

ARIZONA

BASEBALL

NATIONAL CHAMPIONS
1986 - 1980 - 1976

16 COLLEGE WORLD SERIES APPEARANCES

2012 - 2004 - 1986 - 1985 - 1980 - 1979 - 1976 - 1970 - 1966 - 1963 - 1960 - 1959 - 1958 - 1956 - 1955 - 1954

2012 PAC-12 CO-CHAMPIONS - TUCSON REGIONAL CHAMPIONS - TUCSON SUPER REGIONAL CHAMPIONS



PAC12
CONFERENCE





2012 National Collegiate Division I BASEBALL CHAMPIONSHIP

TD Ameritrade Park Omaha - Omaha, Nebraska
June 15-25/26

BRACKET ONE

*UCLA (47-14)

Game 1

Friday, 5 p.m.
June 15
ESPN2HD/ESPN3

Stony Brook (52-13)

Game 6

Sunday, 9 p.m.
June 17
ESPN2HD/ESPN3

*Florida St. (48-15)

Game 2

Friday, 9 p.m.
June 15
ESPN2HD/ESPN3.com

Arizona (43-17)

Game 11

Thursday, 5 p.m.
June 21
ESPN2HD/ESPN3

Loser Game 6

Game 9

Tuesday, 8 p.m.
June 19
ESPNHD/ESPN3

Loser Game 1

Game 5

Sunday, 5 p.m.
June 17
ESPN2HD/ESPN3

Loser Game 2

*Game 13

Friday, 5 p.m.
June 22
ESPN2HD/ESPN3

Loser Game 11 (if first loss)

BRACKET ONE WINNER

CWS Finals

(Best two-of-three)

Game 1 Sunday, 8 p.m.
June 24 ESPN2HD/ESPN3
Game 2 - Monday, 8 p.m.
June 25 ESPNHD/ESPN3
#Game 3 - Tuesday, 8 p.m.
(if necessary)
June 26 ESPNHD/ESPN3

**NATIONAL
CHAMPION**

BRACKET TWO

*Arkansas (44-20)

Game 3

Saturday, 5 p.m.
June 16
ESPNHD/ESPN3

Kent St. (46-18)

Game 8

Monday, 9 p.m.
June 18
ESPN2HD/ESPN3

*Florida (47-18)

Game 4

Saturday, 9 p.m.
June 16
ESPNHD/ESPN3

South Carolina (45-17)

Game 12

Thursday, 9 p.m.
June 21
ESPN2HD/ESPN3

Loser Game 8

Game 10

Wednesday, 8 p.m.
June 20
ESPNHD/ESPN3

Loser Game 3

Game 7

Monday, 5 p.m.
June 18
ESPN2HD/ESPN3

Loser Game 4

**Game 14

Friday, 9 p.m.
June 22
ESPNHD/ESPN3

Loser Game 12 (if first loss)

BRACKET TWO WINNER

Arizona vs. CWS Field (All-Time)

Opponent	W-L	Last Meeting
Arkansas	3-2	2004
Florida	0-0	None
Florida State	6-5	1991
Kent State	1-0	2004
South Carolina	0-0	None
Stony Brook	0-0	None
UCLA	113-119-1	2012

All times Eastern.

*Game 13 will be necessary if the winner of Game 9 also wins Game 11. If it is the only game scheduled for that day, the game will start at 9 p.m.

**Game 14 will be necessary if the winner of Game 10 also wins Game 12. If it is the only game scheduled for that day, the game will start at 9 p.m.

#CWS Finals Game 3 will be necessary if the winner of CWS Finals Game 1 loses Game 2.



ARIZONA BASEBALL™

Three National Championships
1976 ❖ 1980 ❖ 1986
 16 College World Series Appearances
 37 NCAA Tournament Appearances

Arizona Athletic Media Relations
 McKale Memorial Center
 1 National Championship Drive
 Tucson, AZ 85721-0096

Contact: Blair Willis
 Asst. Media Relations Director
 Office: 520-621-0914
 Email: bmw23@arizona.edu

Website: www.arizonawildcats.com ❖ Facebook: www.facebook.com/ArizonaBaseball ❖ Twitter: @ArizonaBaseball and @CoachAndyLopez

Arizona 2012 Honors and Awards

Louisville Slugger All-Americans

Alex Mejia, Jr., Shortstop -- First Team
 Kurt Heyer, Jr., RHP -- Second Team
 Seth Mejias-Brean, Jr, Third Base -- Third Team

Brooks Wallace Shortstop of the Year Finalist

Alex Mejia, Jr., Shortstop

Pac-12 Coach of the Year

Andy Lopez

Pac-12 Player of the Year

Alex Mejia, Jr., Shortstop

Pac-12 Defensive Player of the Year

Alex Mejia, Jr., Shortstop

Pac-12 All-Conference

Bobby Brown, Sr., Designated hitter
 Johnny Field, So., Outfielder
 Kurt Heyer, Jr., Pitcher
 Alex Mejia, Jr., Shortstop
 Seth Mejias-Brean, Jr., Third Base
 Robert Refsnyder, Jr., Outfielder
 Joey Rickard (HM), Jr., Outfielder

Johnny Field

Pac-12 Player of the Week (5/14)
 Pac-12 Player of the Week (5/28)
 Pac-12 All-Academic Second Team

Kurt Heyer

Golden Spikes Award Semifinalist
 Pitcher of the Year Watch List, *College Baseball HOF*
 Pac-12 Pitcher of the Week (3/7)
 Pac-12 Pitcher of the Week (5/14)
 Pac-12 Pitcher of the Week (5/28)
 Preseason third-team All-American, *Collegiate Baseball*
 HM All-American, collegebaseballinsider.com

Alex Mejia

Brooks Wallace Award Watch List
 Preseason second-team All-American, NCBWA
 Preseason HM All-American, collegebaseballinsider.com

Seth Mejias-Brean

Pac-12 Player of the Week (3/19)
 Pac-12 All-Academic Honorable Mention

Joey Rickard

Preseason HM All-American, collegebaseballinsider.com

Konner Wade

Pac-12 Pitcher of the Week (4/2)

Bobby Brown

Louisville Slugger National Player of the Week (4/30)

ARIZONA WILDCATS

2012 Record: 43-17 (20-10 Pac-12)

Head Coach: Andy Lopez (11th Year, 398-246-1)

2012 Snap Shot

Overall Record: 43-17 (most wins since 1989)

Pac-12 Record: 20-10 (co-champions)

NCAA Regional: 3-0 (Tucson Regional)

NCAA Super Regional: 2-0 (Tucson Regional)

College World Series History

Appearances: 16

Last Appearance: 2004

CWS Record: 33-27

National Championships: 3 (1976, 1980, 1986)

Radio: All Arizona games at the College World Series will be broadcast live on 1290 AM in Tucson. Brian Jeffries will have the play-by-play call of each game live from Omaha.

Television: All games will be broadcast on the ESPN family of networks. Check local listings for each game.

Leading Off...

- Arizona is making its 16th all-time CWS appearance.
- Andy Lopez has coached five teams to the CWS, including two at Arizona, two at Florida and one at Pepperdine (1992 national champions).
- Lopez is one of three coaches all-time to lead three schools to the CWS. Lopez is one of four coaches all-time to take multiple schools to multiple CWS appearances.
- The Wildcats claimed a share of the Pac-12 Championship, their first league title since 1993.
- Alex Mejia became the sixth Wildcat player all-time to earn Pac-10/12 Player of the Year honors. The other five -- Terry Francona, Chip Hale, Alan Zinter, Scott Erickson and Trevor Crowe -- each played Major League Baseball.
- Andy Lopez was named Pac-12 Coach of the Year for the first time in his 11 seasons at Arizona.
- The Wildcats placed six players on the 25-member All-Conference Team
- Juniors Alex Mejia, Seth Mejias-Brean, Robert Refsnyder and Joey Rickard each have over 200 career hits. It marks the first time in school history four active players have had 200 or more career hits.
- UA's .333 team batting average ranks No. 4 nationally.
- UA's 7.5 runs per game ranks No. 6 nationally.
- UA pitchers have thrown 14 complete games in 2012.

Statistical Snap Shot

ARIZ	Hitting	Florida St.
.333	Avg.	.282
.454	Slg%	.415
.403	OB%	.406
451	Runs	437
706	Hits	588
126	2B	128
35	3B	10
20	HR	43
283	SO	427
216	BB	367
81-119	SB-ATT	60-90
Pitching		
3.93	ERA	3.52
538.0	IP	560.1
414	SO	469
157	BB	214
.263	B/Avg.	.250
Fielding		
.968	Fld%	.969
77	Errors	74
55	DP	62

Arizona Possible Lineup (Based on Recent Games)

Pos.	No.	Player	B/T	Avg.	SLG%	OB%	GP	GS	R	H	RBI	2B	3B	HR	SB-ATT
C	6	Riley Moore	S/R	.292	.376	.376	59	57	39	59	38	10	2	1	2-5
1B	15	Joseph Maggi	L/L	.333	.379	.401	44	40	17	44	18	4	1	0	3-5
or	22	Brandon Dixon	R/R	.252	.327	.335	57	38	28	37	13	8	0	1	8-12
2B	4	Trent Gilbert	L/R	.280	.330	.346	59	59	33	61	37	7	2	0	4-5
3B	5	Seth Mejias-Brean	R/R	.366	.496	.411	60	60	55	90	57	21	4	1	10-14
SS	13	Alex Mejia	R/R	.361	.494	.395	60	60	52	90	52	12	6	3	6-12
LF	1	Johnny Field	R/R	.383	.553	.490	60	60	67	90	43	17	7	3	11-19
CF	35	Joey Rickard	R/L	.326	.424	.404	56	56	57	77	31	16	2	1	18-24
RF	2	Robert Refsnyder	R/R	.354	.544	.445	60	60	58	84	61	19	4	6	12-16
DH	37	Bobby Brown	L/R	.356	.555	.398	50	45	41	68	54	12	7	4	7-7
Probable Starting Rotation				ERA	W-L	APP	GS	CG	IP	H	R	ER	BB	SO	Avg.
	26	Kurt Heyer	RHP	2.28	12-2	17	17	7	138.0	136	50	35	22	102	.257
	48	Konner Wade	RHP	4.49	9-3	19	17	4	118.1	110	71	59	36	98	.246
	36	James Farris	RHP	4.18	7-3	16	16	3	99.0	106	52	46	18	69	.274

Arizona Baseball Quick Facts

The University of Arizona

Founded.....	1885
Enrollment.....	39,200
Colors.....	Cardinal and Navy
Nickname.....	Wildcats
Affiliation.....	NCAA Division I
Conference.....	Pac-12
Baseball Facility.....	Hi Corbett Field (9,500)
President.....	Dr. Eugene G. Sander
Athletic Director.....	Greg Byrne
Athletic Dept. Phone.....	520-621-4622
Website.....	www.arizona.edu
Athletics Website.....	www.arizonawildcats.com
Athletics Ticket Office.....	520-621-2287

Arizona Media Relations

Media Relations Director.....	Tom Duddleston Jr.
Asst. SID/Baseball Contact.....	Blair Willis
Blair's Office Number.....	520-621-0914
Blair's Cell Phone.....	520-419-2979
Blair's Email.....	bmw23@arizona.edu
Media Relations Phone.....	520-621-4163
Media Relations Fax.....	520-621-2681
Associate Media Relations Director.....	Richard Paige
Assistant Media Relations Director.....	Molly O'Mara
Media Relations Intern.....	Susie Epp
Office Mailing Address.....	Athletic Media Relations McKale Center, Room 106 Tucson, AZ 85721-0096
Official Athletics Website.....	www.arizonawildcats.com

Arizona Baseball 2011 Review

Overall Record.....	39-21
Pac-10 Record.....	15-12 (t-4th)
Postseason.....	College Station Regional (3-2, 2nd Place)

Arizona Baseball 2012 Preview

Returnees/Newcomers.....	18/16
Letterwinners Returning/Lost.....	16/11
Starting Pos. Players Returning.....	5
Starting Position Players Lost.....	3
Starting Pitchers Returning.....	2
Starting Pitchers Lost.....	1

Arizona Baseball History

First Season.....	1904
All-Time Record.....	2,616-1,387-22
All-Time Pac-10/12 Record.....	451-498
National Championships.....	3 (1976, 1980, 1986)
College World Series Appearances.....	15 (last in 2004)
NCAA Postseason Appearances.....	36 (last in 2011)
Pac-12 Titles.....	3 (last in 1992)
All-Americans.....	83
All-Pac-10 Players.....	74
MLB Draft Picks.....	214
MLB Players.....	65

Coaching Staff

Head Coach.....	Andy Lopez (11th year)
Assistant Coach.....	Shaun Cole (3rd year)
Assistant Coach.....	Matt Siegel (1st year)
Volunteer Assistant Coach.....	Brett Scyphers (3rd year)
Undergraduate Assistant Coach.....	Josh Garcia (1st year)

Baseball Numbers and Support Staff

Baseball Office Number.....	520-621-4102
Baseball Office Fax.....	520-621-5793
Press Box Number.....	520-621-4440
Strength and Conditioning Coach.....	Neil Willey
Athletic Trainer.....	Leanna Oliver
Equipment Operations.....	Benny Conger
Academic Counselor.....	Cynthia Prieto
Baseball Managers.....	Nick Incrocci, Zach Monash Ryan Nussbaum, Alex Smith

Arizona Head Coach Andy Lopez: The Wildcats are coached by Andy Lopez, who is now in his **11th season with a 398-246-1 record at the school.** He has guided the Wildcats to postseason competition in eight of the last 10 years, including three straight NCAA regionals, and highlighted College World Series appearances in 2004 and now 2012. The Wildcats have won at least 30 games in six straight years and in 10 of Lopez's 11 seasons at the school, and have won 40 games in three of the last six seasons. Overall, Lopez has more than 1,000 career victories, one national championship and four College World Series appearances. Lopez owns a **career record of 1,085-664-7 in 30 years** as a head coach, including stints at Cal State Dominguez Hills (1983-88), Pepperdine (1989-94), Florida (1995-2001) and Arizona (2002-present). Lopez led Pepperdine, Florida (twice) and Arizona (twice) to College World Series appearances. His total victories are 13th-most among active coaches and he is just one of just 45 individuals to reach 1,000 career victories.

Lopez One of Three, Four: Arizona head coach Andy Lopez is one of just three coaches to lead three different schools (Pepperdine, Florida and Arizona) to the College World Series. In the history of college baseball, only Larry Cochell (Oral Roberts – 1978; Cal State Fullerton – 1988, 1990; Oklahoma – 1992, 1994, 1995) Ron Polk (Georgia Southern – 1973; Mississippi State – 1979, 1981, 1985, 1990, 1997, 2007; Georgia – 2001) and Lopez have led three schools to the College World Series. Lopez has also now led two schools to multiple appearances (Florida and Arizona), joining Augie Garrido (Cal State Fullerton and Texas), Dave Van Horn (Arkansas and Nebraska) and Larry Cochell (Cal State Fullerton and Oklahoma) as the only four coaches to do so.

Evens Are Odd: Of Arizona's 16 all-time College World Appearances, 11 have come in even-number years, including this year – 2012. Perhaps most interesting is that all three of the school's national championships were won in even-numbered years – 1976, 1980 and 1986. On top of that, head coach Andy Lopez has now coached five teams to the College World Series. Of course, each of those seasons – 1992, 1996, 1998, 2004 and 2012 – are even-numbered years. Lopez's national championship at Pepperdine came in his first CWS appearance in 1992.

The Road To Omaha: The Wildcats seemingly took the easiest path they could to Omaha this season – through Tucson. Arizona swept the Tucson Regional and Tucson Super Regional to post a 5-0 mark heading into the College World Series. It was a welcomed relief to stay home after Arizona had not hosted a postseason game since 1992. In fact, the school has not advanced to the College World Series through Tucson since its second national championship season in 1980 when Arizona swept three games at the West Regional.

Finishing Hot: One sure way to get to Omaha: get hot down the stretch. Arizona has won 13 of its last 15 games dating back to early May. The plan has been simple: play good baseball. Easier said than done, of course, but that basically encompasses timely hitting, strong pitching and good defense. Arizona has benefited from all three. The Wildcats have hit .335 over the last 15 games, and have outscored opponents 37-9 in two-out RBI. On the mound, UA hurlers have a 3.13 ERA, 89 strikeouts and just 37 walks in 135 innings pitched. Starters have combined for six complete games in those 15 contests. Defensively, Arizona boasts a .983 fielding percentage with just 10 errors committed, compared to 30 errors by opponents. Lastly, the Wildcats have done it all at home and on the road. Arizona went 7-1 at home and 6-1 on the road over those final 15 games.

Winning Ways: Arizona's 43 overall wins are the most in a season since posting a 45-18-1 mark in 1989 . . . Andy Lopez has coached the Wildcats to six-consecutive 30 wins seasons, including 40 win campaigns in the of those six years . . . Arizona enters Omaha with an unbeaten postseason record for the first time since going 4-0 at the NCAA Central Regional in Austin, Texas in 1986. That year was the last time the Wildcats won a national championship . . . The Wildcats are 13-7 away from home this season (all true road games) . . . Arizona was 5-0 in Pac-12 weekend series on the road, the first undefeated mark since 2005 (4-0) . . . The Wildcats have won 40 games in a season 20 times dating back to 1954, the first season UA appeared in the College World Series . . . Arizona has reached the 30-win plateau for the sixth straight season and for the 10th time in Andy Lopez's 11 seasons at the school.

An Eye For Hitting: A team doesn't rank No. 4 in the nation in batting average without a bit of plate discipline. Arizona hitters have struck out just 283 times on the season, which checks out to only 4.72 times per game – the lowest rate for any Pac-12 school. At the same time, the Wildcats have drawn 216 walks, which have helped produce a .403 on-base percentage that leads the Pac-12 and ranks in the top-10 nationally. Over the last 15 games (13-2 record), UA hitters have struck out 74 times and drawn 72 walks, which is 4.93 strikeouts and 4.5 walks per game. In the postseason (5-0 record), the Wildcats have struck out just 21 times (4.2 per game), while walking 26 times (5.2). Johnny Field (40 BB, 25 SO) and Robert Refsnyder (31 BB, 21 SO) have more walks than strikeouts on the season.

Winning Weekends: Dating back to the final month of the 2011 regular season, Arizona has a 17-3 record in its last 20 three-game weekend series (13-2 in 2012 regular season). That stretch includes eight sweeps. In that span, the Wildcats are 6-1 in road series, including a 5-0 record in 2012. The only losses have been at Stanford in 2011, and at home against UCLA and Oregon in 2012. Including all games (postseason 2012 included), the Wildcats have a 55-23 record over their last 77 games (.714). The club has racked up a 29-13 (.690) mark in Pac-10/12 games.

Fearsome Foursome: Juniors Alex Mejia, Seth Mejias-Brean, Robert Refsnyder and Joey Rickard have combined to make 696 starts in 705 total games played. They have missed a combined seven games in their careers. It's been a very consistent a productive group that has helped guide the Wildcats to consecutive NCAA Regional appearances. Together they have accumulated 921 base hits and 541 runs scored, hitting .333 (921-2769) as a group.

Super Regional Recap: Arizona relied heavily on its starting pitching and more timely hitting as it dispatched St. John's in consecutive games of the Tucson Super Regional to earn a bid to the College World Series. The Wildcats erased a five-run, fourth-inning deficit by tying Game 1 in the sixth inning, 5-5. The Red Storm took the lead with a run in the top of the 10th inning off starter Kurt Heyer, who tossed 9.1 innings and "scattered" 17 hits. In the bottom of the 10th, UA rallied to win on a game-tying RBI single off the bat of senior Bobby Brown and a walk-off RBI single by freshman Trent Gilbert to win, 7-6. A day later, the Wildcats scored three first-inning runs and rode the arm of Konner Wade, who threw a six-hitter and tossed his fourth complete game of the year in a 7-4 win.

Stat	Arizona	St. John's	Stat	Arizona	St. John's
Avg.	.329	.320	XBH	5	3
Hits	23	24	RBI	13	9
Runs	14	10	SB-Att	1-2	0-0
2B	4	3	ERA	3.79	5.89
3B	1	0	SO/BB	6/0	4/14
HR	0	0			

Regional Recap: Arizona cruised through the Tucson Regional – the school's first time hosting postseason play since 1992 – with a 15-3 victory over Missouri in the opener, and back-to-back wins over Louisville (16-4 and 16-3) to clinch the regional championship. Arizona's 47 runs scored were the third-most ever for the school in a regional tournament, and it amassed the number in the minimum number of games. The 15.7 runs per game surpassed the 1986 club's 12.5 runs per game for most in a single regional tournament. The Wildcats placed seven players on the All-Tournament team, including outfielders Johnny Field and Joey Rickard, infielders Seth Mejias-Brean and Alex Mejia, pitchers Kurt Heyer and Konner Wade, and designated hitter Bobby Brown. Field hit .533 (8-for-13), with two doubles, two triples and a grand slam, combining for eight runs scored and 10 RBI to secure the Most Outstanding Player citation.

Stat	Arizona	Opponents	Stat	Arizona	Opponents
Avg.	.472	.260	XBH	17	3
Hits	58	27	RBI	42	7
Runs	47	10	SB-Att	7-7	2-2
2B	10	2	ERA	2.00	13.85
3B	5	1	SO/BB	21/5	17/12
HR	2	0			

Postseason Experience: Having played in three straight NCAA Regionals and now an NCAA Super Regional, Arizona's lineup is full of players that have a considerable amount of postseason experience. Here's a look at some notables with at least 25 postseason at-bats as they head into the College World Series.

Player	AVG	GP-GS	AB	R	H	2B	3B	HR	RBI	TB	SLG%	BB	HBP	SO	OB%	SB-ATT
Brown	.444	7-5	27	9	12	2	0	0	7	14	.519	2	0	4	.483	0-0
Mejia	.385	13-13	52	7	20	5	1	0	16	27	.519	3	0	6	.411	2-2
Mejias-Brean	.404	13-13	52	10	21	2	0	0	9	23	.442	2	1	3	.429	3-4
Field, J.	.303	9-7	33	10	10	2	2	1	13	19	.576	1	2	2	.342	2-3
Rickard	.321	13-13	56	15	18	3	2	0	12	25	.446	7	1	7	.400	3-4
Refsnyder	.314	13-13	51	12	16	3	0	0	6	19	.373	6	1	3	.390	2-3
Totals	.358	68-64	271	63	97	17	5	1	63	127	.469	21	5	25	.414	12-16

Alive With Five: Five runs seems to be a pretty good breaking point for success for the Wildcats. In 2012, Arizona is 35-6 when it scores five or more runs in a game, while it has struggled to a 8-11 mark when it fails to score at least five runs. Conversely, the same holds true for opponents. When the Wildcats have held opponents under five runs, they are 29-1. When opponents score five runs or more, UA has struggled to a 14-16 clip.

Complete Games: Kurt Heyer's three consecutive complete games in April were more than UA had as a team in four of the six seasons prior to the season (2010, 2009, 2008 and 2006) ... Heyer's seven complete games in 2012 are more than UA combined for as a team in a three-year stretch from 2008-10 ... The last UA pitcher to earn a victory in three consecutive complete game outings was RHP Troy Bradford at the end of the 1990 season ... Kurt Heyer (7), Konner Wade (4) and James Farris (3) have combined for 11 complete games. The last time three UA pitchers had 2+ complete games in a season was in 1989 (Scott Erickson – 14, Lance Dickson – 4 and Jim Richardson – 3) ... The Wildcats' 14 complete games in 2012 are the most for the program since throwing 22 in 1989 ... Combined with seven complete games a year ago, Arizona's 21 CG's the last two seasons are more than half of the 32 the school combined to throw in the first 11 years of the 21st century (2000-10).

Going The Distance: Arizona pitchers have combined to throw 14 complete games this season, the most for the program in a single year since tossing 22 in 1989. Perhaps most impressive is the fact that the 14 complete games are the most for a school from a major baseball conference. In fact, the 13 CG's as many as or close to the teams in the ACC (12) and SEC (14) combined to throw in their respective leagues during the regular season. Big 12 teams registered 38 CG's on the season, while the Big East had 39 and the Big 10 collected 43. Conference USA tallied 21, the Missouri Valley 32, and the WAC 17. Gonzaga, from the West Coast Conference, tossed 10 complete games, while UC Davis out of the West Coast Conference matched Arizona with 11 CGs during the regular season.

Final Pac-12 Standings

School	Overall	Pac-12	GB
Arizona	43 - 17	20 - 10	-
UCLA	47 - 14	20 - 10	-
Oregon	46 - 19	19 - 11	1
Stanford	41 - 18	18 - 12	2
Oregon State	40 - 20	18 - 12	2
Arizona State	36 - 20	18 - 12	2
Washington	30 - 25	13 - 17	7
California	29 - 25	12 - 18	8
Washington State	28 - 28	11 - 18	8½
USC	23 - 32	8 - 21	11½
Utah	14 - 42	7 - 23	13

* Not eligible for the Pac-12 Championship due to NCAA sanctions.

Pac-12 Super Regional Matchups

Los Angeles Super Regional

TCU vs. UCLA (UCLA won series, 2-0)

Eugene Super Regional

Kent State vs. Oregon (Kent State won series, 2-1)

Tallahassee Super Regional

Stanford vs. Florida State (FSU won series, 2-0)

Tucson Super Regional

St. John's vs. Arizona (Arizona won series, 2-0)

Others: Oregon State finished second at the LSU Regional in early June.

Pac-12 In The Top 25 Rankings

School	BA	USA Today	NCBWA	CB
UCLA	2	4	5	7
Oregon	10	10	9	10
Arizona	13	11	13	8
Oregon St.	16	17	11	18
Stanford	19	13	10	12
Arizona St.	21	IE	23	20

NR represents not ranked. IE represents ineligible in poll.

Pac-12 Preseason Poll

Team..... Points

- Stanford (10)..... 100
- Arizona..... 85
- Arizona State (1)..... 84
- UCLA..... 72
- Oregon State..... 64
- California..... 56
- Oregon..... 38
- USC..... 36
- Washington State..... 33
- Washington..... 20
- Utah..... 17

() First-place votes

Arizona vs. The Conferences

Atlantic Sun (3-0)

East Tennessee St. (3 games) 3-0

Big 12 (1-0)

Missouri (1 game) 1-0

Big East (4-0)

Louisville (2 games) 2-0

St. John's 2-0

Big West (2-0)

UC Davis (2 games) 2-0

CUSA (1-1)

Rice (2 games) 1-1

Great West (1-1)

Utah Valley (2 games) 1-1

Ivy League (3-0)

Harvard (3 games) 3-0

MAC (3-0)

Eastern Michigan (3 games) 3-0

Pac-12 (21-11)

Arizona State (5 games) 3-2

California (3 games) 3-0

Oregon (3 games) 1-2

Oregon State (3 games) 2-1

Stanford (3 games) 3-0

UCLA (3 games) 1-2

USC (3 games) 2-1

Utah (3 games) 2-1

Washington (3 games) 2-1

Washington State (3 games) 2-1

SEC (2-1)

Auburn (3 games) 2-1

Summit (2-1)

North Dakota State (3 games) 2-1

WAC (0-2)

New Mexico State (2 games) 0-2

Tucson Regional All-Tournament Team

Pitcher: Kurt Heyer, Arizona

Pitcher: Konner Wade, Arizona

Outfielder: Johnny Field, Arizona

Outfielder: Joey Rickard, Arizona

Outfielder: Scott Sommerfeld, Missouri

Catcher: Kyle Gibson, Louisville

First Base: Andreas Plackis, Missouri

Second Base: Nick Ratajczak, Louisville

Shortstop: Alex Mejia, Arizona

Third Base: Seth Mejias-Brean, Arizona

Designated Hitter: Bobby Brown, Arizona

Most Outstanding Player: Johnny Field, Arizona

4 X 200: Seth Mejias-Brean (214) surpassed the 200-hit milestone for his career on the final weekend of the regular season. The junior third baseman joined classmates Robert Refsnyder (236), Joey Rickard (238) and Alex Mejia (233) as four active players with 200 or more career hits. It's believed that such a feat has never happened before at the school. There are three notable teams that have boasted a trio of active 200-hit players, including in 1986 (Chip Hale, Gar Millay and Todd Trafton), 1989 (Alan Zinter, J.T. Snow and Greg Fowble) and 1993 (Robbie Moen, Willie Morales, John Tejcek). Some years have been followed by another player reaching 200 hits the next season, or vice versa.

Don't Forget These Guys: Arizona's veterans get much of the praise, but Arizona has a trio of freshmen and a sophomore that have been strong offensively to fill out the No. 7-9 spots in the batting order in the postseason. Freshman Joseph Maggi (.357) and sophomore Brandon Dixon (.500, 6 runs, 3 RBI, HR) have platooned at first base, with the younger Maggi starting each game before Dixon has come on as a defensive replacement. Dixon, however, has been swinging a hot bat and even hit his first career home run during the regional round. Freshman second baseman Trent Gilbert (.438, 6 runs, 4 RBI) has also been hot, and delivered the walk-off single to complete a thrilling comeback win over St. John's in the first game of the Tucson Super Regional. Meanwhile, freshman catcher Riley Moore (.378, 7 runs, 4 RBI) has steadily put together an impressive postseason to date. Added up, the four underclassmen have combined to hit .404 (23-of-57) with 20 runs scored and 12 RBI. During the regular season, those four players hit a combined .277.

90 Hits: Arizona has three players with 90 base hits since 1993. Johnny Field, Seth Mejias-Brean and Alex Mejia each have exactly 90 base hits on the season to tie for the most of any players from the Pac-12 Conference. They are the first Wildcat players to reach 90 knocks since Trevor Crowe finished with 106 in 2005. UA's single season top-10 charts start at 96 hits. Robert Refsnyder is six hits shy of the 90-hit milestone, while Joey Rickard (77 hits) is seeking to become the fifth player to reach 80 hits in one season.

Pitching Lately: Arizona is 13-2 over its last 15 games, and one of the key factors has been strong pitching. The UA staff has received six complete games from its starters (Heyer - 3, Wade - 2, Farris - 1), and has a cumulative 3.13 earned run average over the last 125.0 innings. Wildcat pitchers have 89 strikeouts against 37 walks in that span, and have limited opposing hitters to a lowly .250 average. In five postseason games (5-0), UA hurlers have registered a 2.74 ERA and struck out 27 against just five walks in 46.0 innings. All three starters - Heyer, Wade and Farris - have a complete game.

Mejia Garners National Honors: To go along with being named the Pac-12 Player of the Year and Defensive Player of the Year, junior shortstop Alex Mejia has captured a pair of national honors, too. Collegiate Baseball Newspaper named Mejia a first team Louisville Slugger All-American last week, becoming the school's first tabbed by the publication as a first-teamer since pitcher Preston Guilmet in 2007. Mejia is also one of five finalists for the Brooks Wallace Shortstop of the Year Award.

All-Americans: Arizona placed three players on the Collegiate Baseball Newspaper Louisville Slugger All-American teams last week. Shortstop Alex Mejia was named to the first team, while pitcher Kurt Heyer and third baseman Seth Mejias-Brean were placed on the second and third teams, respectively. The trio of All-Americans marks the first time the Wildcats have placed three players on the Collegiate Baseball All-American teams in the same season since 2005. That year, outfielder Trevor Crowe was named to the first team, while catcher Nick Hundley and first baseman Jordan Brown were honored on the second and third teams, respectively. Each has since played Major League Baseball.

Johnny On and Off The Field: Sophomore outfielder Johnny Field turned in an All-Conference season and has been arguably Arizona's most dangerous hitter over the second half of the season. He was named the Most Outstanding Player of the Tucson Regional last weekend, and this week was named second team Pac-12 All-Academic for his efforts in the classroom. Field has yet to declare a major, but boasts a 3.51 grade point average. Several other Wildcats, including Auguey Bill, Brandon Dixon, Vincent Littleman and Seth Mejias-Brean were named honorable mention All-Academic.

Draft Update: Five Wildcats were drafted in the first nine rounds, including SS Alex Mejia (No. 150, 4th Round, St. Louis Cardinals), OF Robert Refsnyder (No. 187, 5th Round, New York Yankees), RHP Kurt Heyer (No. 210, 6th Round, St. Louis Cardinals), 3B Seth Mejias-Brean (No. 262, 8th Round, Cincinnati Reds) and OF Joey Rickard (No. 302, 9th Round, Tampa Bay Rays). The group of draftees pushes Arizona's total to 52 under head coach Andy Lopez, who took over the program in 2002. Of those, 10 have played in the Major Leagues. All-time, 220 Arizona baseball players have been drafted, including 81 in the last 14 seasons. Of the 220 selections, 58 have been taken in the first five rounds.

RBI Top to Bottom: Arizona has eight players with 30 or more runs batted in on the season, which is pretty impressive balance in a nine-man batting order. Then you can consider that Arizona's first base platoon of Joseph Maggi and Brandon Dixon has also combined for 31 runs batted in this season, which essentially gives the Wildcats a lineup that features 30 RBI at all nine spots. Robert Refsnyder leads all players with 61 runs batted in, the first Wildcat to reach 60 since C.J. Ziegler had exactly that many in 2008. As a team, Arizona has 406 runs batted in to date. The last UA team to reach 400 or more RBI was in 2005 (445).

Double Digit Runs: Arizona scored double-digit runs in each game of the Tucson Regional. As the sixth-highest scoring team in the nation (7.5 runs per game), it's nothing new to the Wildcats. Arizona has scored 10 or more runs in a game 16 times this season, but regional weekend was the first time the club did so in three consecutive games. In fact, the Wildcats had scored 10-plus runs in consecutive games just one other time this season (May 16 at ASU and May 18 at USC).

Falling Behind: Arizona has developed a habit of falling behind early in games, something that has proven costly at times while other times simply serving as a wakeup call. Arizona has trailed at some point in 34 of its last 47 games (19-15 record when trailing) and in 39 of 60 on the season (22-17). A season ago, the Cats trailed during 38 of their 60 games played. They posted a 17-21 mark in those games.

Home At Hi Corbett: Arizona's decision to move its home venue off campus to historic Hi Corbett Field has paid dividends this season, none bigger than the final weekend of the regular season when 14,055 fans came out to cheer on the Wildcats to a conference championship over three days against rival Arizona State. The Friday crowd on May 25 drew 5,451 fans, while Saturday saw a season-high 5,677 pass through the gates. It was Arizona's largest home crowd since May 25, 1980, when 7,002 fans watched Arizona defeat Gonzaga by a score of 8-5 at Wildcat Field (before it was named Sancet Field) in the championship game of the Tucson Regional en route to the school's second national championship. In 2012, Arizona drew 86,132 fans to its 35 regular season home games for an average of 2,460 per game. That average is the third-best in single season history at the school, behind the 1980 (3,256) and 1981 clubs (2,777). For comparison's sake, UA drew 36,412 fans at 33 home games (1,103 per game) a season ago on campus. With the NCAA Regional/Super Regional games added in, the Wildcats drew 105,131 fans through the gates at home games this season (2,628 per game).

Cats At Home: Arizona racked up 30-10 record at Hi Corbett Field this season. On their home turf, the Wildcats hit .353 as a team, while opponents hit .276. The Wildcats scored an average of 8.0 runs per game compared to opponents' 4.95 per game. Johnny Field (.405), Alex Mejia (.386), Joseph Maggi (.376), Robert Refsnyder (.363) and Seth Mejias-Brean (.386) all took a special liking to the facility. The Wildcats hit 87 doubles, 30 triples and eight homers at home, while opponents hit 62 doubles, 24 triples and seven round-trippers. Arizona's pitching staff had a 3.99 earned run average, but perhaps most impressively 278 strikeouts to just 93 walks in 361.0 innings.

Leaders of the Pac: Arizona finished the season as the top offensive team in the Pac-12 in several categories (regular season stats), including batting average (.325), runs scored (390), hits (625), RBI (351), triples (29), total bases (849) and sacrifice flies (36). The Wildcats ranked No. 2 in slugging (.441), on-base percentage (.394), stolen bases (73) and finished with the second-fewest strikeouts (262). Pitching-wise, UA hurlers struck out the second-most hitters and issued the third-fewest walks.

.300 Club: Arizona boasts a .333 batting average that leads the Pac-12 and ranks No. 4 in the nation. That clip has the Wildcats poised for a .300 or better team batting average for the 10th consecutive season. In 2011, the Wildcats hit .320 as a team and finished No. 3 nationally. That mark was the best clip for a Wildcat team since 2005, when a veteran squad turned in a blistering .328 average. The 2003 club - Andy Lopez's second year - also hit .328, while the 2009 club hit .314. Other marks include .306 in 2007, .305 in 2006 and in the 2004 College World Series season, and .301 in 2008.

Pac-12 Champs: Arizona won a share of the Pac-12 Championship with a 20-10 mark in league play, tying with UCLA. The conference crown is the school's first since 1992 when Hall of Fame Coach Jerry Kindall led the Wildcats to an 18-12 mark in the Pac-10 South. Arizona also won Pac-10 South titles in 1989 and 1980 in addition to winning five WAC championships before moving into the Pac-10 for the 1979 season. Andy Lopez has coached Arizona to a pair of second-place finishes, and this year's Pac-12 championship marks the ninth time he has led a school to a conference title, including twice at Florida in the SEC. Also of note is Arizona's 20 conference wins in 2012, which is the second-highest win total the school has ever accumulated in league action. The '89 Pac-10 South championship club went 23-7.

Pac-12 Coach of the Year: Andy Lopez was named the Pac-12 Coach of the Year for the first time in his 11 seasons in Tucson. Lopez has guided the Wildcats to a 38-17 overall record and a Pac-12 co-championship in 2012. The league title is Arizona's first conference crown since 1992, and the school is hosting an NCAA Regional for the first time since that same season. Interestingly, Lopez's Pepperdine club won the Tucson Regional in 1992 and advanced to the College World Series, where it won the national championship. Under the guidance of Lopez, the Wildcats have advanced to an NCAA Regional in eight of the last 10 seasons, including in 2004 when the school advanced to the College World Series for the first time since 1986. In the eight seasons prior to Lopez becoming the head coach, Arizona qualified for just one NCAA Regional (1999).

Starts by Position

Player	GS	p	c	1b	2b	3b	ss	lf	cf	rf	dh
5 Mejias-Brean, Seth	60	60
13 Mejia, Alex	60	60
1 Field, Johnny	60	56	4	.	.
2 Refsnyder, Robert	60	60	.
4 Gilbert, Trent	59	.	.	.	59
6 Moore, Riley	57	.	57
35 Rickard, Joey	56	56	.	.
37 Brown, Bobby	45	45
15 Maggi, Joseph	40	.	.	21	.	.	.	4	.	.	14
22 Dixon, Brandon	38	.	.	38
26 Heyer, Kurt	17	16
48 Wade, Konner	17	16
36 Farris, James	16	16
23 Long, Lucas	3	3
10 Hale, Tyler	2	2
29 Berger, Jordan	2	.	2
14 Littleman, Vincent	2	2
30 Crawford, Tyler	2	2
24 Parmenter, Tyler	1	1
47 de Jesus, Anthony	1	.	1
28 Lopez, David	1	.	.	.	1
44 Troupe, Mathew	1	1

Starts by Batting Order

	1st	2nd	3rd	4th	5th	6th	7th	8th	9th
5 Mejias-Brean, Seth	.	.	.	3	57
13 Mejia, Alex	.	21	35	4
1 Field, Johnny	4	34	.	22
2 Refsnyder, Robert	.	.	25	35
4 Gilbert, Trent	.	4	.	.	.	19	12	13	11
6 Moore, Riley	3	31	22	1
35 Rickard, Joey	56
37 Brown, Bobby	3	38	.	.	4
15 Maggi, Joseph	.	1	10	.	29
22 Dixon, Brandon	7	22	9
29 Berger, Jordan	1	1
24 Parmenter, Tyler	1
47 de Jesus, Anthony	1	.
28 Lopez, David	1	.

Arizona CWS History**Appearances:** 16th**W-L:** 33-27**2004 (1-2)**

6/18	Georgia	L, 7-8
6/20	Arkansas	W, 7-2
6/22	Georgia	L, 1-3

1986 (4-1, National Champions)

5/30	Maine	W, 8-7
6/2	LMU	W, 7-5
6/6	Florida St.	W, 9-5
6/7	Miami	L, 2-4
6/9	Florida St.	W, 10-2

1985 (0-2)

6/1	Texas	L, 1-2
6/2	Stanford	L, 2-9

1980 (5-1, National Champions)

5/30	St. John's	L, 1-6
5/31	Florida St.	W, 5-3
6/2	Michigan	W, 8-0
6/4	Hawaii	W, 6-4
6/5	California	W, 11-10
6/6	Hawaii	W, 5-3

1979 (1-2)

5/1	Miami	W, 5-1
5/3	Arkansas	L, 3-10
5/4	CS Fullerton	L, 3-16

1976 (5-1, National Champions)

6/12	Arizona St.	L, 6-7
6/13	Oklahoma	W, 10-2
6/14	Clemson	W, 10-6
6/16	Eastern Michigan	W, 11-6
6/17	Arizona St.	W, 5-1
6/18	Eastern Michigan	W, 7-1

1970 (0-2)

6/13	Florida St.	L, 0-4
6/14	Iowa St.	L, 1-7

1966 (1-2)

6/13	Texas	L, 1-5
6/14	Northeastern	W, 8-1
6/15	USC	L, 4-8

1963 (4-2)

6/10	Penn St.	W, 8-1
6/11	Florida St.	W, 4-3
6/12	Missouri	W, 6-4
6/13	Texas	W, 10-8
6/14	USC	L, 4-6
6/16	USC	L, 2-5

1960 (2-2)

6/10	Oklahoma St.	W, 2-1
6/15	Minnesota	L, 5-8
6/17	St. John's	W, 11-4
6/18	USC	L, 1-13

1959 (3-2)

6/13	Clemson	W, 3-2
6/14	Fresno St.	W, 5-1
6/16	Oklahoma St.	W, 5-3
6/17	Fresno St.	L, 0-2
6/19	Oklahoma St.	L, 3-5

1958 (0-2)

6/14	Clemson	L, 1-4
6/15	USC	L, 0-4

1956 (3-2)

6/9	NYU	W, 3-0
6/10	Minnesota	L, 1-3
6/11	New Hampshire	W, 1-0
6/12	Mississippi	W, 7-3
6/13	Minnesota	W, 10-4
6/14	Minnesota	L, 1-12

1955 (2-2)

6/10	Western Michigan	L, 1-4
6/11	Springfield	W, 6-0
6/13	Northern Colorado	W, 20-0
6/14	Oklahoma St.	L, 4-5

1954 (1-2)

6/10	Oregon	W, 12-1
6/11	Michigan St.	L, 1-2
6/12	Oklahoma St.	L, 4-5

Pac-12 Player of the Year: Shortstop Alex Mejia was named the Pac-12 Player of the Year, becoming just the sixth player in school history to earn the award. Mejia's spectacular defensive play, improved offensive skills and leadership on and off the field drew attention from the league coaches to earn him the top honor. Mejia, who was also named the Pac-12 Defensive Player of the Year, has been Arizona's starting shortstop in all 175 games he has played at the school. In 2012, Mejia turned in a career-best season. He finished third on the team and No. 5 in the Pac-12 with a .357 batting average and led all Pac-12 players with 81 hits during the regular season. Mejia ranked No. 9 with 47 runs scored and tied for No. 10 with 46 RBI, while he was tied for No. 3 in conference with five triples and ranked third on club with three home runs. Other Pac-10/12 Players of the Year at Arizona include: Trevor Crowe (2005), Scott Erickson and Alan Zinter (co-MVPs 1989), Chip Hale (1987) and Terry Francona (1980).

All-Conference: Arizona placed six players on the Pac-12's 25-member all-conference team announced this week. In addition to being named Pac-12 Player of the Year and Pac-12 Defensive Player of the Year, shortstop Alex Mejia is joined by designated hitter Bobby Brown, outfielder Johnny Field, pitcher Kurt Heyer, third baseman Seth Mejias-Brean and outfielder Robert Refsnyder. The six players on the all-conference team matched UA's total from 2011, which was the most a Wildcat team had placed on the all-league list since 1993. Mejia and Refsnyder earned all-conference honors for the second year in a row, while Heyer became a three-time selection. Outfielder Joey Rickard, an all-conference pick as a sophomore, was named honorable mention.

Last At-Bat Wins: Seven of Arizona's 38 victories, including five of its 20 Pac-12 wins, have come with a rally in its final at-bat of game, but perhaps none bigger than the two in the final weekend of the regular season over rival Arizona State to secure the Wildcats a share of their first Pac-12 Championship since 1992. On May 25, the Wildcats and Devils were locked in perhaps the pitching duel of the year in the conference. UA's Kurt Heyer and ASU's Brady Rodgers had kept each side scoreless until the bottom of the ninth. That was when with one out Rodgers gave up a single to Robert Refsnyder, before Jake Barrett was called on to replace Rodgers. Seth Mejias-Brean ripped the second pitch he saw from Barrett for a double down the left field line. Refsnyder was given the stop sign to hold up at third base, but he ran through it and scored the winning run in a thrilling 1-0 victory. Two days later, after UA surrendered a 7-1 lead when ASU tied the game in the 8th, Johnny Field stepped to the plate in the bottom of the 9th with two outs and runners at the corners. He pulled a single into left field for another walk-off win over the rivals, this time securing the conference crown with the 8-7 decision. Here's a look at Arizona's seven final at-bat wins:

- March 7 vs. UC Davis (UA scores three runs in Bot. 8, wins 6-4)
- March 11 vs. E. Michigan (UA scores run in Bot. 9, wins 9-8 in walk-off fashion)
- March 24 @ Oregon St. (UA scores two runs in Top 9, wins 5-4)
- March 30 vs. Stanford (UA scores four runs in Bot 9, wins 8-7 in walk-off fashion)
- April 13 vs. UCLA (UA scores one run in Bot. 8, wins 4-3)
- May 25 vs. Arizona St. (UA scores run in Bot. 9, wins 1-0 in walk-off fashion)
- May 27 vs. Arizona St. (UA scores run in Bot. 9, wins 8-7 in walk-off fashion)
- June 8 vs. St. John's (UA scores twice in Bot 10, wins 7-6 in walk-off fashion)

Arizona-Florida State History: The Wildcats and Seminoles have met 11 total times (UA leads series 6-5), most recently in a three-game series in Tucson in 1991 (UA won two of three). A year prior, Florida Swept three games in Tallahassee.

The other five meetings have all been in Omaha. The Wildcats twice defeated the Seminoles at the 1986 College World Series, including by a score of 10-2 on June 9, 1986, to secure Arizona's third national championship.

Arizona's run to the 1980 national championship also featured a matchup against the Seminoles. The Wildcats defeated Florida State, 5-3, on May 31, 1980, in an elimination game, which sparked a five-game winning streak en route to the title.

Florida State upended the Wildcats, 4-0, in the opening game of the 1970 College World Series. In the schools' first-ever meeting, Arizona prevailed, 4-3, at the 1963 College World Series.

The two storied programs have combined to make 37 all-time College World Series appearances (FSU - 21, UA - 16) with their advancement to the 2012 championship event. The schools have 126 combined College World Series games played between them, including 33 victories for Arizona and 26 for Florida State.

Arizona Hitter's Profiles (by usual batting order)



JOEY RICKARD
CENTER FIELDER
6-1 ❖ 185 ❖ JUNIOR
BATS/THROWS: R/L
LAS VEGAS, NEV.

35

Season Game Highs

AB 6 New Mexico State (3/21)
R 3 3 Times: Last Louisville (6/3)
H 4 Utah Valley (2/21)
RBI 4 Missouri (6/1)
2B 3 Washington (4/20)
3B 1 Missouri (6/1) and Louisville (6/3)
HR 1 California (5/12)
BB 3 St. John's (6/9)
SB 2 Auburn (2/25)
CS 1 6 times: Last USC (5/20)
HBP 1 11 times: Last St. John's (6/9)
SAC 1 4 Times: Last St. John's (6/9)
SF 1 6 times: Last Missouri (6-1)
GDP 1 Oregon State (3/24) and Arizona State (5/26)
K 2 3 times: Last California (5-13)

- Pac-12 All-Conference Honorable Mention
- Started 56 of team's 60 games, missing the first four games of career in April.
- Arizona's leadoff hitter in all 56 games he played.
- Reaches base at a .450 clip when leading off an inning.
- Hitting .500 (10-for-20) with team-high 11 runs and nine RBI in postseason ... With five walks and one HBP, has a .593 on-base percentage in five postseason games.
- Ranks No. 4 in Pac-12 with 57 runs scored on the season.
- Has 77 base hits on the season, marking third straight season he has reached 75.
- Has 19 extra base hits this season, including first two triples of the year in the Tucson Regional.
- Leads all Pac-12 players with 18 stolen bases.
- Tied for No. 3 in Pac-12 with six sacrifice flies.
- Batting .386 (17-for-44) with 18 runs scored and 7-of-8 in stolen base tries in last 11 games.
- Has reached base in 12 straight games entering CWS.
- Has 23 multi-hit games on the season.
- Excellent range in outfield and has two outfield assists on season.

Rickard's Career Stats

Year	Avg	GP	GS	AB	R	H	2B	3B	HR	RBI	TB	SLG%	BB	HBP	SO	OB%	SB	ATT	A	E
2010	.307	58	57	244	47	75	8	4	8	51	115	.471	16	10	38	.374	13	21	4	6
2011	.347	60	60	248	49	86	11	1	4	37	111	.448	22	8	32	.410	16	24	5	2
2012	.326	56	56	236	57	77	16	2	1	31	100	.424	24	11	29	.404	18	24	2	3
TOTAL	.327	174	173	728	153	238	35	7	13	119	326	.448	62	29	99	.396	47	69	11	11



JOHNNY FIELD
LEFT FIELDER
5-10 ❖ 194 ❖ SOPHOMORE
BATS/THROWS: R/R
LAS VEGAS, NEV.

1

Season Game Highs

AB 6 East Tennessee State (4/27) and Louisville (6/2 and 6/3)
R 4 Utah (4/5) and Louisville (6/3)
H 5 East Tennessee State (4/27)
RBI 7 Louisville (6/3)
2B 2 4 times: Last East Tennessee State (4/29)
3B 1 7 times: Last Louisville (6/3)
HR 1 3 Times: Last Louisville (6/3 -- grand slam)
BB 4 Utah Valley (2/21)
SB 2 North Dakota State (2-19); Utah (4/6)
CS 1 8 times: Last St. John's (6/8)
HBP 2 Washington (4-21); Washington (4/22)
SAC 1 8 times: Last St. John's (6/9)
SF 1 Eastern Michigan (3/10) and St. John's (6/9)
GDP 1 3 times: Last ASU (5/16)
K 2 3 times: Last California (5/11)

- Pac-12 All-Conference
- Tucson Regional Most Outstanding Player
- Will play for USA Baseball Collegiate National Team this summer
- Two-time Pac-12 Player of the Week (5/14 and 5/28)
- Named Pac-12 All-Academic (second team).
- Won the Pac-12 regular season batting crown ... Current .383 batting average ranks No. 29 nationally.
- Top on-base percentage in the Pac-12 ... His .490 clip ranks No. 7 in the nation.
- Leads all Pac-12 players with 67 runs scored -- No. 10 in the nation. His 1.12 runs scored per game is 11th-highest figure nationally.
- Tied for team and Pac-12 lead with 90 base hits.
- Batting .417 (10-for-24) with eight runs scored and team-high 12 RBI in the postseason. Slugging .792 with two doubles, two triples and a home run in five games.
- Disciplined hitter. Leads Pac-12 with 40 walks and has struck out just 25 times on the season.
- Not known for a great arm, his accuracy has led to a team-best nine outfield assists on the season.
- Has reached base in 24-consecutive games and carries an 11-game hitting streak into Omaha.

Field's Career Stats

Year	Avg	GP	GS	AB	R	H	2B	3B	HR	RBI	TB	SLG%	BB	HBP	SO	OB%	SB	ATT	A	E
2011	.297	52	46	175	35	52	15	5	3	32	86	.491	17	5	22	.368	4	6	2	3
2012	.383	60	60	235	67	90	17	7	3	43	130	.553	40	11	25	.490	11	19	9	2
TOTAL	.346	112	106	410	102	142	32	12	6	75	216	.527	57	16	47	.440	15	25	11	5

Arizona Hitter's Profiles (by usual batting order)



ALEX MEJIA

SHORTSTOP

6-1 ❖ 200 ❖ JUNIOR

BATS/THROWS: R/R

SYLMAR, CALIF.

13



Season Game Highs

AB 7 East Tennessee State (4/27)
 R 4 Eastern Michigan (3/10) and Louisville (6/2)
 H 5 Louisville (6/2)
 RBI 4 Auburn (2/24); East Tennessee State (4/27)
 2B 2 Louisville (6/2)
 3B 2 East Tennessee State (4/27)
 HR 1 3 times: Last Oregon State (3/25)
 BB 1 12 times: Last St. John's (6/9)
 SB 2 Louisville (6/2)
 CS 1 6 times: Last California (5/12)
 HBP 2 Eastern Michigan (3/11)
 SAC 1 12 times: Last Louisville (6/3)
 SF 1 8 times: Last Missouri (6/1)
 GDP 1 Washington State (3/16); Oregon State (3/24)
 K 2 Oregon (5/4) and Louisville (6/3)

- Pac-12 Player of the Year
- Pac-12 Defensive Player of the Year
- Louisville Slugger First Team All-American
- Natural leader on and off the field ... Extension of coaching staff on the field.
- One of three players tied with 90 hits for the team and Pac-12 lead.
- Started all 60 games at shortstop in 2012 ... Has started all 177 games he has played at Arizona at shortstop (missed only one game in 2010).
- Ranks No. 4 in Pac-12 and No. 81 nationally with .361 batting average.
- Has hit No. 3 in batting order for much of the season, yet leads club with 15 sacrifice bunts ... Also tied for team and Pac-12 lead with eight sacrifice flies.
- Ranks No. 8 in Pac-12 with career-high 52 RBI and is tied for No. 8 with 52 runs scored.
- Career-high six triples ranks No. 4 in Pac-12.
- Has three home runs on the season – his first since freshman season in 2010.
- Helped club turn 10 doubles plays over first five postseason games.
- Batting .409 with five runs scored and six RBI in five postseason games to date.
- Ranks No. 2 in Pac-12 with 191 assists.
- Committed just one error over last 25 games.
- Hitting .376 with runners in scoring position and has team-best 18 two-out RBI.
- Tied for team lead with 28 multi-hit games.

Mejia's Career Stats

Year	Avg	GP	GS	AB	R	H	2B	3B	HR	RBI	TB	SLG%	BB	HBP	SO	OB%	SB	ATT	A	E
2010	.319	57	57	207	32	66	13	0	1	36	82	.396	13	2	26	.360	5	10	188	17
2011	.335	60	60	230	40	77	12	4	0	42	97	.422	4	3	23	.350	7	13	198	17
2012	.361	60	60	249	52	90	12	6	3	52	123	.494	13	6	22	.395	6	12	191	13
TOTAL	.340	177	177	686	124	233	37	10	4	130	302	.440	30	11	71	.370	18	35	577	47



ROBERT REFSNYDER

RIGHT FIELDER

6-0 ❖ 199 ❖ JUNIOR

BATS/THROWS: R/R

LAGUNA HILLS, CALIF.

Season Game Highs


AB 6 Washington (4/22) and Louisville (6/3)
 R 3 4 times: Last East Tennessee State (4/29)
 H 3 5 times: Last East Tennessee State (4/29)
 RBI 3 6 times: Last East Tennessee State (4/29)
 2B 2 North Dakota State (2/19); East Tennessee State (4/29)
 3B 1 4 times: Last California (5/11)
 HR 1 6 times: Last California (5/12)
 BB 3 St. John's (6/8)
 SB 3 North Dakota State (2/18)
 CS 1 4 times: Last Oregon (5/6)
 HBP 3 Eastern Michigan (3/11)
 SAC 1 UCLA (4/13); East Tennessee State (4/28)
 SF 1 4 times: Last Louisville (6/2)
 GDP 2 Harvard (3/3)
 K 2 Oregon State (3/24); Stanford (3/30)

- Pac-12 All-Conference
- Selected by the New York Yankees in the 5th round of the MLB Draft.
- Leads club and ranks No. 2 in the Pac-12 with 61 RBI.
- Leads team with 29 extra base hits, including team-high six home runs ... Slugging percentage of .544 ranks No. 9 in Pac-12.
- Ranks No. 6 in Pac-12 with .354 batting average.
- Has second-most walks on team (33) and is tied for team lead with 11 HBPs ... On-base percentage of .445 ranks second on team and No. 3 in Pac-12.
- His 19 doubles rank tied for No. 3 in the Pac-12.
- Ranks No. 4 in Pac-12 with 129 total bases on the year.
- Has stolen 12 bases (in 16 attempts), second-most on club.
- Five outfield assists.
- Batting .300 (6-for-20) with five runs scored and four RBI in postseason.
- Team's top hitter (.411) with runners in scoring position and has 14 two-out RBI.
- Has reached base via hit, walk or HBP in 34 consecutive games.
- Turned in 23 multi-hit games and 16 multi-RBI games this season.

Refsnyder's Career Stats

Year	Avg	GP	GS	AB	R	H	2B	3B	HR	RBI	TB	SLG%	BB	HBP	SO	OB%	SB	ATT	A	E
2010	.344	57	55	218	38	75	9	3	2	40	96	.440	14	9	31	.403	6	10	55	11
2011	.320	60	60	241	51	77	13	6	6	55	120	.498	16	6	31	.371	9	11	0	0
2012	.354	60	60	237	58	84	19	4	6	61	129	.544	31	11	21	.445	12	16	5	4
TOTAL	.339	177	175	696	147	236	41	13	14	156	345	.496	61	26	83	.407	27	37	60	15

Arizona Hitter's Profiles (by usual batting order)



SETH MEJIAS-BREAN

5

THIRD BASE

6-2 ❖ 210 ❖ JUNIOR

BATS/THROWS: R/R

TUCSON, ARIZ.



Season Game Highs

AB 6 3 Times: Last Louisville (6/2)
 R 4 East Tennessee State (4/29)
 H 4 Stanford (3/30) and Louisville (6/2)
 RBI 4 East Tennessee State (4/29)
 2B 2 3 times: Last Washington (4/21)
 3B 1 4 times: Last USC (5/20)
 HR 1 ASU (4/17)
 BB 2 3 times: Last Stanford (3/31)
 SB 1 10 times: Last Louisville (6/2)
 CS 1 3 times: Last Utah (4/5)
 HBP 1 3 times: Last Utah Valley (4/4)
 SAC 1 St. John's (6/8)
 SF 2 East Tennessee State (4/28)
 GDP 1 5 times: Last Oregon (5/4)
 K 3 USC (5/19)

- Pac-12 All-Conference
- Louisville Slugger Third Team All-American
- Pac-12 All-Academic (honorable mention)
- Drafted in the 8th round by the Cincinnati Reds
- Pac-12 Player of the Week (3/12)
- One of three players tied with 90 hits for the team and Pac-12 lead.
- Started all 60 games at third base.
- Current .366 batting average ranks No. 2 in Pac-12 and No. 64 nationally, while .496 slugging percentage is No. 11.
- Career-high 55 runs scored ranks tied for No. 6 in the Pac-12.
- Ranks No. 3 in Pac-12 with 57 RBI, shattering previous career high of 34.
- Tied for Pac-12 lead with 21 doubles, a total that ranks No. 21 nationally.
- Dating back to final month of 2011 season, is hitting .377 (115-305) with 65 runs scored and 69 RBI over course of 79 games played.
- Hits .344 with runners in scoring position and has 15 two-out RBI on the year.
- Batting .500 (12-for-24) with five runs scored and five RBI in five postseason games.
- Current 13-game hitting streak and has reached base in 14 games in a row entering Omaha.
- Committed just two errors over last 25 games.

Mejias-Brean's Career Stats

Year	Avg	GP	GS	AB	R	H	2B	3B	HR	RBI	TB	SLG%	BB	HBP	SO	OB%	SB	ATT	A	E
2010	.310	58	53	203	33	63	8	2	1	34	78	.384	17	1	40	.360	5	13	108	19
2011	.313	59	58	195	30	61	7	3	0	25	74	.379	14	5	29	.372	7	10	130	11
2012	.366	60	60	246	55	90	21	4	1	57	122	.496	20	3	22	.411	10	14	147	14
TOTAL	.332	177	171	644	118	214	36	9	2	116	274	.425	51	9	91	.383	22	37	385	44



BOBBY BROWN

37

DESIGNATED HITTER

6-3 ❖ 200 ❖ SENIOR

BATS/THROWS: L/R

SAN DIEGO, CALIF.



Season Game Highs

AB 5 12 times: Last St. John's (6/9)
 R 4 East Tennessee State (4/27)
 H 4 3 Times: Last Missouri (6/1)
 RBI 6 East Tennessee State (4/27)
 2B 2 New Mexico State (3/21)
 3B 2 East Tennessee State (4/27)
 HR 1 4 times: Last ASU (5/16)
 BB 3 Oregon (5/5)
 SB 2 East Tennessee State (4/29)
 CS 0
 HBP 0
 SAC 1 Stanford (4/1); Washington (4/21)
 SF 1 North Dakota State (2/18)
 GDP 0
 K 2 5 times: Last Louisville (6/3)

- Pac-12 All-Conference
- Started final 37 games at designated hitter ... First game in that stretch was a 5-4 victory at Oregon State (3/24) in which Brown hit go-ahead home run (first of career) in top of ninth inning ... Is hitting .392 (60-for-153) with 32 runs scored and 43 RBI over the 37 games ... Slugging .601 with 10 doubles, five triples and four homers in that span.
- Batting career-best .356 on the season, which ranks No. 5 in the Pac-12.
- His .555 slugging percentage checks in No. 6 in the Pac-12
- Ranks tied for No. 5 in the Pac-12 with 54 RBI on the season.
- Tied for the Pac-12 lead with seven triples, which ranks No. 18 nationally.
- A perfect 7-for-7 in stolen base tries on the season.
- Only Wildcat regular not to be hit by a pitch.
- Batting .440 (11-for-25) with seven runs and seven RBI in five postseason games.
- Graduated with a Bachelor of Arts Degree in History and minors in Sociology and Anthropology in May.
- Redshirted on Arizona's 2008 club that finished one win shy of the College World Series (Coral Gables Super Regional).
- Tucson Regional All-Tournament Team.
- Louisville Slugger National Player of the Week (4/30)
- Hits .387 with runners in scoring position and has 15 two-out RBI.

Brown's Career Stats

Year	Avg	GP	GS	AB	R	H	2B	3B	HR	RBI	TB	SLG%	BB	HBP	SO	OB%	SB	ATT	A	E
2009	.200	7	0	5	0	1	0	0	0	1	1	.200	1	0	1	.333	0	0	0	0
2010	.294	46	33	126	18	37	12	3	0	17	55	.437	14	1	25	.366	6	9	1	0
2011	.333	17	7	33	6	11	2	1	0	5	15	.455	2	0	8	.361	0	0	0	1
2012	.356	50	45	191	41	68	12	7	4	54	106	.555	14	0	31	.398	7	7	0	0
TOTAL	.330	120	85	355	65	117	26	11	4	77	177	.499	31	1	65	.382	13	16	1	1

Arizona Hitter Profiles (by usual batting order)



JOSEPH MAGGI

15

FIRST BASE

5-10 ❖ 175 ❖ FRESHMAN

BATS/THROWS: L/L

PHOENIX, ARIZ.



Season Game Highs

AB 6 East Tennessee State (4/29)
 R 3 East Tennessee State (4/29)
 H 4 East Tennessee State (4/29)
 RBI 2 3 times: Last USC (5/19)
 2B 1 4 times: Last St. John's (6/8)
 3B 1 USC (5/19)
 HR 0
 BB 1 9 times: St. John's (6/9)
 SB 1 3 Times: last Louisville (6-3)
 CS 1 Harvard (3/4); USC (5/20)
 HBP 1 5 times: Last East Tennessee State (4/27)
 SAC 2 Washington State (3/17)
 SF 0
 GDP 1 4 times: Last St. John's (6/8)
 K 3 Oregon State (3/23)

- A natural outfielder, has earned a starting spot at first base due to offensive skills.
- Has made 22 starts at first base over second half of the season ... Also started four games in left field and 14 at designated hitter earlier in the season.
- Improved defensively at first base and has just two errors on season with .988 fielding percentage.
- A .333 hitter on the season, but reaches base at a .401 clip.
- Has hit safely in 14 of last 18 games played.
- Has 17 runs scored and 18 RBI, including nine as two-out RBI.
- A .389 hitter with runners in scoring position.
- Hitting .357 (5-for-14) in five postseason games.

Maggi's Career Stats

Year	Avg	GP	GS	AB	R	H	2B	3B	HR	RBI	TB	SLG%	BB	HBP	SO	OB%	SB	ATT	A	E
2012	.333	44	40	132	17	44	4	1	0	18	50	.379	10	5	10	.401	3	5	5	2
TOTAL	.333	44	40	132	17	44	4	1	0	18	50	.379	10	5	10	.401	3	5	5	2



BRANDON DIXON

22

FIRST BASE

6-1 ❖ 211 ❖ SOPHOMORE

BATS/THROWS: R/R

MURRIETA, CALIF.



Season Game Highs

AB 5 3 times: Last East Tennessee State (4/27)
 R 3 Utah Valley (2/21); East Tennessee State (4/29)
 H 3 Auburn (2/24)
 RBI 3 Louisville (6/2)
 2B 2 Auburn (2/24)
 3B 0
 HR 1 Louisville (6/2)
 BB 1 11 times: Last California (5/13)
 SB 3 Utah Valley (2/21)
 CS 1 4 times: Washington (4/20)
 HBP 2 Washington (4/20)
 SAC 2 Eastern Michigan (3/11); California (5/11)
 SF 1 North Dakota State (2/19)
 GDP 0
 K 2 6 times: Last USC (5/18)

- Arizona's top defensive option at first base, has made 38 starts at the position ... Has played in 57 of team's 60 games, so is almost always playing defensively at end of games.
- Struggled offensively over middle portion of the season, but has come on down the stretch ... Hitting .500 (4-for-8) with six runs scored and three RBI in five postseason games played.
- Hit first career home run during Tucson Regional.
- Hitting .324 (12-for-37) with 13 runs and seven RBI over his last 19 games played.
- Of his 13 RBI on the season, eight have come with two outs.
- A good base runner with above average speed ... Has stolen eight bases.
- Committed only three errors and has a .994 fielding percentage.

Dixon's Career Stats

Year	Avg	GP	GS	AB	R	H	2B	3B	HR	RBI	TB	SLG%	BB	HBP	SO	OB%	SB	ATT	A	E
2011	.200	13	1	10	1	2	0	0	0	1	2	.200	2	0	6	.333	0	0	1	0
2012	.252	57	38	147	28	37	8	0	1	13	48	.327	12	7	31	.335	8	12	25	3
TOTAL	.248	70	39	157	29	39	8	0	1	14	50	.318	14	7	37	.335	8	12	26	3

Arizona Hitter Profiles (by usual batting order)



RILEY MOORE

CATCHER

6-3 ❖ 190 ❖ FRESHMAN

BATS/THROWS: S/R

SANTA BARBARA, CALIF.

Season Game Highs

AB 6 East Tennessee State (4/27)
R 4 Louisville (6/3)
H 4 Louisville (6/3)
RBI 4 East Tennessee State (4/27)
2B 1 8 times: Last Washington (4/22)
3B 1 Auburn (2/25); Utah (4/7)
HR 1 Oregon State (3/24)
BB 2 5 times: Last ASU (5/16)
SB 1 Harvard (3/2); ASU (5/16)
CS 1 3 times: Last California (5/11)
HBP 1 Missouri (6/1) and Louisville (6/2)
SAC 1 10 times: Last St. John's (6/9)
SF 2 East Tennessee State (4/29)
GDP 1 Stanford (4/1); California (5/11)
K 3 ASU (4/17)

- A natural left-handed hitter that has started 57 of team's 60 games behind the plate.
- Listed as a switch-hitter, though has been batting from left side even against left-handers over last several weeks.
- Solid freshman campaign at the plate ... A .292 hitter with 39 runs scored and 38 RBI.
- Has 13 total extra base hits, including 10 doubles, two triples and a homer.
- Home run came in top of ninth inning in 5-4 win at Oregon State (3/24) and proved to be game-winner.
- Despite a team-high 48 strikeouts, has drawn 30 walks which ranks No. 3 on club.
- Continues to improve defensively, though statistics will show 13 errors and 23 passed balls.
- Has 16 multi-hit games on the season.
- Batting .357 with runners in scoring position and has 15 two-out RBI this year.
- Hitting .368 (7-for-19) with seven runs scored and four RBI in five postseason games ... Reaching base at a .458 clip in those games.

Moore's Career Stats

Year	Avg	GP	GS	AB	R	H	2B	3B	HR	RBI	TB	SLG%	BB	HBP	SO	OB%	SB	ATT	A	E
2012	.292	59	57	202	39	59	10	2	1	38	76	.376	30	2	48	.376	2	5	61	13
TOTAL	.292	59	57	202	39	59	10	2	1	38	76	.376	30	2	48	.376	2	5	61	13



TRENT GILBERT

SECOND BASE

6-1 ❖ 180 ❖ FRESHMAN

BATS/THROWS: L/R

TORRANCE, CALIF.

4



Season Game Highs

AB 6 Utah Valley (2/21)
R 4 Eastern Michigan (3/10)
H 3 3 Times: Last Missouri (6/1)
RBI 3 Harvard (3/2)
2B 1 7 times: Last Missouri (6/1)
3B 1 Harvard (3/4) and St. John's (6/8)
HR 0
BB 3 California (5/11) and St. John's (6/9)
SB 1 California (5/13)
CS 1 Eastern Michigan (3/9)
HBP 2 New Mexico State (3/21)
SAC 2 Louisville (6/3)
SF 1 4 times: Last Utah (4/5)
GDP 1 3 times: Last Oregon (5/6)
K 2 4 times: Last USC (5/18)

- Started and played in 59 of team's 60 games at second base.
- A left-handed bat that has batted ninth in the order over last nine games ... Hitting .344 (11-for-32) with seven runs and six RBI in those games.
- One of eight Wildcats with at least 30 runs scored (33) and 30 RBI (37).
- Delivered walk-off single in bottom of ninth inning to defeat St. John's in first game of Tucson Super Regional ... Earlier delivered a two-out RBI triple as part of three-run sixth inning that helped erase 5-0 deficit.
- Batting .280 on the season with 61 base hits, including seven doubles and two triples.
- Has 14 errors at second base, but also adept at turning double play. Helped Wildcats turn 10 GDPs during five postseason games to date.
- Batting .438 (7-for-16) with six runs and four RBI in the postseason.
- Ranks second on the team with 16 two-out RBI.
- Has a hit in 42 of the 59 games he has played.

Gilbert's Career Stats

Year	Avg	GP	GS	AB	R	H	2B	3B	HR	RBI	TB	SLG%	BB	HBP	SO	OB%	SB	ATT	A	E
2012	.292	59	57	202	39	59	10	2	1	38	76	.376	30	2	48	.376	2	5	61	13
TOTAL	.292	59	57	202	39	59	10	2	1	38	76	.376	30	2	48	.376	2	5	61	13

Arizona Starting Pitcher Profiles



KURT HEYER

RHP

6-2 ❖ 211 ❖ JUNIOR

BATS/THROWS: R/R

HUNTINGTON BEACH, CALIF.

26



Season Game Highs

IP9.1.....St. John's (6/8)
H17.....St. John's (6/8)
R7.....Stanford (3/30)
ER.....6.....East Tennessee State (4/27) and St. John's (6/8)
BB3.....Arizona State (5/25)
SO14.....Harvard (3/2)
2B2.....4 times: Last Arizona State (5/25)
3B1.....4 times: Last Missouri (6/1)
HR1.....Harvard (3-2); Utah (4/5)
WP1.....Utah (4/5); Oregon (5/4)
BK1.....UCLA (4/13)
HBP2.....Oregon State (3/23); Oregon (5/4)

- Louisville Slugger Second Team All-American.
- Pac-12 All-Conference (third time in career).
- Three-time Pac-12 Pitcher of the Week in 2012 (3/7, 5/14, 5/28).
- Arizona's Friday night workhorse since he began his collegiate career in 2010.
- Leads the nation in innings pitched (138.0).
- Tied for the national lead with 12 victories ... One win shy of tying for No. 8 on UA single season charts.
- Ranks No. 2 in the Pac-12 with 102 strikeouts.
- Has thrown seven complete games in 2012 (10 career), the most a UA pitcher has thrown in a single season since Lance Dickson also had seven in 1990.
- Has pitched into the eighth inning in each of his last 11 starts and in 13 of 17 on the season.
- Has pitched into sixth inning in all 17 starts in 2012.
- Finished regular season with lowest ERA (2.03) among Pac-12 starters.
- Has just 22 walks in 138.0 innings pitched this season ... That 1.43 BB/9 IP ratio would rank No. 2 in single season history at Arizona.
- Turned in a 1.96 ERA with three complete games in five road starts this year.
- Surrendered career-high 17 base hits against St. John's in Super Regional, but only one went for extra bases and he pitched 9.1 innings in no decision effort ... Has allowed just five extra base hits in last six starts (44.1 IP).
- Tied for No. 10 in school history with 27 pitching victories.
- Tied with Joe Magrane with 53 career starts as fourth-most in program history.
- Ranks No. 3 in school history with 378.1 career innings pitched.
- Ranks No. 4 in school history with 345 career strikeouts.
- With just 77 walks in 369.0 innings pitched, has a career 1.83 BB/9IP.

Heyer's Career Stats

Year	ERA	W	L	App	GS	CG	SHO	CBO	SV	IP	H	R	ER	BB	SO	2B	3B	HR	B/Avg	WP	HBP
2010	3.26	7	4	17	16	1	0	1	0	102.0	97	42	37	29	109	18	2	8	.255	2	7
2011	2.41	8	5	20	20	2	2	2	0	138.1	122	41	37	26	134	14	7	5	.246	1	8
2012	2.28	12	2	17	17	7	1	0	0	138.0	136	50	35	22	102	15	4	2	.257	2	11
TOTAL	2.59	27	11	54	53	10	3	3	0	378.1	355	133	109	77	345	47	13	15	.252	5	26



KONNER WADE

RHP

6-3 ❖ 182 ❖ SOPHOMORE

BATS/THROWS: L/R

SCOTTSDALE, ARIZ.

Season Game Highs

IP9.0.....4 times: Last St. John's (6/9)
H10.....UCLA (4/14) and Louisville (6/2)
R8.....USC (5/19)
ER.....8.....USC (5/19)
BB5.....Harvard (3/3)
SO13.....North Dakota State (2/18)
2B3.....Oregon State (3/24); East Tennessee State (4/28)
3B2.....Eastern Michigan (3/10); Oregon (5/5)
HR1.....4 times: Last California (5/12)
WP1.....New Mexico State (3/21)
BK2.....North Dakota State (2/18)
HBP3.....Washington State (3/17); USC (5/19)

- Has thrown four complete games on the season, including in Tucson Super Regional championship game against St. John's to clinch bid to College World Series.
- Ranks No. 4 among Pac-12 pitchers with 118.1 innings pitched.
- Ranks No. 3 in Pac-12 with 98 strikeouts on season.
- Has a 9-3 record in 2012 and a career 12-3 mark.
- Effectively wild at times, has hit a school record 24 batters this season.
- Issued a team-high 36 walks, but has just four over last four starts (1.42 BB/9IP).
- Held opponents to a .246 batting average, lowest among UA starters.
- Much better on the road than at home this season and in his career ... In 2012, has a 2-1 record, a 3.98 ERA and two complete games in five starts ... In his career, has a 3-1 record and a 3.36 ERA in eight career starts away from home (22 ER in 59.0 IP).

Wade's Career Stats

Year	ERA	W	L	App	GS	CG	SHO	CBO	SV	IP	H	R	ER	BB	SO	2B	3B	HR	B/Avg	WP	HBP
2011	3.21	3	0	17	8	0	0	1	0	61.2	56	23	22	19	28	10	1	3	.251	4	5
2012	4.49	9	3	19	17	4	0	0	0	118.1	110	71	59	36	98	18	5	4	.246	1	24
TOTAL	4.05	12	3	36	25	4	0	1	0	180.0	166	94	81	55	126	28	6	7	.247	5	29

Arizona Starting Pitcher Profiles



JAMES FARRIS

RHP

6-2 ❖ 213 ❖ SOPHOMORE

BATS/THROWS: R/R

GILBERT, ARIZ.

36



Season Game Highs

IP9.0.....3 Times: last Louisville (6-3)
 H 12 Louisville (6-3)
 R 7 Utah (4-7)
 ER.....53 times: Last East Tennessee State (4-29)
 BB 3 California (5-13)
 SO 7 Washington (4-22) and Louisville (6-3)
 2B 3 East Tennessee State (4-29)
 3B 3 Eastern Michigan (4-11)
 HR 1 Oregon State (3-25); USC (5-20)
 WP 1 UCLA (4-15)
 BK 1 3 times: Last California (5-13)
 HBP 2 Arizona State (5-27)

- A very solid No. 3 starter all season.
- Tossed three complete games, including in Tucson Regional championship game victory over Louisville . . . Also had complete game victory against then-No. 2 Stanford (4/1) and in first career start against North Dakota State (2/19).
- Registered 69 strikeouts against only 18 walks in 99.0 innings pitched.
- Allows just 1.64 walks per nine innings pitched, No. 76 in the nation.
- Held hitters below his season average (.274) at a .257 clip during 10 Pac-12 starts.
- Would be tied with fellow starters Konner Wade and Kurt Heyer for most games started among Pac-12 pitchers, but was not needed during Super Regional round.
- Has allowed only six extra base hits over his last five starts (30.2 innings pitched).
- Matched career-high with seven strikeouts in first career postseason start against Louisville.

Farris' Career Stats

Year	ERA	W	L	App	GS	CG	SHO	CBO	SV	IP	H	R	ER	BB	SO	2B	3B	HR	B/Avg	WP	HBP
2011	36.00	0	0	2	0	0	0	0	0	1.0	4	4	4	3	1	0	0	0	.571	1	0
2012	4.18	7	3	16	16	3	1	0	0	99.0	106	52	46	18	69	20	10	2	.274	1	8
TOTAL	4.50	7	3	18	16	3	1	0	0	100.0	110	56	50	21	70	20	10	2	.279	2	8

Arizona Bullpen Profiles



AUGEY BILL

LHP

6-9 ❖ 222 ❖ JUNIOR

BATS/THROWS: L/L

DANVILLE, CALIF.

33



Season Game Highs

IP2.0.....East Tennessee State (4-29)
 H 1 UCLA (4-14), ASU (5/26)
 R 0
 ER.....0
 BB 1 East Tennessee State (4-29)
 SO 2 Arizona State (4-17); East Tennessee State (4-29)
 2B 1 UCLA (4-14)
 3B 0
 HR.....0
 WP 0
 BK 0
 HBP 2 Arizona State (5-26)

A left-handed arm that has emerged in second-half of season . . . No postseason appearances . . . Has yet to allow a run in 6.2 innings over five appearances . . . Has an impressive seven strikeouts against one walk . . . Allowed just two base hits . . . Has thrown at least one inning in all five outings . . . Surely a situational matchup guy out of the pen heading into the College World Series.

Bill's Career Stats

Year	ERA	W	L	App	GS	CG	SHO	CBO	SV	IP	H	R	ER	BB	SO	2B	3B	HR	B/Avg	WP	HBP
2010	4.40	1	1	17	1	0	0	0	1	14.1	12	10	7	7	14	1	0	0	.218	4	5
2012	0.00	0	0	5	0	0	0	0	0	6.2	2	0	0	1	7	1	0	0	.095	0	2
TOTAL	3.00	1	1	22	1	0	0	0	1	21.0	14	10	7	8	21	2	0	0	.184	4	7

Arizona Bullpen Profiles



TYLER CRAWFORD

29

LHP

6-1 ❖ 185 ❖ FRESHMAN

BATS/THROWS: R/L

GLENDAL, ARIZ.



Has shown uncanny poise in both starting and relief appearances over final two months of season ... Earned crack at extended time with a solid mid-week starts at Utah Valley and Arizona State ... As emerged as top left-handed arm out of bullpen ... Can be utilized for long relief situations, with five appearances of 4.0 innings or more ... Pitched one scoreless inning with two strikeouts against Louisville in Tucson Regional.

Season Game Highs

IP5.2..... Utah Valley (4-4)
H8..... Arizona State (4-17)
R4..... Arizona State (4-17)
ER3..... Arizona State (4-17)
BB2..... Utah Valley (4-4); Oregon (5-5)
SO4..... Arizona State (4-17)
2B1..... Three times: Last Arizona State (5-26)
3B1..... Eastern Michigan (3-11)
HR1..... 4 times: Last Arizona State (5-26)
WP1..... Louisville (6-2)
BK0.....
HBP3..... Arizona State (5-26)

Crawford's Career Stats

Year	ERA	W	L	App	GS	CG	SHO	CBO	SV	IP	H	R	ER	BB	SO	2B	3B	HR	B/Avg	WP	HBP
2012	3.09	1	1	13	2	0	0	0	2	35.0	33	13	12	7	16	3	1	4	.250	1	3
TOTAL	3.09	1	1	13	2	0	0	0	2	35.0	33	13	12	7	16	3	1	4	.250	1	3



TYLER HALE

10

RHP

5-10 ❖ 170 ❖ JUNIOR

BATS/THROWS: R/R

ABILENE, TEXAS



A hard-throwing right-hander despite his size ... Has starting experience throughout his career, including two mid-week starts this year, so can be used as a long reliever or situational guy late in games ... Key is control ... Has 23 strikeouts in 20.0 innings pitched, but also has walked 16 ... Been solid down the stretch with a 3.38 ERA and a .125 opposing average in last seven appearances (8.0 innings) ... Only allowed one walk and one hit in last 3.2 innings entering postseason ... No postseason appearances yet in 2012.

Season Game Highs

IP5.0..... New Mexico State (3-20)
H7..... Utah Valley (2-21)
R4..... Utah Valley (2-21)
ER4..... Utah Valley (2-21)
BB4..... California (5-13)
SO7..... New Mexico State (3-20)
2B2..... Utah Valley (2-21); New Mexico State (3-20)
3B0.....
HR0.....
WP2..... Utah Valley (2-21); New Mexico State (3-20)
BK1..... Utah Valley (4-4)
HBP1..... ASU (4-17)

Hale's Career Stats

Year	ERA	W	L	App	GS	CG	SHO	CBO	SV	IP	H	R	ER	BB	SO	2B	3B	HR	B/Avg	WP	HBP
2010	5.71	1	1	25	1	0	0	1	1	41.0	38	28	26	31	41	8	2	2	.238	6	5
2011	5.01	3	4	14	11	0	0	0	0	55.2	63	34	31	33	42	10	1	3	.297	8	3
2012	4.05	2	0	12	2	0	0	0	0	20.0	19	10	9	16	23	6	0	0	.260	6	1
TOTAL	5.09	6	5	51	14	0	0	1	1	116.2	120	72	66	80	106	24	3	5	.270	20	9



VINCENT LITTLEMAN

14

LHP

5-11 ❖ 180 ❖ JUNIOR

BATS/THROWS: L/L

LECHEE, ARIZ.



A crafty left-hander ... Hasn't pitched over last month or so of season, but a veteran arm that has experience as a starter, long reliever and situation matchup out of bullpen ... Can serve a variety of roles in a pinch ... Likely to be counted on in situational role in postseason ... Has a strikeout in each of last seven appearances.

Season Game Highs

IP6.1..... UC Davis (3-7)
H9..... UCLA (4-14)
R9..... UCLA (4-14)
ER6..... UCLA (4-14)
BB3..... Washington State (3-16); New Mexico State (3-21)
SO3..... 3 times: Last UCLA (4-14)
2B1..... 3 times: Last New Mexico State (4-20)
3B3..... UCLA (4-14)
HR0.....
WP1..... 4 times: Last Utah Valley (4-4)
BK0.....
HBP2..... UCLA (4-14)

Littleman's Career Stats

Year	ERA	W	L	App	GS	CG	SHO	CBO	SV	IP	H	R	ER	BB	SO	2B	3B	HR	B/Avg	WP	HBP
2010	5.71	1	1	25	1	0	0	1	1	41.0	38	28	26	31	41	8	2	2	.238	6	5
2011	5.01	3	4	14	11	0	0	0	0	55.2	63	34	31	33	42	10	1	3	.297	8	3
2012	4.05	2	0	12	2	0	0	0	0	20.0	19	10	9	16	23	6	0	0	.260	6	1
TOTAL	5.09	6	5	51	14	0	0	1	1	116.2	120	72	66	80	106	24	3	5	.270	20	9

Arizona Bullpen Profiles


LUCAS LONG
23
RHP
6-1 ❖ 185 ❖ FRESHMAN
BATS/THROWS: R/R
MINNEAPOLIS, MINN.


A talented young pitcher that emerged as mid-week starter early in season before settling into the bullpen ... Only two appearances since early season play ... Has ability to serve in long relief role or as a right-handed situational arm in bullpen.

Season Game Highs

IP6.2..... UC Davis (3-6)
 H 7 Rice (3-13)
 R 5 Rice (3-13); New Mexico State (3-21)
 ER 5 Rice (3-13); New Mexico State (3-21)
 BB 4 Rice (3-13)
 SO 7 UC Davis (3-6)
 2B 3 Rice (3-13)
 3B 1 Washington State (3-17); New Mexico State (3-21)
 HR 1 Auburn (2-25); Rice (3-13)
 WP 1 3 times: Last New Mexico State (3-21)
 BK 0
 HBP 1 3 times: Last Utah Valley (4-4)

Long's Career Stats

Year	ERA	W	L	App	GS	CG	SHO	CBO	SV	IP	H	R	ER	BB	SO	2B	3B	HR	B/Avg	WP	HBP
2012	7.20	2	2	9	3	0	0	1	0	25.0	34	21	20	10	18	7	2	2	.321	3	3
TOTAL	7.20	2	2	9	3	0	0	1	0	25.0	34	21	20	10	18	7	2	2	.321	3	3


STEPHEN MANTHEI
31
RHP
6-1 ❖ 210 ❖ JUNIOR
BATS/THROWS: R/R
LAS VEGAS, NEV.


Has done a little bit of everything out of the Wildcat bullpen this season, with team-high 35.2 innings out of the bullpen ... Began as primary right-hander relief arm, before settling into set-up role much of the season ... Has worked into a bit of a closer role as one of top back-end arms late in the season ... Has a 6-4 record with a couple tough-luck decisions included ... Tied for second on club with two saves ... Ability to throw extending innings out of bullpen when rested ... Certainly a primary arm heading into College World Series ... Has not appeared yet in postseason play.

Season Game Highs

IP4.1..... Washington (4-22)
 H 6 Washington (4-22)
 R 3 ASU (4-17)
 ER 3 ASU (4-17)
 BB 3 New Mexico State (3-20); Washington (4-22)
 SO 4 Washington (4-22)
 2B 2 Washington (4-22)
 3B 0
 HR 1 Washington State (3-17)
 WP 1 4 times: Last Arizona State (5-27)
 BK 0
 HBP 2 Auburn (2-25); Utah (4-7)

Manthei's Career Stats

Year	ERA	W	L	App	GS	CG	SHO	CBO	SV	IP	H	R	ER	BB	SO	2B	3B	HR	B/Avg	WP	HBP
2010	4.54	2	2	29	1	0	0	0	0	37.2	33	26	19	18	36	2	0	2	.244	8	6
2012	4.29	6	4	23	0	0	0	1	2	35.2	32	22	17	16	25	7	0	1	.241	4	6
TOTAL	4.42	8	6	52	1	0	0	1	2	73.1	65	48	36	34	61	9	0	3	.243	12	12


MATHEW TROUPE
44
RHP
6-2 ❖ 189 ❖ FRESHMAN
BATS/THROWS: R/R
NORTHRIDGE, CALIF.


Emerged as team's closer in first half of season ... Earned some key saves in hostile environments at Rice and Oregon State early in the season ... Has ability to rack up strikeouts ... Struggled through month of April, but has settled in and regained confidence ... First and only start of season at Arizona State in May got him back on track, redeeming himself for first career loss to Sun Devils a month earlier ... Leads all Wildcat relievers with 39 strikeouts in 32.1 innings ... Tossed two-thirds of an inning an earned win in relief in Game 1 of Tucson Super Regional against St. John's.

Season Game Highs

IP5.0..... ASU (5-16)
 H 4 Auburn (2-24)
 R 4 ASU (4-17)
 ER 4 ASU (4-17)
 BB 3 Rice (3-14); ASU (5-16)
 SO 6 ASU (5-16)
 2B 2 Eastern Michigan (3-11)
 3B 1 Utah Valley (2-21); ASU (5-16)
 HR 1 Oregon (5-4)
 WP 1 4 times: Last UCLA (4-15)
 BK 0
 HBP 1 4 times: Last USC (5-20)

Troupe's Career Stats

Year	ERA	W	L	App	GS	CG	SHO	CBO	SV	IP	H	R	ER	BB	SO	2B	3B	HR	B/Avg	WP	HBP
2012	3.90	4	1	22	1	0	0	0	6	32.1	36	16	14	17	39	9	2	1	.281	4	4
TOTAL	3.90	4	1	22	1	0	0	0	6	32.1	36	16	14	17	39	9	2	1	.281	4	4

Individual Game-by-Game Stats (Alphabetical)

#29 Berger, Jordan - 6 games (All games)

Date	Opponent	Pos	AB	R	H	RBI	2B	3B	HR	BB	SB	CS	HBP	SAC	SF	GDP	K	PO	A	E	Avg
Feb 25	AUBURN-2	*c	4	1	2	0	0	0	0	0	0	0	0	0	0	0	0	0	1	1	.500
Mar 14	at Rice	ph	1	0	0	0	0	0	0	0	0	0	0	0	0	0	1	0	0	0	.400
Apr 4	at Utah Valley	*c	2	1	0	0	0	0	0	1	0	0	0	0	0	0	0	3	0	1	.286
Apr 22	at Washington	ph	1	0	0	0	0	0	0	0	0	0	0	0	0	0	0	0	0	0	.250
Apr 27	EAST TENNESSEE ST	ph	0	0	0	1	0	0	0	0	0	0	0	0	1	0	0	0	0	0	.250
Apr 29	EAST TENNESSEE ST	ph/c	2	0	0	0	0	0	0	0	0	0	0	0	0	0	0	2	0	0	.200
Totals		2gs	10	2	2	1	0	0	0	1	0	0	0	0	1	0	1	5	1	2	.200

On base pct. .250 • Slugging pct. .200

#33 Bill, Augey - 5 appearances (All games)

Date	Opponent	GS	IP	H	R	ER	BB	SO	2B	3B	HR	WP	BK	HBP	IBB	Score	W-L	Sv	ERA
Apr 14	UCLA		1.1	1	0	0	0	1	1	0	0	0	0	0	0	3-15	0-0	0	0.00
Apr 17	at Arizona State		1.1	0	0	0	0	2	0	0	0	0	0	0	0	8-12	0-0	0	0.00
Apr 29	EAST TENNESSEE ST		2.0	0	0	0	1	2	0	0	0	0	0	0	0	21-6	0-0	0	0.00
May 18	at USC		1.0	0	0	0	0	1	0	0	0	0	0	0	0	11-1	0-0	0	0.00
May 26	ARIZONA STATE		1.0	1	0	0	0	1	0	0	0	0	0	2	0	7-9	0-0	0	0.00
Totals		0	6.2	2	0	0	1	7	1	0	0	0	0	2	0	50-43	0-0	0	0.00

#37 Brown, Bobby - 50 games (All games)

Date	Opponent	Pos	AB	R	H	RBI	2B	3B	HR	BB	SB	CS	HBP	SAC	SF	GDP	K	PO	A	E	Avg
Feb 17	NORTH DAKOTA STA	*dh	3	0	0	0	0	0	0	0	0	0	0	0	0	0	0	0	0	0	.000
Feb 18	NORTH DAKOTA STA	*dh	4	0	0	0	0	0	0	0	0	0	0	0	0	0	0	0	0	0	.000
Feb 19	NORTH DAKOTA STA	*dh	4	0	0	1	0	0	0	0	0	0	0	0	1	0	2	0	0	0	.000
Feb 21	UTAH VALLEY	*dh	3	2	0	0	0	0	2	0	0	0	0	0	0	0	1	0	0	0	.000
Feb 24	AUBURN	*dh	4	1	1	2	0	0	0	0	0	0	0	0	0	0	1	0	0	0	.056
Feb 25	AUBURN-1	*dh	3	1	1	0	0	0	0	0	0	0	0	0	0	0	0	0	0	0	.095
Feb 25	AUBURN-2	ph/dh	2	1	1	2	0	1	0	0	0	0	0	0	0	0	0	0	0	0	.130
Mar 2	HARVARD	*dh	4	0	1	0	0	0	0	0	1	0	0	0	0	0	1	0	0	0	.148
Mar 7	UC DAVIS	ph/of	1	0	0	1	0	0	0	0	0	0	0	0	0	0	0	0	0	0	.143
Mar 11	EASTERN MICHIGAN	*dh	5	3	2	2	0	1	0	0	1	0	0	0	0	0	0	0	0	0	.182
Mar 13	at Rice	ph	1	0	0	0	0	0	0	0	0	0	0	0	0	0	1	0	0	0	.176
Mar 21	NEW MEXICO STATE	ph/of	3	1	2	3	2	0	0	0	0	0	0	0	0	0	0	1	0	0	.216
Mar 23	at Oregon State	ph/of	1	0	0	0	0	0	0	0	0	0	0	0	0	0	1	0	0	0	.211
Mar 24	at Oregon State	*dh	4	1	2	2	1	0	1	0	0	0	0	0	0	0	1	0	0	0	.238
Mar 25	at Oregon State	*dh	4	0	1	1	0	0	0	0	0	0	0	0	0	0	1	0	0	0	.239
Mar 30	STANFORD	*dh	5	1	3	3	0	1	0	0	0	0	0	0	0	0	1	0	0	0	.275
Mar 31	STANFORD	*dh	4	1	1	0	1	0	0	0	0	0	0	0	0	0	0	0	0	0	.273
Apr 1	STANFORD	*dh	3	0	1	0	0	0	0	0	0	0	0	1	0	0	0	0	0	0	.276
Apr 4	at Utah Valley	*dh	4	0	2	0	0	0	0	0	0	0	0	0	0	0	0	0	0	0	.290
Apr 5	at Utah	*dh	5	1	2	3	0	1	0	0	0	0	0	0	0	0	1	0	0	0	.299
Apr 6	at Utah	*dh	4	2	2	2	0	0	0	0	1	0	0	0	0	0	0	0	0	0	.310
Apr 7	at Utah	*dh	3	2	1	2	0	0	0	2	0	0	0	0	0	0	0	0	0	0	.311
Apr 13	UCLA	*dh	4	0	1	1	0	0	0	0	0	0	0	0	0	0	0	0	0	0	.308
Apr 14	UCLA	*dh	4	1	2	0	1	0	0	0	0	0	0	0	0	0	1	0	0	0	.317
Apr 15	UCLA	*dh	4	0	0	0	0	0	0	0	0	0	0	0	0	0	2	0	0	0	.302
Apr 17	at Arizona State	*dh	5	0	1	0	0	0	0	0	0	0	0	0	0	0	2	0	0	0	.297
Apr 20	at Washington	*dh	5	1	1	1	1	0	0	0	0	0	0	0	0	0	1	0	0	0	.292
Apr 21	at Washington	*dh	3	0	1	0	1	0	0	0	0	0	0	1	0	0	1	0	0	0	.293
Apr 22	at Washington	*dh	5	1	2	0	0	0	0	1	0	0	0	0	0	0	0	0	0	0	.298
Apr 27	EAST TENNESSEE ST	*dh	4	4	4	6	1	2	0	1	1	0	0	0	0	0	0	0	0	0	.324
Apr 28	EAST TENNESSEE ST	*dh	4	1	1	1	0	0	1	0	0	0	0	0	0	0	1	0	0	0	.321
Apr 29	EAST TENNESSEE ST	*dh	4	1	4	2	0	0	0	0	2	0	0	0	0	0	0	0	0	0	.345
May 4	OREGON	*dh	4	1	2	0	1	0	0	0	0	0	0	0	0	0	0	0	0	0	.350
May 5	OREGON	*dh	2	2	0	0	0	0	0	3	0	0	0	0	0	0	0	0	0	0	.344
May 6	OREGON	*dh	3	1	1	1	0	0	1	0	0	0	0	0	0	0	0	0	0	0	.344
May 11	at California	*dh	4	0	2	0	0	0	0	0	0	0	0	0	0	0	0	0	0	0	.349
May 12	at California	*dh	4	0	2	2	0	0	0	0	0	0	0	0	0	0	1	0	0	0	.353
May 13	at California	*dh	5	0	1	1	0	0	0	0	0	0	0	0	0	0	1	0	0	0	.348
May 16	at Arizona State	*dh	4	2	2	3	0	0	1	1	0	0	0	0	0	0	1	0	0	0	.352
May 18	at USC	*dh	4	1	1	2	0	1	0	1	1	0	0	0	0	0	0	0	0	0	.349
May 19	at USC	*dh	4	1	2	0	0	0	0	1	0	0	0	0	0	0	0	0	0	0	.353
May 20	at USC	*dh	3	0	1	2	0	0	0	1	0	0	0	0	0	0	1	0	0	0	.353
May 25	ARIZONA STATE	*dh	3	0	1	0	0	0	0	0	0	0	0	0	0	0	1	0	0	0	.353
May 26	ARIZONA STATE	*dh	5	0	0	0	0	0	0	0	0	0	0	0	0	0	2	0	0	0	.342
May 27	ARIZONA STATE	*dh	5	0	2	1	1	0	0	0	0	0	0	0	0	0	1	0	0	0	.343
Jun 01	MISSOURI	*dh	5	2	4	2	1	0	0	0	0	0	0	0	0	0	1	0	0	0	.357
Jun 02	LOUISVILLE	*dh	5	2	3	1	0	0	0	0	0	0	0	0	0	0	1	0	0	0	.364
Jun 03	LOUISVILLE	*dh	5	1	0	0	0	0	0	1	0	0	0	0	0	0	2	0	0	0	.354
Jun 08	ST. JOHN'S	*dh	5	1	2	2	0	0	0	0	0	0	0	0	0	0	0	0	0	0	.355
Jun 09	ST. JOHN'S	*dh	5	1	2	2	1	0	0	0	0	0	0	0	0	0	0	0	0	0	.356
Totals		45gs	191	41	68	54	12	7	4	14	7	0	0	2	1	0	31	1	0	0	.356

On base pct. .398 • Slugging pct. .555

#30 Crawford, Tyler - 13 appearances (All games)

Date	Opponent	GS	IP	H	R	ER	BB	SO	2B	3B	HR	WP	BK	HBP	IBB	Score	W-L	Sv	ERA
Feb 18	NORTH DAKOTA STA		1.1	2	0	0	0	0	0	0	0	0	0	0	0	2-8	0-0	0	0.00
Mar 11	EASTERN MICHIGAN		0.1	2	2	2	0	0	0	1	0	0	0	0	0	9-8	0-0	0	10.80
Mar 20	NEW MEXICO STATE		0.1	0	0	0	0	0	0	0	0	0	0	0	0	4-7	0-0	0	9.00
Mar 21	NEW MEXICO STATE		3.2	4	1	1	0	3	1	0	0	0	0	0	0	8-13	0-0	0	4.76
Apr 4	at Utah Valley	*	5.2	3	2	2	2	0	0	0	1	0	0	0	0	4-5	0-1	0	3.97
Apr 17	at Arizona State	*	4.2	8	4	3	1	4	1	0	1	0	0	0	0	8-12	0-1	0	4.50
May 4	OREGON		0.2	0	0	0	0	0	0	0	0	0	0	0	0	1-6	0-1	0	4.32
May 5	OREGON		4.1	2	0	0	2	1	0	0	0	0	0	0	0	12-6	1-1	0	3.43
May 13	at California		4.0	1	0	0	0	1	0	0	0	0	0	0	0	7-4	1-1	1	2.88
May 16	at Arizona State		4.0	5	2	2	0	3	0	0	1	0	0	0	0	10-2	1-1	2	3.10
May 19	at USC		1.2	1	0	0	1	1	0	0	0	0	0	0	0	4-8	1-1	2	2.93
May 26	ARIZONA STATE		3.1	4	2	2	1	1	1	0	1	0	1	3	0	7-9	1-1	2	3.18
Jun 02	LOUISVILLE		1.0	1	0	0	0	2	0	0	0	1	0	0	0	16-4	1-1	2	3.09
Totals		2	35.0	33	13	12	7	16	3	1	4	1	1	3	0	92-92	1-1	2	3.09

#42 Cunningham, Nick - 4 appearances (All games)

Date	Opponent	GS	IP	H	R	ER	BB	SO	2B	3B	HR	WP	BK	HBP	IBB	Score	W-L	Sv	ERA
Feb 18	NORTH DAKOTA STA		0.1	1	3	3	3	0	0	0	0	1	0	0	0	2-8	0-0	0	81.00
Feb 25	AUBURN-2		1.2	4	1	1	1	0	0	1	0	0	0	0	0	3-8	0-0	0	18.00
Mar 20	NEW MEXICO STATE		1.0	2	1	1	0	1	0	0	0	1	0	0	0	4-7	0-0	0	15.00
Mar 21	NEW MEXICO STATE		1.0	4	2	2	0	1	2	0	0	0	0	1	0	8-13	0-0	0	15.75
Totals		0	4.0	11	7	7	4	2	2	1	0	2	0	1	0	17-36	0-0	0	15.75

#47 de Jesus, Anthony - 1 game (All games)

Date	Opponent	Pos	AB	R	H	RBI	2B	3B	HR	BB	SB	CS	HBP	SAC	SF	GDP	K	PO	A	E	Avg
Mar 21	NEW MEXICO STATE	*c	2	0	1	0	0	0	0	0	0	0	0	0	0	0	0	3	1	0	.500
Totals		1gs	2	0	1	0	0	0	0	0	0	0	0	0	0	0	0	3	1	0	.500

On base pct. .500 • Slugging pct. .500

#22 Dixon, Brandon - 57 games (All games)

Date	Opponent	Pos	AB	R	H	RBI	2B	3B	HR	BB	SB	CS	HBP	SAC	SF	GDP	K	PO	A	E	Avg
Feb 17	NORTH DAKOTA STA	*1b	2	0	0	0	0	0	0	1	0	0	0	0	0	0	1	11	0	0	.000
Feb 18	NORTH DAKOTA STA	*1b	4	0	0	0	0	0	0	0	0	0	0	0	0	0	2	7	1	0	.000
Feb 19	NORTH DAKOTA STA	*1b	2	0	0	1	0	0	0	1	0	0	1	0	1	0	1	13	2	0	.000
Feb 21	UTAH VALLEY	*1b	3	3	1	0	0	0	0	1	3	0	1	0	0	0	1	12	0	0	.091
Feb 24	AUBURN	*1b	4	2	3	1	2	0	0	0	1	0	0	0	0	0	1	11	1	0	.267
Feb 25	AUBURN-1	*1b	5	0	0	0	0	0	0	0	0	0	0	0	0	0	1	10	0	0	.200
Feb 25	AUBURN-2	*1b	2	0	0	0	0	0	0	0	0	0	0	0	0	0	1	6	2	0	.182
Mar 2	HARVARD	*1b	4	0	2	0	1	0	0	0	0	0	0	0	0	0	0	10	0	0	.231
Mar 3	HARVARD	*1b	4	0	1	1	1	0	0	0	0	0	0	0	0	0	0	10	0	0	.233
Mar 4	HARVARD	*1b	5	1	1	0	1	0	0	0	0	0	0	0	0	0	1	11	0	0	.229
Mar 6	UC DAVIS	*1b	3	0	0	0	0	0	0	0	0	0	0	1	0	0	2	14	1	0	.211
Mar 7	UC DAVIS	*1b	2	0	0	0	0	0	0	0	0	0	0	1	0	0	0	11	1	0	.200
Mar 9	EASTERN MICHIGAN	*1b	3	2	2	0	0	0	0	0	0	0	0	0	0	0	0	10	1	0	.233
Mar 10	EASTERN MICHIGAN	*1b	4	1	2	1	0	0	0	0	1	1	1	0	0	0	1	11	1	0	.255
Mar 11	EASTERN MICHIGAN	*1b	3	1	1	0	1	0	0	0	0	0	0	2	0	0	0	8	2	1	.260
Mar 13	at Rice	*1b	3	0	1	0	0	0	0	0	0	0	0	0	0	0	0	7	1	0	.264
Mar 14	at Rice	*1b	4	0	1	1	0	0	0	0	0	0	0	0	0	0	0	12	0	0	.263
Mar 16	WASHINGTON STATE	*1b	3	0	0	0	0	0	0	1	0	0	0	0	0	0	2	9	0	0	.250
Mar 17	WASHINGTON STATE	*1b	5	0	1	0	0	0	0	0	1	1	0	0	0	0	0	11	2	0	.246
Mar 17	WASHINGTON STATE	*1b	4	2	2	1	0	0	0	0	0	0	0	0	0	0	1	15	0	0	.261
Mar 20	NEW MEXICO STATE	*1b	2	1	1	0	0	0	0	1	0	0	0	1	0	0	0	12	1	1	.268
Mar 21	NEW MEXICO STATE	*1b	2	0	0	0	0	0	0	0	0	0	0	0	0	0	2	3	0	0	.260
Mar 23	at Oregon State	*1b	3	0	0	0	0	0	0	0	0	0	0	0	0	0	1	9	0	1	.250
Mar 24	at Oregon State	*1b	4	0	2	0	0	0	0	0	0	0	0	0	0	0	0	18	0	0	.262
Mar 25	at Oregon State	*1b	4	0	0	0	0	0	0	0	0	0	0	0	0	0	0	12	0	0	.250
Mar 30	STANFORD	*1b	3	0	1	0	0	0	0	1	0	0	0	0	0	0	0	8	0	0	.253
Mar 31	STANFORD	*1b	3	1	1	0	0	0	0	0	0	0	1	0	0	0	1	11	0	0	.256
Apr 1	STANFORD	*1b	3	0	2	0	0	0	0	0	0	1	0	1	0	0	1	9	1	0	.269
Apr 4	at Utah Valley	*1b	3	0	0	0	0	0	0	0	0	0	0	0	0	0	0	7	1	0	.260
Apr 5	at Utah	1b	1	0	0	0	0	0	0	0	0	0	0	0	0	0	0	5	0	0	.258
Apr 6	at Utah	ph/1b	2	0	0	0	0	0	0	0	0	0	0	0	0	0	0	3	0	0	.253
Apr 7	at Utah	1b	1	0	0	0	0	0	0	0	0	0	0	0	0	0	0	3	0	0	.250
Apr 13	UCLA	pr/1b	0	1	0	0	0	0	0	0	0	0	0	0	0	0	0	1	0	0	.250
Apr 15	UCLA	*1b	3	0	0	0	0	0	0	0	0	0	0	0	0	0	1	11	2	0	.243
Apr 17	at Arizona State	1b	1	0	0	0	0	0	0	0	0	0	0	0	0	0	0	4	0	0	.240
Apr 20	at Washington	1b	1	0	0	0	0	0	0	0	0	1	2	0	0	0	0	6	0	0	.238
Apr 21	at Washington	1b	1	0	0	0	0	0	0	0	0	0	0	0	0	0	1	2	2	0	.236
Apr 22	at Washington	*1b	4	0	0	0	0	0	0	0	1	0	0	1	0	0	2	12	1	0	.227
Apr 27	EAST TENNESSEE ST	*1b	5	2	2	1	0	0	0	1	0	0	0	0	0	0	0	7	1	0	.235
Apr 28	EAST TENNESSEE ST	*1b	3	0	2	0	1	0	0	0	0	0	0	1	0	0	0	9	0	0	.246
Apr 29	EAST TENNESSEE ST	*1b	4	3	2	1	0	0	0	1	0	0	0	0	0	0	0	7	0	0	.254
May 5	OREGON	*1b	3	1	1	1	0	0	0	1	0	0	0	1	0	0	0	18	1	0	.256
May 6	OREGON	*1b	1	0	0	0	0	0	0	1	0	0	0	0	0	0	0	15	0	0	.254
May 11	at California	*1b	2	0	0	0	0	0	0	0	0	0	0	2	0	0	0	11	0	0	.250
May 12	at California	1b	1	0	0	0	0	0	0	0	0	0	0	0	0	0	1	3	0	0	.248
May 13	at California	*1b	3	0	1	0	1	0	0	1	0	0	0	0	0	0	1	8	0	0	.250
May 16	at Arizona State	1b	2	0	0	1	0	0	0	0	0	0	0	0	0	0	1	4	0	0	.246
May 18	at USC	pr/1b	2	1	0	0	0	0	0	0	0	0	0	0	0	0	2	3	0	0	.243
May 19	at USC	1b	1	0	0	0	0	0	0	0	0	0	0	0	0	0	1	3	0	0	.241
May 20	at USC	1b	1	0	0	0	0	0	0	0	0	0	0	0	0	0	0	1	0	0	.239
May 25	ARIZONA STATE	1b	0	0	0	0	0	0	0	0	0	0	0	0	0	0	0	3	0	0	.239
May 27	ARIZONA STATE	1b	1	0	0	0	0	0	0	0	0	0	0	0	0	0	0	1	0	0	.237
Jun 01	MISSOURI	1b	1	2	1	0	0	0	0	0	1	0	1	0	0	0	0	2	0	0	.243
Jun 02	LOUISVILLE	1b	3	1	1	3	0	0	1	0	0	0	0	0	0	0	0	4	0	0	.245
Jun 03	LOUISVILLE	pr/1b	2	2	0	0	0	0	0	1	0	0	0	0	0	0	1	4	0	0	.241
Jun 08	ST. JOHN'S	1b	1	0	1	0	0	0	0	0	0	0	0	0	0	0	0	2	0	0	.247
Jun 09	ST. JOHN'S	1b	1	1	1	0	0	0	0	0	0	0	0	0	0	0	0	6	0	0	.252
Totals		38gs	147	28	37	13	8	0	1	12	8	4	7	11	1	0	31	456	25	3	.252

On base pct. .335 • Slugging pct. .327

#36 Farris, James - 16 appearances (All games)

Date	Opponent	GS	IP	H	R	ER	BB	SO	2B	3B	HR	WP	BK	HBP	IBB	Score	W-L	Sv	ERA
Feb 19	NORTH DAKOTA STA	*	9.0	5	0	0	0	6	0	0	0	0	0	0	0	8-0	1-0	0	0.00
Feb 25	AUBURN-2	*	3.1	7	5	5	2	0	1	1	0	0	1	0	0	3-8	1-1	0	3.65
Mar 4	HARVARD	*	7.0	8	2	2	1	6	2	0	0	0	0	0	0	13-2	2-1	0	3.26
Mar 11	EASTERN MICHIGAN	*	6.0	5	4	3	0	4	1	3	0	0	0	1	0	9-8	2-1	0	3.55
Mar 17	WASHINGTON STATE	*	4.1	7	3	3	0	2	2	2	0	0	0	1	0	12-9	2-1	0	3.94
Mar 25	at Oregon State	*	7.2	6	5	4	2	6	2	0	1	0	0	0	0	7-5	3-1	0	4.10
Apr 1	STANFORD	*	9.0	6	2	2	0	5	0	1	0	0	0	0	0	6-2	4-1	0	3.69
Apr 7	at Utah	*	4.0	8	7	5	0	6	2	1	0	0	0	1	0	11-7	4-1	0	4.29
Apr 15	UCLA	*	4.2	6	3	3	2	2	1	0	0	1	0	0	0	2-6	4-2	0	4.42
Apr 22	at Washington	*	7.1	4	3	3	2	7	1	1	0	0	0	1	0	5-6	4-2	0	4.33
Apr 29	EAST TENNESSEE ST	*	6.0	10	5	5	0	5	3	1	0	0	0	0	0	21-6	5-2	0	4.61
May 6	OREGON	*	7.2	4	2	1	2	6	1	0	0	0	1	0	0	1-3	5-3	0	4.26
May 13	at California	*	3.0	5	3	3	3	2	1	0	0	0	1	1	0	7-4	5-3	0	4.44
May 20	at USC	*	6.1	6	1	1	1	3	1	0	1	0	0	1	0	6-1	6-3	0	4.22
May 27	ARIZONA STATE	*	4.2	7	4	4	2	2	1	0	0	0	0	2	0	8-7	6-3	0	4.40
Jun 03	LOUISVILLE	*	9.0	12	3	2	1	7	1	0	0	0	0	0	0	16-3	7-3	0	4.18
Totals		16	99.0	106	52	46	18	69	20	10	2	1	3	8	0	135-77	7-3	0	4.18

#1 Field, Johnny - 60 games (All games)

Date	Opponent	Pos	AB	R	H	RBI	2B	3B	HR	BB	SB	CS	HBP	SAC	SF	GDP	K	PO	A	E	Avg
Feb 17	NORTH DAKOTA STA	*of	4	1	4	1	2	1	0	0	0	0	0	0	0	0	0	1	0	0	1.000
Feb 18	NORTH DAKOTA STA	*of	3	0	1	0	1	0	0	1	0	1	0	0	0	0	0	0	0	0	.714
Feb 19	NORTH DAKOTA STA	*of	2	2	1	0	0	0	0	2	2	0	1	0	0	0	0	2	0	0	.667
Feb 21	UTAH VALLEY	*of	1	2	1	1	0	0	0	4	0	0	0	0	0	0	0	2	1	0	.700
Feb 24	AUBURN	*of	4	0	0	0	0	0	0	0	0	0	0	0	0	0	1	2	0	0	.500
Feb 25	AUBURN-1	*of	4	2	2	3	0	0	0	1	1	0	0	0	0	0	1	0	0	0	.500
Feb 25	AUBURN-2	*of	5	0	1	0	0	0	0	0	0	0	0	0	0	0	1	3	0	0	.435
Mar 2	HARVARD	*of	4	3	3	0	0	0	0	0	1	0	0	0	0	0	0	1	0	0	.481
Mar 3	HARVARD	*of	4	0	0	0	0	0	0	0	0	0	0	0	0	0	0	0	0	0	.419
Mar 4	HARVARD	*of	4	2	3	2	0	1	0	1	1	1	0	0	0	0	0	2	0	0	.457
Mar 6	UC DAVIS	*of	3	2	1	0	0	0	0	1	0	0	0	0	0	0	1	1	0	0	.447
Mar 7	UC DAVIS	*of/of	3	1	1	1	0	0	0	1	1	0	0	0	0	0	1	1	0	0	.439
Mar 9	EASTERN MICHIGAN	*of	4	1	2	1	0	0	0	0	1	1	0	0	0	0	1	1	0	0	.444
Mar 10	EASTERN MICHIGAN	*of	4	0	2	4	0	0	0	1	0	0	0	0	1	0	1	1	0	0	.449
Mar 11	EASTERN MICHIGAN	*of	4	1	1	0	0	0	0	0	0	0	0	1	0	0	1	1	0	0	.434
Mar 13	at Rice	*of	4	0	0	0	0	0	0	0	0	0	0	0	0	0	0	1	1	0	.404
Mar 14	at Rice	*of	3	1	0	0	0	0	0	2	0	0	0	0	0	0	1	3	0	0	.383
Mar 16	WASHINGTON STATE	*of	4	0	2	0	0	0	0	0	0	0	0	0	0	0	0	2	0	1	.391
Mar 17	WASHINGTON STATE	*of	3	1	0	0	0	0	0	1	0	0	1	0	0	0	0	2	1	0	.373
Mar 17	WASHINGTON STATE	*of	4	1	1	2	0	0	0	1	0	0	0	0	0	0	0	3	0	0	.366
Mar 20	NEW MEXICO STATE	*of	5	0	1	0	1	0	0	0	0	0	0	0	0	1	0	1	0	1	.355
Mar 21	NEW MEXICO STATE	*of/of	4	1	0	0	0	0	0	1	0	0	0	0	0	0	2	3	1	0	.338
Mar 23	at Oregon State	*of/of	5	2	2	0	0	0	0	0	0	0	0	0	0	0	1	1	0	0	.341
Mar 24	at Oregon State	*of	3	1	0	0	0	0	0	1	0	0	1	0	0	1	1	3	0	0	.330
Mar 25	at Oregon State	*of	4	1	0	0	0	0	0	0	0	0	0	1	0	0	2	3	0	0	.315
Mar 30	STANFORD	*of	4	2	1	0	0	0	0	1	0	0	0	0	0	0	0	2	0	0	.312
Mar 31	STANFORD	*of	3	0	0	0	0	0	0	2	0	0	0	0	0	0	0	1	0	0	.303
Apr 1	STANFORD	*of	3	1	0	0	0	0	0	0	0	0	0	1	0	0	1	3	0	0	.294
Apr 4	at Utah Valley	*of	5	1	2	0	0	0	0	0	0	0	0	0	0	0	1	2	0	0	.299
Apr 5	at Utah	*of	5	4	4	0	2	0	0	1	0	0	0	0	0	0	1	0	0	0	.321
Apr 6	at Utah	*of	4	0	3	0	0	0	0	1	2	0	0	0	0	0	0	1	0	0	.336
Apr 7	at Utah	*of	4	1	1	0	0	0	0	1	0	1	0	0	0	0	0	0	0	0	.333
Apr 13	UCLA	*of	3	1	0	0	0	0	0	1	0	0	0	1	0	0	0	2	0	0	.325
Apr 14	UCLA	*of	5	1	2	0	0	0	0	0	0	0	0	0	0	0	1	3	0	0	.328
Apr 15	UCLA	*of	3	0	1	0	0	0	0	1	0	1	0	0	0	0	0	2	0	0	.328
Apr 17	at Arizona State	*of	4	0	0	0	0	0	0	0	0	0	0	1	0	0	1	1	0	0	.319
Apr 20	at Washington	*of	4	1	1	1	0	0	0	1	1	1	0	0	0	0	0	0	0	0	.317
Apr 21	at Washington	*of/of	3	1	1	1	1	0	0	0	0	0	2	0	0	0	1	2	0	0	.317
Apr 22	at Washington	*of	4	0	1	2	1	0	0	0	0	0	2	0	0	0	0	1	0	0	.315
Apr 27	EAST TENNESSEE ST	*of	6	3	5	4	2	1	0	1	0	1	0	0	0	0	0	4	0	0	.336
Apr 28	EAST TENNESSEE ST	*of	4	1	2	1	0	0	0	1	0	0	0	0	0	0	1	2	0	0	.340
Apr 29	EAST TENNESSEE ST	*of	5	3	4	2	2	1	0	0	0	0	0	1	0	0	0	3	0	0	.354
May 4	OREGON	*of	4	0	2	0	0	1	0	0	0	0	0	0	0	0	0	3	0	0	.358
May 5	OREGON	*of	5	2	3	3	0	0	1	0	0	0	0	0	0	0	0	0	0	0	.365
May 6	OREGON	*of	3	0	1	0	0	0	0	1	0	0	0	0	0	0	0	2	0	0	.364
May 11	at California	*of	3	0	1	0	1	0	0	1	0	0	0	0	0	0	2	0	1	0	.364
May 12	at California	*of	4	1	2	0	0	0	0	1	0	0	0	0	0	0	0	5	0	0	.367
May 13	at California	*of	5	3	4	1	1	0	1	0	0	0	0	0	0	0	0	3	1	0	.378
May 16	at Arizona State	*of	2	2	0	0	0	0	0	2	0	0	1	1	0	1	0	3	0	0	.374
May 18	at USC	*of	4	2	1	0	0	0	0	2	0	0	0	0	0	0	0	4	0	0	.372
May 19	at USC	*of	3	0	2	0	0	0	0	2	0	0	0	0	0	0	0	0	0	0	.376
May 20	at USC	*of	4	1	1	0	0	0	0	1	0	0	0	0	0	0	0	4	0	0	.374
May 25	ARIZONA STATE	*of	3	0	1	0	0	0	0	0	0	0	1	0	0	1	0	0	0	0	.373
May 26	ARIZONA STATE	*of	5	1	3	0	1	0	0	0	0	0	0	0	0	0	0	2	1	0	.379
May 27	ARIZONA STATE	*of	5	2	2	1	0	0	0	0	0	0	1	0	0	0	0	2	0	0	.379
Jun 01	MISSOURI	*of	3	2	1	1	0	1	0	1	1	0	1	0	0	0	0	5	0	0	.379
Jun 02	LOUISVILLE	*of	6	2	3	2	1	1	0	0	0	0	0	0	0	0	0	6	0	0	.382
Jun 03	LOUISVILLE	*of	6	4	4	7	1	0	1	0	0	0	0	0	0	0	1	0	0	0	.389
Jun 08	ST. JOHN'S	*of	5	0	1	1	0	0	0	0	0	1	0	0	0	0	0	1	2	0	.385
Jun 09	ST. JOHN'S	*of	4	0	1	1	0	0	0	0	0	0	0	1	1	0	0	0	0	0	.383
Totals		60gs	235	67	90	43	17	7	3	40	11	8	11	8	2	4	25	109	9	2	.383

On base pct. .490 • Slugging pct. .553

#4 Gilbert, Trent - 59 games (All games)

Date	Opponent	Pos	AB	R	H	RBI	2B	3B	HR	BB	SB	CS	HBP	SAC	SF	GDP	K	PO	A	E	Avg
Feb 17	NORTH DAKOTA STA	*2b	4	0	0	0	0	0	0	0	0	0	0	0	0	0	0	2	7	0	.000
Feb 18	NORTH DAKOTA STA	*2b	4	0	1	0	0	0	0	0	0	0	0	0	0	1	0	0	1	0	.125
Feb 19	NORTH DAKOTA STA	*2b	4	0	0	0	0	0	0	0	0	0	0	1	0	0	1	0	4	0	.083
Feb 21	UTAH VALLEY	*2b	6	1	2	0	0	0	0	0	0	0	0	0	0	0	1	1	5	0	.167
Feb 24	AUBURN	*2b	3	2	1	0	0	0	0	1	1	0	0	0	0	0	0	0	4	0	.190
Feb 25	AUBURN-1	*2b	5	1	1	2	0	0	0	0	0	0	0	0	0	0	1	2	3	0	.192
Feb 25	AUBURN-2	*2b	3	0	0	0	0	0	0	1	0	0	0	0	0	0	1	4	1	0	.172
Mar 2	HARVARD	*2b	4	1	2	3	0	0	0	0	1	0	0	0	0	0	1	0	2	0	.212
Mar 3	HARVARD	*2b	4	0	1	0	0	0	0	0	0	0	0	0	0	0	1	1	1	0	.216
Mar 4	HARVARD	*2b	3	1	2	2	0	1	0	0	0	0	0	0	0	0	0	1	2	0	.250
Mar 6	UC DAVIS	*2b	4	0	2	2	1	0	0	0	0	0	0	0	0	0	0	1	6	0	.273
Mar 7	UC DAVIS	*2b	3	0	1	2	0	0	0	0	0	0	0	0	1	0	0	3	3	1	.277
Mar 9	EASTERN MICHIGAN	*2b	4	0	1	1	0	0	0	0	0	1	0	0	0	1	0	0	2	0	.275
Mar 10	EASTERN MICHIGAN	*2b	4	4	3	0	1	0	0	1	0	0	0	0	0	0	0	1	6	0	.309
Mar 11	EASTERN MICHIGAN	*2b	4	0	0	0	0	0	0	1	0	0	0	0	0	0	0	0	2	0	.288
Mar 13	at Rice	*2b	4	0	1	0	0	0	0	0	0	0	0	0	0	0	1	4	2	0	.286
Mar 14	at Rice	*2b	3	1	1	1	0	0	0	0	0	0	1	1	0	0	1	0	3	0	.288
Mar 16	WASHINGTON STATE	*2b	4	0	0	0	0	0	0	0	0	0	0	0	0	0	0	2	3	1	.271
Mar 17	WASHINGTON STATE	*2b	4	1	1	1	1	0	0	0	0	0	0	0	1	0	1	1	3	1	.270
Mar 17	WASHINGTON STATE	*2b	3	0	1	1	0	0	0	0	0	0	0	0	1	0	1	0	6	1	.273
Mar 20	NEW MEXICO STATE	*2b	4	0	1	0	0	0	0	0	0	0	0	0	0	0	1	1	4	0	.272
Mar 21	NEW MEXICO STATE	*2b	2	1	0	0	0	0	0	0	0	0	2	0	0	0	0	1	1	0	.265
Mar 23	at Oregon State	*2b	4	0	0	0	0	0	0	0	0	0	0	0	0	0	2	2	3	0	.253
Mar 24	at Oregon State	*2b	3	0	2	1	1	0	0	1	0	0	0	0	0	0	1	2	3	0	.267
Mar 25	at Oregon State	*2b	3	0	0	1	0	0	0	1	0	0	0	0	0	0	2	1	0	0	.258
Mar 30	STANFORD	*2b	3	0	1	1	1	0	0	0	0	0	0	1	0	0	1	1	2	2	.260
Mar 31	STANFORD	*2b	3	1	1	0	0	0	0	0	0	0	0	1	0	0	1	2	1	0	.263
Apr 1	STANFORD	*2b	3	0	1	2	0	0	0	1	0	0	0	0	0	0	0	2	1	0	.265
Apr 4	at Utah Valley	*2b	3	0	0	0	0	0	0	0	0	0	0	1	0	0	0	1	2	0	.257
Apr 5	at Utah	*2b	4	1	1	1	0	0	0	0	0	0	0	0	1	0	1	1	3	0	.257
Apr 6	at Utah	*2b	4	1	2	1	1	0	0	0	0	0	0	0	0	0	0	2	2	0	.265
Apr 7	at Utah	*2b	4	0	1	0	0	0	0	1	0	0	0	0	0	0	1	1	2	1	.265
Apr 13	UCLA	*2b	4	1	1	0	0	0	0	0	0	0	0	0	0	0	0	1	3	0	.264
Apr 14	UCLA	*2b	3	0	1	1	0	0	0	1	0	0	0	0	0	0	0	3	1	0	.266
Apr 15	UCLA	*2b	4	0	1	1	0	0	0	0	0	0	0	0	0	0	1	0	4	0	.266
Apr 17	at Arizona State	*2b	4	1	2	1	0	0	0	0	0	0	0	0	0	0	0	1	2	0	.273
Apr 20	at Washington	*2b	5	1	1	1	0	0	0	0	0	0	0	0	0	0	1	5	4	0	.270
Apr 21	at Washington	*2b	4	0	0	0	0	0	0	0	0	0	0	0	0	0	2	2	4	0	.262
Apr 22	at Washington	*2b	5	1	2	0	0	0	0	1	0	0	0	0	0	0	1	0	1	0	.267
Apr 27	EAST TENNESSEE ST	*2b	5	1	2	0	0	0	0	0	0	0	0	0	0	0	0	1	1	0	.272
Apr 28	EAST TENNESSEE ST	*2b	4	1	1	0	0	0	0	0	0	0	0	0	0	0	1	3	2	2	.271
May 4	OREGON	*2b	3	0	1	0	0	0	0	0	0	0	0	0	0	0	1	4	3	0	.272
May 5	OREGON	*2b	5	1	2	2	0	0	0	0	0	0	0	0	0	0	1	2	6	0	.276
May 6	OREGON	*2b	3	0	0	0	0	0	0	0	0	0	0	0	0	1	1	0	4	0	.271
May 11	at California	*2b	1	2	0	0	0	0	0	3	0	0	0	0	0	0	1	1	2	1	.269
May 12	at California	*2b	3	0	2	0	0	0	0	0	1	0	1	0	0	0	1	0	2	0	.276
May 13	at California	*2b	2	0	0	0	0	0	0	1	1	0	1	0	0	0	0	1	5	0	.273
May 16	at Arizona State	*2b	5	0	1	2	0	0	0	0	0	0	0	0	0	0	1	1	0	0	.271
May 18	at USC	*2b	5	0	1	0	0	0	0	0	0	0	0	0	0	0	2	2	3	0	.269
May 19	at USC	*2b	4	1	1	1	0	0	0	0	0	0	0	0	0	0	1	2	3	0	.269
May 20	at USC	*2b	4	0	0	0	0	0	0	0	0	0	0	0	0	0	1	0	5	0	.263
May 25	ARIZONA STATE	*2b	3	0	0	0	0	0	0	0	0	0	0	0	0	0	1	1	9	0	.259
May 26	ARIZONA STATE	*2b	4	1	3	2	0	0	0	0	0	0	0	0	0	0	0	0	1	0	.269
May 27	ARIZONA STATE	*2b	5	0	1	0	0	0	0	0	0	0	0	0	0	0	2	2	1	0	.267
Jun 01	MISSOURI	*2b	4	1	3	2	1	0	0	0	0	0	0	1	0	0	0	4	4	1	.277
Jun 02	LOUISVILLE	*2b	4	1	2	0	0	0	0	0	0	0	0	1	0	0	0	1	5	0	.281
Jun 03	LOUISVILLE	*2b	2	2	0	0	0	0	0	1	0	0	0	2	0	0	1	1	4	1	.278
Jun 08	ST. JOHN'S	*2b	4	2	2	2	0	1	0	1	0	0	0	0	0	0	0	2	7	0	.282
Jun 09	ST. JOHN'S	*2b	2	0	0	0	0	0	0	3	0	0	0	0	0	0	0	3	5	2	.280
Totals		59gs	218	33	61	37	7	2	0	19	4	1	5	9	4	3	40	83	181	14	.280

On base pct. .346 • Slugging pct. .330

#10 Hale, Tyler - 12 appearances (All games)

Date	Opponent	GS	IP	H	R	ER	BB	SO	2B	3B	HR	WP	BK	HBP	IBB	Score	W-L	Sv	ERA
Feb 21	UTAH VALLEY	*	2.1	7	4	4	2	2	2	0	0	2	0	0	0	12-6	0-0	0	15.43
Mar 7	UC DAVIS		0.2	2	0	0	1	1	0	0	0	0	0	0	0	6-4	0-0	0	12.00
Mar 11	EASTERN MICHIGAN		1.0	0	0	0	1	0	0	0	0	0	0	0	0	9-8	0-0	0	9.00
Mar 13	at Rice		3.0	1	0	0	2	3	0	0	0	0	0	0	0	1-5	0-0	0	5.14
Mar 20	NEW MEXICO STATE	*	5.0	6	3	2	3	7	2	0	0	0	0	0	0	4-7	0-0	0	4.50
Apr 4	at Utah Valley		1.0	1	0	0	1	1	0	0	0	0	1	0	0	4-5	0-0	0	4.15
Apr 7	at Utah		1.0	1	0	0	1	2	1	0	0	2	0	0	0	11-7	1-0	0	3.86
Apr 17	at Arizona State		0.1	0	1	1	0	0	0	0	0	0	0	1	0	8-12	1-0	0	4.40
May 13	at California		2.0	0	1	1	4	1	0	0	0	1	0	0	0	7-4	2-0	0	4.41
May 19	at USC		1.0	0	0	0	0	1	0	0	0	0	0	0	0	4-8	2-0	0	4.15
May 26	ARIZONA STATE		1.2	1	1	1	0	3	1	0	0	1	0	0	0	7-9	2-0	0	4.26
May 27	ARIZONA STATE		1.0	0	0	0	1	2	0	0	0	0	0	0	0	8-7	2-0	0	4.05
Totals		2	20.0	19	10	9	16	23	6	0	0	6	1	1	0	81-82	2-0	0	4.05

#26 Heyer, Kurt - 17 appearances (All games)

Date	Opponent	GS	IP	H	R	ER	BB	SO	2B	3B	HR	WP	BK	HBP	IBB	Score	W-L	Sv	ERA
Feb 17	NORTH DAKOTA STA	*	7.0	5	1	1	2	7	1	1	0	0	0	1	0	3-1	1-0	0	1.29
Feb 24	AUBURN	*	7.0	6	1	0	1	4	0	0	0	0	0	0	0	8-1	2-0	0	0.64
Mar 2	HARVARD	*	9.0	6	1	1	0	14	0	0	1	0	0	0	0	7-1	3-0	0	0.78
Mar 9	EASTERN MICHIGAN	*	8.0	6	2	0	1	8	1	1	0	0	0	0	0	9-2	4-0	0	0.58
Mar 16	WASHINGTON STATE	*	5.2	8	4	3	2	2	2	0	0	0	0	0	0	0-6	4-1	0	1.23
Mar 23	at Oregon State	*	6.1	10	5	5	1	5	2	0	0	0	0	2	0	5-6	4-1	0	2.09
Mar 30	STANFORD	*	8.0	10	7	2	2	11	2	0	0	0	0	0	0	8-7	4-1	0	2.12
Apr 5	at Utah	*	9.0	8	2	2	0	4	0	0	1	1	0	1	0	11-2	5-1	0	2.10
Apr 13	UCLA	*	9.0	8	3	2	1	2	1	0	0	0	1	0	0	4-3	6-1	0	2.09
Apr 20	at Washington	*	9.0	7	2	1	2	5	1	0	0	0	0	1	0	10-2	7-1	0	1.96
Apr 27	EAST TENNESSEE ST	*	7.2	12	6	6	1	9	1	1	0	0	0	1	0	24-7	8-1	0	2.42
May 4	OREGON	*	8.0	12	5	3	1	5	0	0	0	1	0	2	0	1-6	8-2	0	2.50
May 11	at California	*	9.0	5	1	0	1	9	0	0	0	0	0	1	0	3-1	9-2	0	2.28
May 18	at USC	*	8.0	6	1	1	2	4	0	0	0	0	0	0	0	11-1	10-2	0	2.20
May 25	ARIZONA STATE	*	9.0	6	0	0	3	2	2	0	0	0	1	0	0	1-0	11-2	0	2.03
Jun 01	MISSOURI	*	9.0	4	3	2	2	7	1	1	0	0	0	1	0	15-3	12-2	0	2.03
Jun 08	ST. JOHN'S	*	9.1	17	6	6	0	4	1	0	0	0	0	1	0	7-6	12-2	0	2.28
Totals		17	138.0	136	50	35	22	102	15	4	2	2	2	11	0	127-55	12-2	0	2.28

#14 Littleman, Vincent - 9 appearances (All games)

Date	Opponent	GS	IP	H	R	ER	BB	SO	2B	3B	HR	WP	BK	HBP	IBB	Score	W-L	Sv	ERA
Feb 18	NORTH DAKOTA STA		0.0	0	1	1	1	0	0	0	0	0	0	0	0	2-8	0-1	0	999.00
Feb 25	AUBURN-2		3.0	2	0	0	0	0	0	0	0	0	0	0	0	3-8	0-1	0	3.00
Mar 7	UC DAVIS	*	6.1	4	3	2	1	3	1	0	0	1	0	1	0	6-4	0-1	0	2.89
Mar 14	at Rice	*	2.0	3	3	2	1	3	0	1	0	0	0	1	0	8-5	0-1	0	3.97
Mar 16	WASHINGTON STATE		3.1	3	2	2	3	2	1	0	0	1	0	0	1	0-6	0-1	0	4.30
Mar 20	NEW MEXICO STATE		1.1	1	1	1	0	1	1	0	0	0	0	1	0	4-7	0-1	0	4.50
Mar 21	NEW MEXICO STATE		1.2	2	1	1	3	2	0	0	0	1	0	0	0	8-13	0-1	0	4.58
Apr 4	at Utah Valley		0.2	1	1	1	0	1	0	0	0	1	0	0	0	4-5	0-1	0	4.91
Apr 14	UCLA		4.2	9	9	6	1	3	0	3	0	0	0	2	0	3-15	0-1	0	6.26
Totals		2	23.0	25	21	16	10	15	3	4	0	4	0	5	1	38-71	0-1	0	6.26

#23 Long, Lucas - 9 appearances (All games)

Date	Opponent	GS	IP	H	R	ER	BB	SO	2B	3B	HR	WP	BK	HBP	IBB	Score	W-L	Sv	ERA
Feb 21	UTAH VALLEY		5.0	4	2	2	0	6	1	0	0	0	0	0	0	12-6	1-0	0	3.60
Feb 25	AUBURN-1		2.1	1	2	1	1	1	0	0	1	1	0	0	0	15-4	1-0	0	3.68
Mar 6	UC DAVIS	*	6.2	6	0	0	0	7	0	0	0	0	0	1	0	6-0	2-0	0	1.93
Mar 10	EASTERN MICHIGAN		1.0	1	0	0	3	1	0	0	0	1	0	0	0	16-7	2-0	0	1.80
Mar 13	at Rice	*	5.0	7	5	5	4	0	3	0	1	0	0	0	0	1-5	2-1	0	3.60
Mar 17	WASHINGTON STATE		1.2	3	4	4	0	1	1	1	0	0	0	1	0	12-9	2-1	0	4.98
Mar 21	NEW MEXICO STATE	*	1.2	6	5	5	2	0	0	1	0	1	0	0	0	8-13	2-2	0	6.56
Apr 4	at Utah Valley		0.1	2	2	2	0	0	1	0	0	0	0	1	0	4-5	2-2	0	7.23
Apr 27	EAST TENNESSEE ST		1.1	4	1	1	0	2	1	0	0	0	0	0	0	24-7	2-2	0	7.20
Totals		3	25.0	34	21	20	10	18	7	2	2	3	0	3	0	98-56	2-2	0	7.20

#28 Lopez, David - 5 games (All games)

Date	Opponent	Pos	AB	R	H	RBI	2B	3B	HR	BB	SB	CS	HBP	SAC	SF	GDP	K	PO	A	E	Avg
Mar 4	HARVARD	ph/2b	1	0	0	1	0	0	0	1	0	0	0	0	0	0	0	0	0	0	.000
Mar 10	EASTERN MICHIGAN	ph/2b	1	0	0	0	0	0	0	0	0	0	0	0	0	0	0	1	0	0	.000
Mar 21	NEW MEXICO STATE	2b	1	0	0	0	0	0	0	0	0	0	0	0	0	0	0	1	0	0	.000
Apr 27	EAST TENNESSEE ST	2b	1	0	0	0	0	0	0	0	0	0	0	0	0	0	0	0	0	0	.000
Apr 29	EAST TENNESSEE ST	*2b	5	2	1	0	0	0	0	1	0	0	0	0	0	0	0	2	4	2	.111
Totals		1gs	9	2	1	1	0	0	0	2	0	0	0	0	0	0	2	6	2	0	.111

On base pct. .273 • Slugging pct. .111

#45 Lopez, Michael - 1 appearance (All games)

Date	Opponent	GS	IP	H	R	ER	BB	SO	2B	3B	HR	WP	BK	HBP	IBB	Score	W-L	Sv	ERA
Mar 4	HARVARD		1.0	0	0	0	0	0	0	0	0	0	0	0	0	13-2	0-0	0	0.00
Totals		0	1.0	0	0	0	0	0	0	0	0	0	0	0	0	13-2	0-0	0	0.00

#15 Maggi, Joseph - 44 games (All games)

Date	Opponent	Pos	AB	R	H	RBI	2B	3B	HR	BB	SB	CS	HBP	SAC	SF	GDP	K	PO	A	E	Avg
Feb 25	AUBURN-1	ph	1	1	1	0	0	0	0	0	0	0	0	0	0	0	0	0	0	0	1.000
Feb 25	AUBURN-2	ph/1b	1	1	1	0	0	0	0	1	0	0	0	0	0	0	0	3	0	0	1.000
Mar 3	HARVARD	*dh	3	0	0	0	0	0	0	0	0	0	0	0	0	0	0	0	0	0	.400
Mar 4	HARVARD	*dh	3	1	2	0	0	0	0	1	0	1	0	0	0	0	0	0	0	0	.500
Mar 6	UC DAVIS	*dh	3	0	2	1	0	0	0	0	0	0	0	0	0	0	0	0	0	0	.545
Mar 7	UC DAVIS	*dh	4	1	2	1	0	0	0	0	0	0	0	0	0	0	0	0	0	0	.533
Mar 9	EASTERN MICHIGAN	*dh	3	1	1	0	0	0	0	0	1	0	0	0	0	0	0	0	0	0	.500
Mar 10	EASTERN MICHIGAN	*dh	5	1	2	2	0	0	0	0	0	0	0	0	0	0	0	0	0	0	.478
Mar 13	at Rice	*dh	4	0	0	0	0	0	0	0	0	0	0	0	0	0	0	0	0	0	.407
Mar 14	at Rice	*dh	3	0	0	0	0	0	0	0	0	0	0	0	0	0	1	0	0	0	.367
Mar 16	WASHINGTON STATE	*dh	3	0	2	0	0	0	0	0	0	0	0	0	0	1	0	0	0	0	.394
Mar 17	WASHINGTON STATE	*dh	3	2	1	0	0	0	0	0	0	0	1	0	0	0	0	0	0	0	.389
Mar 17	WASHINGTON STATE	*dh	1	0	0	0	0	0	0	0	0	0	1	2	0	0	0	0	0	0	.378
Mar 20	NEW MEXICO STATE	*dh	3	0	1	1	0	0	0	0	1	0	1	0	0	0	1	0	0	0	.375
Mar 21	NEW MEXICO STATE	*dh	3	0	1	0	0	0	0	1	0	0	1	0	0	0	1	0	0	0	.372
Mar 23	at Oregon State	*dh	4	0	0	0	0	0	0	0	0	0	0	0	0	0	3	0	0	0	.340
Apr 4	at Utah Valley	ph	0	0	0	0	0	0	0	1	0	0	0	0	0	0	0	0	0	0	.340
Apr 5	at Utah	*1b	4	0	2	1	0	0	0	0	0	0	0	0	0	0	0	4	0	1	.353
Apr 6	at Utah	*1b	2	0	1	0	0	0	0	0	0	0	0	0	0	0	0	5	0	0	.358
Apr 7	at Utah	*1b	3	0	1	1	0	0	0	0	0	0	0	1	0	1	0	6	0	0	.357
Apr 13	UCLA	*1b	3	0	1	1	1	0	0	1	0	0	0	0	0	0	0	14	1	0	.356
Apr 14	UCLA	*1b	4	0	1	1	0	0	0	0	0	0	0	0	0	0	0	8	0	0	.349
Apr 17	at Arizona State	*1b	3	1	3	0	1	0	0	0	0	0	0	0	0	0	0	3	0	0	.379
Apr 20	at Washington	*1b	2	0	0	0	0	0	0	0	0	0	0	0	0	0	0	5	1	0	.368
Apr 21	at Washington	*1b	3	0	0	0	0	0	0	0	0	0	0	0	0	0	0	6	0	0	.352
Apr 22	at Washington	*of/1b	5	0	0	1	0	0	0	1	0	0	0	0	0	1	0	3	0	0	.329
Apr 27	EAST TENNESSEE ST	*of	4	4	1	1	0	0	0	1	0	0	1	0	0	0	1	2	0	0	.325
Apr 28	EAST TENNESSEE ST	*of	4	0	1	0	0	0	0	0	0	0	0	0	0	0	0	1	0	0	.321
Apr 29	EAST TENNESSEE ST	*of	6	3	4	2	1	0	0	0	0	0	0	0	0	0	0	1	0	0	.344
May 4	OREGON	*1b	3	0	1	0	0	0	0	0	0	0	0	0	0	0	0	10	1	1	.344
May 6	OREGON	ph/1b	1	0	1	0	0	0	0	0	0	0	0	0	0	0	0	1	0	0	.351
May 12	at California	*1b	3	0	0	0	0	0	0	0	0	0	0	0	0	0	0	4	0	0	.340
May 16	at Arizona State	*1b	3	0	2	1	0	0	0	0	0	0	0	0	0	0	1	5	0	0	.350
May 18	at USC	*1b	2	0	1	0	0	0	0	0	0	0	0	1	0	0	0	8	0	0	.353
May 19	at USC	*1b	3	0	1	2	0	1	0	0	0	0	0	0	0	0	0	6	0	0	.352
May 20	at USC	*1b	3	0	1	0	0	0	0	0	0	1	0	0	0	0	0	6	0	0	.352
May 25	ARIZONA STATE	*1b	3	0	0	0	0	0	0	0	0	0	0	0	0	0	0	11	1	0	.342
May 26	ARIZONA STATE	*1b	4	0	0	0	0	0	0	0	0	0	0	0	0	0	0	11	0	0	.330
May 27	ARIZONA STATE	*1b	3	0	1	1	0	0	0	1	0	0	0	0	0	0	0	3	0	0	.331
Jun 01	MISSOURI	*1b	3	0	1	0	0	0	0	0	0	0	0	0	0	0	0	7	0	0	.331
Jun 02	LOUISVILLE	*1b	2	0	0	0	0	0	0	0	0	0	0	1	0	0	1	4	0	0	.325
Jun 03	LOUISVILLE	*1b	3	0	2	0	0	0	0	0	1	0	0	0	0	0	1	7	0	0	.333
Jun 08	ST. JOHN'S	*1b	3	1	1	0	1	0	0	1	0	0	0	0	0	1	0	9	1	0	.333
Jun 09	ST. JOHN'S	*1b	3	0	1	1	0	0	0	1	0	0	0	0	0	0	0	12	0	0	.333
Totals		40gs	132	17	44	18	4	1	0	10	3	2	5	5	0	4	10	165	5	2	.333

On base pct. .401 • Slugging pct. .379

#31 Manthei, Stephen - 23 appearances (All games)

Date	Opponent	GS	IP	H	R	ER	BB	SO	2B	3B	HR	WP	BK	HBP	IBB	Score	W-L	Sv	ERA
Feb 17	NORTH DAKOTA STA		2.0	1	0	0	0	3	0	0	0	0	0	0	0	3-1	0-0	1	0.00
Feb 18	NORTH DAKOTA STA		0.0	2	2	2	0	0	1	0	0	0	0	0	0	2-8	0-0	1	9.00
Feb 25	AUBURN-2		1.0	1	2	2	0	0	0	0	0	0	0	2	0	3-8	0-0	1	12.00
Mar 6	UC DAVIS		2.1	0	0	0	0	2	0	0	0	0	0	0	0	6-0	0-0	1	6.75
Mar 9	EASTERN MICHIGAN		1.0	0	0	0	0	0	0	0	0	0	0	0	0	9-2	0-0	1	5.68
Mar 10	EASTERN MICHIGAN		2.2	2	0	0	0	0	0	0	0	0	0	0	0	16-7	0-0	1	4.00
Mar 14	at Rice		2.0	0	0	0	1	0	0	0	0	0	0	0	0	8-5	1-0	1	3.27
Mar 17	WASHINGTON STATE		1.2	3	1	1	1	0	0	0	0	0	0	0	0	8-7	2-0	1	3.55
Mar 17	WASHINGTON STATE		2.1	1	1	1	0	0	0	0	1	0	0	0	0	12-9	3-0	1	3.60
Mar 20	NEW MEXICO STATE		1.1	2	2	0	3	2	1	0	0	0	0	0	0	4-7	3-1	1	3.31
Mar 23	at Oregon State		1.2	0	1	0	0	4	0	0	0	0	0	0	0	5-6	3-2	1	3.00
Mar 24	at Oregon State		0.1	0	1	1	1	0	0	0	0	0	0	0	0	5-4	4-2	1	3.44
Mar 30	STANFORD		1.0	0	0	0	0	1	0	0	0	0	0	0	0	8-7	5-2	1	3.26
Apr 4	at Utah Valley		0.1	0	0	0	0	1	0	0	0	0	0	0	0	4-5	5-2	1	3.20
Apr 6	at Utah		1.1	1	2	0	1	2	1	0	0	1	0	0	0	6-7	5-3	1	3.00
Apr 7	at Utah		1.2	1	0	0	1	0	0	0	0	0	0	2	0	11-7	5-3	1	2.78
Apr 15	UCLA		1.1	2	2	2	1	0	0	0	0	0	0	1	0	2-6	5-3	1	3.38
Apr 17	at Arizona State		1.2	2	3	3	2	0	0	0	0	0	0	0	0	8-12	5-3	1	4.21
Apr 22	at Washington		4.1	6	1	1	3	4	2	0	0	0	0	0	2	5-6	5-4	1	3.90
Apr 28	EAST TENNESSEE ST		1.2	2	1	1	0	2	1	0	0	1	0	1	0	6-4	5-4	2	3.98
May 5	OREGON		0.2	0	0	0	0	1	0	0	0	0	0	0	0	12-6	5-4	2	3.90
May 6	OREGON		1.1	3	1	1	0	1	0	0	0	1	0	0	0	1-3	5-4	2	4.01
May 27	ARIZONA STATE		2.0	3	2	2	2	2	1	0	0	1	0	0	1	8-7	6-4	2	4.29
Totals		0	35.2	32	22	17	16	25	7	0	1	4	0	6	3	152-134	6-4	2	4.29

2012 Arizona Wildcats Baseball
Individual Game-by-Game for Arizona (as of Jun 12, 2012)

#13 Mejia, Alex - 60 games (All games)

Date	Opponent	Pos	AB	R	H	RBI	2B	3B	HR	BB	SB	CS	HBP	SAC	SF	GDP	K	PO	A	E	Avg
Feb 17	NORTH DAKOTA STA	*ss	3	0	1	0	0	0	0	0	0	1	0	0	0	0	0	1	3	1	.333
Feb 18	NORTH DAKOTA STA	*ss	2	0	0	0	0	0	0	1	0	0	0	0	0	0	0	4	3	0	.200
Feb 19	NORTH DAKOTA STA	*ss	4	1	2	1	0	0	0	0	0	0	0	0	0	0	0	1	3	0	.333
Feb 21	UTAH VALLEY	*ss	5	0	0	1	0	0	0	0	0	1	0	0	0	0	1	1	4	0	.214
Feb 24	AUBURN	*ss	5	1	3	4	1	0	1	0	0	0	0	0	0	0	0	2	3	1	.316
Feb 25	AUBURN-1	*ss	5	3	3	3	0	0	1	0	0	0	0	0	0	0	1	0	4	2	.375
Feb 25	AUBURN-2	*ss	5	0	1	0	0	0	0	0	0	0	0	0	0	0	1	2	7	1	.345
Mar 2	HARVARD	*ss	3	0	0	0	0	0	0	0	0	0	0	1	0	0	0	0	3	0	.312
Mar 3	HARVARD	*ss	3	0	1	0	0	0	0	0	0	0	0	1	0	0	0	1	3	0	.314
Mar 4	HARVARD	*ss	4	2	2	2	0	0	0	0	0	0	0	0	1	0	1	2	4	0	.333
Mar 6	UC DAVIS	*ss	4	0	1	0	0	0	0	0	0	1	0	0	0	0	0	0	5	0	.326
Mar 7	UC DAVIS	*ss	5	1	2	0	1	0	0	0	0	0	0	0	0	0	1	4	2	0	.333
Mar 9	EASTERN MICHIGAN	*ss	3	2	2	2	0	1	0	0	0	0	0	0	1	0	0	2	4	0	.353
Mar 10	EASTERN MICHIGAN	*ss	5	4	4	1	0	0	0	0	0	0	0	1	0	0	0	2	4	0	.393
Mar 11	EASTERN MICHIGAN	*ss	3	0	1	0	1	0	0	1	1	0	2	0	0	0	1	3	0	0	.390
Mar 13	at Rice	*ss	4	1	3	0	1	0	0	0	1	1	0	0	0	0	0	1	2	0	.413
Mar 14	at Rice	*ss	4	0	1	0	1	0	0	0	0	0	0	1	0	0	1	0	4	0	.403
Mar 16	WASHINGTON STATE	*ss	3	0	0	0	0	0	0	0	0	0	0	1	0	1	0	3	2	0	.386
Mar 17	WASHINGTON STATE	*ss	5	1	2	0	0	0	0	0	0	0	0	0	0	0	0	5	0	0	.387
Mar 17	WASHINGTON STATE	*ss	5	3	3	0	0	0	0	0	0	0	0	0	0	0	0	2	4	1	.400
Mar 20	NEW MEXICO STATE	*ss	5	1	2	0	0	0	0	0	0	0	0	0	0	0	0	0	4	1	.400
Mar 21	NEW MEXICO STATE	*ss	4	2	1	1	1	0	0	0	0	0	0	0	1	0	0	2	0	0	.393
Mar 23	at Oregon State	*ss	5	1	3	2	0	0	0	0	0	0	0	0	0	0	0	0	4	0	.404
Mar 24	at Oregon State	*ss	3	0	0	0	0	0	0	0	0	0	0	1	0	1	0	0	4	0	.392
Mar 25	at Oregon State	*ss	5	2	2	2	0	0	1	0	0	0	0	0	0	0	1	0	4	1	.392
Mar 30	STANFORD	*ss	4	1	1	0	0	0	0	1	0	0	0	0	0	0	1	0	1	1	.387
Mar 31	STANFORD	*ss	4	1	2	1	0	0	0	0	0	0	1	0	0	0	1	2	7	0	.391
Apr 1	STANFORD	*ss	4	1	1	0	0	0	0	0	0	0	0	0	0	0	1	2	5	0	.386
Apr 4	at Utah Valley	*ss	3	0	0	1	0	0	0	0	0	0	0	0	1	0	0	0	2	0	.376
Apr 5	at Utah	*ss	4	1	2	3	1	0	0	1	0	0	0	0	0	0	0	3	5	0	.380
Apr 6	at Utah	*ss	4	1	1	1	0	0	0	0	1	0	0	0	1	0	0	1	1	1	.376
Apr 7	at Utah	*ss	4	1	2	2	0	0	0	0	0	0	0	0	1	0	1	2	3	0	.380
Apr 13	UCLA	*ss	5	0	2	0	0	0	0	0	0	0	0	0	0	0	0	2	6	0	.381
Apr 14	UCLA	*ss	5	0	2	0	0	0	0	0	0	0	0	0	0	0	0	0	4	1	.381
Apr 15	UCLA	*ss	3	0	0	1	0	0	0	0	0	0	0	0	1	0	1	4	2	1	.373
Apr 17	at Arizona State	*ss	5	1	2	1	0	0	0	0	0	0	0	0	0	0	0	3	1	0	.374
Apr 20	at Washington	*ss	5	1	3	1	1	0	0	0	0	0	0	0	0	0	0	1	5	0	.382
Apr 21	at Washington	*ss	5	0	1	1	0	0	0	0	0	0	0	0	0	0	0	2	3	0	.376
Apr 22	at Washington	*ss	5	1	1	0	0	0	0	0	1	0	0	1	0	0	1	3	2	0	.370
Apr 27	EAST TENNESSEE ST	*ss	7	2	3	4	1	2	0	0	0	0	0	0	0	0	1	0	1	0	.373
Apr 28	EAST TENNESSEE ST	*ss	5	2	3	1	0	1	0	0	0	0	0	0	0	0	0	1	3	0	.379
Apr 29	EAST TENNESSEE ST	*ss	5	2	2	2	0	0	0	1	0	0	0	0	0	0	0	2	4	0	.380
May 4	OREGON	*ss	3	0	0	0	0	0	0	1	0	1	0	0	0	0	2	1	4	1	.374
May 5	OREGON	*ss	5	1	4	1	0	0	0	0	0	0	0	0	0	0	0	1	4	0	.385
May 6	OREGON	*ss	3	0	0	0	0	0	0	0	0	0	0	1	0	0	0	2	3	0	.379
May 11	at California	*ss	3	0	1	2	0	0	0	1	0	0	0	0	0	0	0	2	3	0	.378
May 12	at California	*ss	4	0	0	0	0	0	0	0	0	1	0	1	0	0	1	1	1	0	.371
May 13	at California	*ss	3	2	1	0	0	0	0	1	0	0	0	1	0	0	0	3	2	0	.370
May 16	at Arizona State	*ss	5	1	0	0	0	0	0	0	0	0	0	1	0	0	0	1	3	0	.361
May 18	at USC	*ss	5	1	1	3	1	0	0	0	0	0	0	0	0	0	0	2	6	0	.357
May 19	at USC	*ss	5	0	1	0	0	0	0	0	0	0	0	0	0	0	1	2	2	0	.353
May 20	at USC	*ss	2	1	1	0	0	0	0	1	0	0	1	1	0	0	0	4	2	0	.355
May 25	ARIZONA STATE	*ss	3	0	0	0	0	0	0	0	0	0	1	0	0	0	0	2	2	0	.350
May 26	ARIZONA STATE	*ss	3	0	3	1	0	1	0	1	0	0	0	1	0	0	0	3	2	0	.359
May 27	ARIZONA STATE	*ss	4	1	1	1	0	0	0	0	0	0	0	1	0	0	0	4	0	0	.357
Jun 01	MISSOURI	*ss	4	1	2	2	0	1	0	0	0	0	0	0	1	0	0	0	2	0	.359
Jun 02	LOUISVILLE	*ss	5	4	5	3	2	0	0	1	2	0	0	0	0	0	0	0	1	0	.373
Jun 03	LOUISVILLE	*ss	4	0	0	0	0	0	0	1	0	0	0	1	0	0	2	1	7	0	.367
Jun 08	ST. JOHN'S	*ss	4	0	0	0	0	0	0	0	0	0	0	1	0	0	1	3	5	0	.361
Jun 09	ST. JOHN'S	*ss	5	0	2	1	0	0	0	1	0	0	0	0	0	0	0	1	7	0	.361
Totals		60gs	249	52	90	52	12	6	3	13	6	6	6	15	8	2	22	99	191	13	.361

On base pct. .395 • Slugging pct. .494

#5 Mejias-Brean, Seth - 60 games (All games)

Date	Opponent	Pos	AB	R	H	RBI	2B	3B	HR	BB	SB	CS	HBP	SAC	SF	GDP	K	PO	A	E	Avg
Feb 17	NORTH DAKOTA STA	*3b	3	0	0	1	0	0	0	0	0	0	0	0	1	0	0	0	1	0	.000
Feb 18	NORTH DAKOTA STA	*3b	3	0	0	0	0	0	0	1	0	0	0	0	0	0	1	0	1	0	.000
Feb 19	NORTH DAKOTA STA	*3b	4	1	2	2	1	0	0	0	0	0	1	0	0	0	0	0	3	0	.200
Feb 21	UTAH VALLEY	*3b	5	1	2	3	0	0	0	0	0	0	0	0	0	1	0	2	3	0	.267
Feb 24	AUBURN	*3b	4	1	3	0	2	0	0	0	0	0	0	0	0	0	0	0	1	1	.368
Feb 25	AUBURN-1	*3b	4	2	1	1	0	0	0	0	0	0	0	0	1	0	1	2	3	1	.348
Feb 25	AUBURN-2	*3b	3	0	0	0	0	0	0	1	0	0	0	0	0	1	0	1	4	0	.308
Mar 2	HARVARD	*3b	4	2	1	1	0	0	0	0	1	0	0	0	0	0	0	0	2	0	.300
Mar 3	HARVARD	*3b	4	1	1	0	0	0	0	0	1	0	0	0	0	0	0	0	3	0	.294
Mar 4	HARVARD	*3b	4	1	1	2	0	0	0	1	1	0	0	0	0	0	0	0	2	0	.289
Mar 6	UC DAVIS	*3b	4	1	1	2	0	1	0	0	0	0	0	0	0	0	0	0	2	0	.286
Mar 7	UC DAVIS	*3b	3	2	2	0	0	0	0	0	1	0	1	0	0	0	0	1	3	0	.311
Mar 9	EASTERN MICHIGAN	*3b	4	1	1	0	0	0	0	0	0	0	0	0	0	0	0	1	1	1	.306
Mar 10	EASTERN MICHIGAN	*3b	5	1	1	1	0	0	0	1	0	0	0	0	0	0	2	1	4	0	.296
Mar 11	EASTERN MICHIGAN	*3b	5	1	3	2	1	1	0	0	1	0	0	0	0	0	0	2	1	1	.322
Mar 13	at Rice	*3b	3	0	2	1	0	0	0	1	0	0	0	0	0	0	0	1	4	0	.339
Mar 14	at Rice	*3b	5	2	3	2	1	0	0	0	0	0	0	0	0	0	0	0	1	0	.358
Mar 16	WASHINGTON STATE	*3b	4	0	1	0	0	0	0	0	0	0	0	0	0	0	1	2	4	0	.352
Mar 17	WASHINGTON STATE	*3b	3	0	1	2	0	0	0	2	0	0	0	0	0	0	0	0	6	1	.351
Mar 17	WASHINGTON STATE	*3b	5	1	2	3	0	0	0	0	0	0	0	0	0	0	1	0	3	0	.354
Mar 20	NEW MEXICO STATE	*3b	3	1	1	0	0	0	0	1	0	0	0	0	0	0	0	1	2	1	.354
Mar 21	NEW MEXICO STATE	*3b	5	1	2	2	1	0	0	0	0	0	0	0	0	0	0	1	1	0	.356
Mar 23	at Oregon State	*3b	2	0	1	1	0	0	0	2	0	1	0	0	0	0	0	0	4	0	.360
Mar 24	at Oregon State	*3b	3	1	1	0	1	0	0	1	0	0	0	0	0	1	0	0	6	0	.359
Mar 25	at Oregon State	*3b	4	1	2	2	0	0	0	0	0	0	0	0	0	0	0	0	3	0	.365
Mar 30	STANFORD	*3b	5	2	4	3	2	0	0	0	0	1	0	0	0	0	0	0	2	0	.386
Mar 31	STANFORD	*3b	2	0	1	0	0	0	0	2	0	0	0	0	0	0	1	1	2	2	.388
Apr 1	STANFORD	*3b	4	1	2	0	0	0	0	0	0	0	0	0	0	0	0	1	2	2	.393
Apr 4	at Utah Valley	*3b	3	0	0	0	0	0	0	0	0	0	1	0	0	0	0	1	1	0	.382
Apr 5	at Utah	*3b	5	1	2	0	0	0	0	0	0	1	0	0	0	1	0	0	1	0	.383
Apr 6	at Utah	*3b	5	1	0	0	0	0	0	0	0	0	0	0	0	0	1	2	3	0	.367
Apr 7	at Utah	*3b	5	2	2	2	1	0	0	0	1	0	0	0	0	0	1	0	5	0	.368
Apr 13	UCLA	*3b	4	1	2	0	0	0	0	0	0	0	0	0	0	0	0	0	4	0	.372
Apr 14	UCLA	*3b	4	1	1	0	0	0	0	0	0	0	0	0	0	0	0	2	2	1	.368
Apr 15	UCLA	*3b	4	1	3	0	1	0	0	0	1	0	0	0	0	0	0	1	2	1	.380
Apr 17	at Arizona State	*3b	5	2	3	3	0	0	1	0	1	0	0	0	0	0	0	0	4	0	.387
Apr 20	at Washington	*3b	4	0	0	1	0	0	0	1	0	0	0	0	0	0	1	0	2	0	.377
Apr 21	at Washington	*3b	4	1	2	0	2	0	0	0	0	0	0	0	0	0	0	0	4	0	.380
Apr 22	at Washington	*3b	5	1	2	1	1	0	0	1	0	0	0	0	0	0	0	0	2	0	.381
Apr 27	EAST TENNESSEE ST	*3b	6	4	3	0	0	1	0	0	0	0	0	0	0	0	0	0	1	0	.385
Apr 28	EAST TENNESSEE ST	*3b	2	0	1	2	1	0	0	0	0	0	0	0	2	0	0	0	3	0	.387
Apr 29	EAST TENNESSEE ST	*3b	6	3	3	4	0	0	0	0	0	0	0	0	0	0	1	0	3	0	.391
May 4	OREGON	*3b	4	0	0	0	0	0	0	0	0	0	0	0	0	1	1	2	4	0	.382
May 5	OREGON	*3b	5	1	2	0	1	0	0	0	0	0	0	0	0	0	0	0	1	0	.382
May 6	OREGON	*3b	3	0	0	0	0	0	0	0	0	0	0	0	0	0	1	0	4	0	.376
May 11	at California	*3b	4	0	0	0	0	0	0	0	0	0	0	0	0	0	0	2	0	0	.368
May 12	at California	*3b	3	0	0	0	0	0	0	1	0	0	0	0	0	0	1	2	2	0	.362
May 13	at California	*3b	4	0	1	2	0	0	0	0	0	0	0	0	1	0	0	1	0	0	.359
May 16	at Arizona State	*3b	4	1	1	1	1	0	0	1	0	0	0	0	0	0	0	0	3	0	.357
May 18	at USC	*3b	5	2	1	0	0	0	0	0	1	0	0	0	0	0	0	0	2	0	.353
May 19	at USC	*3b	4	0	1	1	0	0	0	0	0	0	0	0	1	0	3	0	1	0	.351
May 20	at USC	*3b	3	1	2	1	0	1	0	1	0	0	0	0	0	0	0	0	2	0	.356
May 25	ARIZONA STATE	*3b	4	0	1	1	1	0	0	0	0	0	0	0	0	0	0	4	1	0	.354
May 26	ARIZONA STATE	*3b	5	1	1	0	0	0	0	0	0	0	0	0	0	0	2	2	2	1	.350
May 27	ARIZONA STATE	*3b	5	1	2	2	1	0	0	0	0	1	0	0	0	0	1	0	2	0	.351
Jun 01	MISSOURI	*3b	4	2	2	1	0	0	0	1	0	0	0	0	0	0	0	0	3	1	.354
Jun 02	LOUISVILLE	*3b	6	1	4	2	1	0	0	0	1	0	0	0	0	0	0	2	1	0	.362
Jun 03	LOUISVILLE	*3b	5	0	2	1	0	0	0	1	0	0	0	0	0	0	2	2	0	0	.363
Jun 08	ST. JOHN'S	*3b	4	0	1	0	0	0	0	0	0	0	0	1	0	0	0	0	2	0	.361
Jun 09	ST. JOHN'S	*3b	5	2	3	1	1	0	0	0	0	0	0	0	0	0	0	1	6	0	.366
Totals		60qs	246	55	90	57	21	4	1	20	10	4	3	1	6	5	22	41	147	14	.366

On base pct. .411 • Slugging pct. .496

2012 Arizona Wildcats Baseball
Individual Game-by-Game for Arizona (as of Jun 12, 2012)

#6 Moore, Riley - 59 games (All games)

Date	Opponent	Pos	AB	R	H	RBI	2B	3B	HR	BB	SB	CS	HBP	SAC	SF	GDP	K	PO	A	E	Avg
Feb 17	NORTH DAKOTA STA	*c	3	0	0	0	0	0	0	0	0	0	0	0	0	0	1	7	3	0	.000
Feb 18	NORTH DAKOTA STA	*c	3	0	0	0	0	0	0	0	0	0	0	0	0	0	1	13	0	1	.000
Feb 19	NORTH DAKOTA STA	*c	3	0	0	0	0	0	0	1	0	0	0	0	0	0	0	5	2	0	.000
Feb 21	UTAH VALLEY	*c	4	0	1	3	0	0	0	0	0	0	0	0	1	0	2	8	3	0	.077
Feb 24	AUBURN	*c	4	1	1	0	0	0	0	0	0	0	0	0	0	0	0	4	2	0	.118
Feb 25	AUBURN-1	*c	4	0	3	3	1	1	0	1	0	0	0	0	0	0	0	11	2	0	.238
Mar 2	HARVARD	*c	3	0	1	1	0	0	0	1	1	0	0	0	0	0	0	12	2	0	.250
Mar 3	HARVARD	*c	3	1	2	1	1	0	0	1	0	0	0	0	0	0	0	12	1	0	.296
Mar 4	HARVARD	*c	3	0	0	1	0	0	0	1	0	0	0	0	1	0	1	8	2	0	.267
Mar 6	UC DAVIS	*c	3	1	1	0	0	0	0	0	0	0	0	0	1	0	0	8	1	0	.273
Mar 7	UC DAVIS	*c	2	0	0	0	0	0	0	2	0	0	0	0	0	0	1	5	3	0	.257
Mar 9	EASTERN MICHIGAN	*c	3	0	0	1	0	0	0	0	0	0	0	0	1	0	0	7	1	0	.237
Mar 10	EASTERN MICHIGAN	*c	3	2	2	1	1	0	0	1	0	0	0	1	0	0	1	5	0	1	.268
Mar 11	EASTERN MICHIGAN	*c	3	2	2	1	0	0	0	1	0	0	0	1	0	0	0	6	1	1	.295
Mar 13	at Rice	*c	4	0	1	0	0	0	0	0	0	0	0	0	0	0	1	3	0	0	.292
Mar 14	at Rice	*c	4	0	1	2	0	0	0	1	0	0	0	0	0	0	1	8	2	1	.288
Mar 16	WASHINGTON STATE	*c	2	0	1	0	0	0	0	2	0	0	0	0	0	0	1	4	1	0	.296
Mar 17	WASHINGTON STATE	*c	4	1	2	1	0	0	0	1	0	0	0	0	0	0	2	6	1	0	.310
Mar 17	WASHINGTON STATE	*c	4	1	0	0	0	0	0	0	0	0	0	0	0	0	0	3	1	0	.290
Mar 20	NEW MEXICO STATE	*c	3	0	1	1	0	0	0	1	0	0	0	0	0	0	1	10	2	0	.292
Mar 21	NEW MEXICO STATE	ph/c	3	1	0	0	0	0	0	0	0	0	0	0	0	0	0	4	0	0	.279
Mar 23	at Oregon State	*c	2	1	0	0	0	0	0	2	0	0	0	0	0	0	0	9	1	0	.271
Mar 24	at Oregon State	*c	4	2	2	1	0	0	1	0	0	0	0	0	0	0	1	1	3	0	.284
Mar 25	at Oregon State	*c	3	0	0	1	0	0	0	0	0	0	0	0	1	0	2	8	1	0	.273
Mar 30	STANFORD	*c	4	0	1	0	0	0	0	0	0	0	0	0	0	0	1	10	2	0	.272
Mar 31	STANFORD	*c	3	0	1	0	0	0	0	0	0	1	0	1	0	0	2	6	1	0	.274
Apr 1	STANFORD	*c	2	1	0	0	0	0	0	1	0	0	0	1	0	1	0	5	0	0	.267
Apr 4	at Utah Valley	ph	1	0	0	0	0	0	0	0	0	0	0	0	0	0	1	0	0	0	.264
Apr 5	at Utah	*c	5	1	2	0	1	0	0	0	0	0	0	0	0	0	3	4	0	0	.272
Apr 6	at Utah	*c	3	0	2	1	1	0	0	0	0	0	0	1	0	0	1	6	1	2	.284
Apr 7	at Utah	*c	5	2	3	2	0	1	0	0	0	0	0	0	0	0	1	9	1	1	.300
Apr 13	UCLA	*c	3	0	1	1	1	0	0	0	0	0	0	0	1	0	0	2	0	0	.301
Apr 14	UCLA	*c	4	0	0	0	0	0	0	0	0	0	0	0	0	0	0	5	0	1	.290
Apr 15	UCLA	*c	2	1	0	0	0	0	0	1	0	0	0	0	0	0	1	4	1	0	.284
Apr 17	at Arizona State	*c	4	1	1	0	1	0	0	1	0	0	0	0	0	0	3	6	1	1	.283
Apr 20	at Washington	*c	5	1	0	0	0	0	0	0	0	0	0	0	0	0	1	5	0	1	.271
Apr 21	at Washington	*c	4	0	1	1	0	0	0	0	0	0	0	0	0	0	0	7	0	0	.270
Apr 22	at Washington	*c	4	1	1	0	1	0	0	1	0	0	0	1	0	0	0	11	1	0	.270
Apr 27	EAST TENNESSEE ST	*c	6	1	3	4	0	0	0	0	0	0	0	0	0	0	2	10	2	0	.280
Apr 28	EAST TENNESSEE ST	*c	4	0	0	0	0	0	0	0	0	0	0	0	0	0	2	10	1	0	.272
Apr 29	EAST TENNESSEE ST	*c	2	1	2	3	0	0	0	0	0	1	0	0	2	0	0	6	0	0	.283
May 4	OREGON	*c	4	0	1	1	0	0	0	0	0	0	0	0	0	0	2	5	2	0	.282
May 5	OREGON	*c	2	1	1	2	0	0	0	2	0	0	0	1	0	0	0	6	0	0	.285
May 6	OREGON	*c	3	0	0	0	0	0	0	0	0	0	0	0	0	0	1	6	1	0	.279
May 11	at California	*c	3	0	0	0	0	0	0	0	0	0	0	0	1	0	1	7	2	1	.273
May 12	at California	*c	4	0	1	0	0	0	0	0	0	0	0	0	0	0	0	9	0	0	.273
May 13	at California	*c	5	0	1	0	0	0	0	0	0	0	0	0	0	0	2	4	1	0	.270
May 16	at Arizona State	*c	3	2	2	0	0	0	0	2	1	0	0	0	0	0	0	9	0	0	.278
May 18	at USC	*c	4	0	2	0	0	0	0	1	0	0	0	0	0	0	0	5	2	0	.283
May 19	at USC	*c	4	1	1	0	0	0	0	0	0	1	0	0	0	0	1	6	2	0	.282
May 20	at USC	*c	4	0	0	0	0	0	0	0	0	0	0	0	0	0	2	6	0	0	.276
May 25	ARIZONA STATE	*c	3	0	0	0	0	0	0	0	0	0	0	0	0	0	2	1	1	0	.271
May 26	ARIZONA STATE	*c	3	3	2	1	2	0	0	1	0	0	0	0	0	0	0	7	1	1	.278
May 27	ARIZONA STATE	*c	3	2	2	0	0	0	0	2	0	0	0	0	0	0	0	7	1	0	.284
Jun 01	MISSOURI	*c	3	1	1	1	0	0	0	0	0	0	1	0	1	0	1	7	0	0	.285
Jun 02	LOUISVILLE	*c	4	2	1	1	0	0	0	0	0	0	1	0	0	0	1	6	1	1	.284
Jun 03	LOUISVILLE	*c	4	4	4	1	0	0	0	1	0	0	0	0	0	0	0	6	1	0	.299
Jun 08	ST. JOHN'S	*c	4	0	0	0	0	0	0	1	0	0	0	0	0	0	0	5	0	0	.293
Jun 09	ST. JOHN'S	*c	4	0	1	1	0	0	0	0	0	0	0	1	0	0	1	2	0	0	.292
Totals		57gs	202	39	59	38	10	2	1	30	2	3	2	10	8	2	48	377	61	13	.292

On base pct. .376 • Slugging pct. .376

#24 Parmenter, Tyler - 4 games (All games)

Date	Opponent	Pos	AB	R	H	RBI	2B	3B	HR	BB	SB	CS	HBP	SAC	SF	GDP	K	PO	A	E	Avg
Feb 25	AUBURN-2	*dh	2	0	0	0	0	0	0	0	0	0	0	0	0	0	1	0	0	0	.000
Mar 14	at Rice	ph	0	0	0	0	0	0	0	0	0	0	0	0	0	0	0	0	0	0	.000
Apr 29	EAST TENNESSEE ST	ph/dh	2	0	2	0	0	0	0	0	0	0	0	0	0	0	0	0	0	0	.500
Jun 02	LOUISVILLE	ph	1	0	0	0	0	0	0	0	0	0	0	0	0	0	0	0	0	0	.400
Totals		1gs	5	0	2	0	0	0	0	0	0	0	0	0	0	0	1	0	0	0	.400

On base pct. .400 • Slugging pct. .400

#2 Refsnyder, Robert - 60 games (All games)

Date	Opponent	Pos	AB	R	H	RBI	2B	3B	HR	BB	SB	CS	HBP	SAC	SF	GDP	K	PO	A	E	Avg
Feb 17	NORTH DAKOTA STA	*of	4	1	1	1	0	0	0	0	1	0	0	0	0	0	1	2	0	0	.250
Feb 18	NORTH DAKOTA STA	*of	4	1	2	1	0	0	0	0	3	0	0	0	0	0	0	0	0	0	.375
Feb 19	NORTH DAKOTA STA	*of	5	2	4	3	2	0	0	0	1	0	0	0	0	0	0	1	0	0	.538
Feb 21	UTAH VALLEY	*of	3	2	1	0	0	0	0	1	0	0	1	0	0	0	1	1	0	0	.500
Feb 24	AUBURN	*of	5	0	2	0	0	1	0	0	0	0	0	0	0	0	1	4	0	0	.476
Feb 25	AUBURN-1	*of	4	3	2	2	1	1	0	1	1	0	0	0	0	0	0	1	0	0	.480
Feb 25	AUBURN-2	*of	4	0	1	0	0	0	0	1	0	0	0	0	0	0	0	2	0	0	.448
Mar 2	HARVARD	*of	4	0	2	1	0	0	0	0	0	0	0	0	0	0	1	3	0	0	.455
Mar 3	HARVARD	*of	4	0	1	1	0	0	0	0	0	0	0	0	0	2	0	2	1	0	.432
Mar 4	HARVARD	*of	4	3	1	1	0	0	0	1	1	0	0	0	0	0	0	2	0	0	.415
Mar 6	UC DAVIS	*of	4	1	2	1	1	0	0	0	1	0	0	0	0	0	0	0	0	0	.422
Mar 7	UC DAVIS	*of/1b	4	1	1	0	0	0	0	0	0	0	0	0	0	0	0	2	0	1	.408
Mar 9	EASTERN MICHIGAN	*of	4	0	2	3	0	0	0	0	0	0	0	0	0	0	0	3	0	0	.415
Mar 10	EASTERN MICHIGAN	*of	3	1	1	1	0	0	0	0	0	0	2	0	1	0	1	3	1	0	.411
Mar 11	EASTERN MICHIGAN	*of	3	1	1	2	0	0	0	0	0	1	3	0	0	0	1	5	0	0	.407
Mar 13	at Rice	*of	3	0	0	0	0	0	0	1	0	0	0	0	0	0	1	2	0	0	.387
Mar 14	at Rice	*of	4	2	1	0	1	0	0	0	0	0	1	0	0	0	1	3	0	0	.379
Mar 16	WASHINGTON STATE	*of	4	0	0	0	0	0	0	0	0	0	0	0	0	1	1	5	0	0	.357
Mar 17	WASHINGTON STATE	*of	3	1	3	3	0	0	0	0	0	0	2	0	0	0	0	1	0	0	.384
Mar 17	WASHINGTON STATE	*of	5	3	3	1	1	1	0	0	0	0	0	0	0	0	0	2	0	0	.397
Mar 20	NEW MEXICO STATE	*of	5	0	1	1	1	0	0	0	0	0	0	0	0	0	0	1	0	0	.386
Mar 21	NEW MEXICO STATE	*of/1b	4	1	2	1	0	0	0	0	1	0	1	0	0	0	0	4	1	0	.391
Mar 23	at Oregon State	*of/1b	4	0	1	2	1	0	0	1	0	0	0	0	0	0	0	2	0	1	.385
Mar 24	at Oregon State	*of	4	0	1	1	0	0	0	0	0	0	0	0	0	0	2	0	0	0	.379
Mar 25	at Oregon State	*of	3	2	3	0	0	0	0	2	0	1	0	0	0	0	0	2	0	0	.398
Mar 30	STANFORD	*of	5	0	0	0	0	0	0	0	0	0	0	0	0	1	2	3	0	0	.379
Mar 31	STANFORD	*of	4	0	1	0	1	0	0	1	0	0	0	0	0	1	0	1	0	0	.374
Apr 1	STANFORD	*of	3	2	2	3	0	0	1	1	0	0	0	0	0	0	0	3	0	0	.382
Apr 4	at Utah Valley	*of	4	1	1	3	0	0	1	0	0	0	0	0	0	0	1	5	0	0	.377
Apr 5	at Utah	*of/of	3	1	3	2	0	0	0	2	0	0	0	0	0	0	0	3	0	0	.393
Apr 6	at Utah	*of	4	0	0	0	0	0	0	1	0	0	0	0	0	0	1	1	0	0	.380
Apr 7	at Utah	*of	4	2	1	1	0	0	1	1	0	0	0	0	0	0	0	2	1	0	.376
Apr 13	UCLA	*of	3	0	2	0	0	0	0	0	0	0	0	1	0	0	0	3	1	0	.383
Apr 14	UCLA	*of	4	0	1	1	1	0	0	0	0	0	0	0	0	1	1	3	0	0	.379
Apr 15	UCLA	*of	4	0	1	0	0	0	0	0	0	0	0	0	0	0	0	2	0	0	.375
Apr 17	at Arizona State	*of	5	1	1	1	0	0	0	0	0	0	0	0	0	0	0	0	0	0	.369
Apr 20	at Washington	*of	3	2	2	2	0	0	1	2	0	0	0	0	0	0	0	1	0	0	.375
Apr 21	at Washington	*of	4	0	2	1	1	0	0	0	0	0	0	0	0	1	0	2	0	0	.378
Apr 22	at Washington	*of	6	0	1	0	0	0	0	0	0	0	0	0	0	0	0	4	0	0	.370
Apr 27	EAST TENNESSEE ST	*of	5	3	2	2	1	0	0	1	0	0	0	0	0	0	0	2	0	0	.371
Apr 28	EAST TENNESSEE ST	*of	4	1	2	1	0	1	0	0	1	0	0	1	0	0	0	1	0	0	.374
Apr 29	EAST TENNESSEE ST	*of	5	3	3	3	2	0	0	0	1	0	0	0	1	0	0	2	0	0	.381
May 4	OREGON	*of	3	0	0	0	0	0	0	1	0	0	0	0	0	0	1	2	0	0	.374
May 5	OREGON	*of	5	1	1	0	1	0	0	0	0	1	0	0	0	0	0	0	2	0	.369
May 6	OREGON	*of	4	0	1	0	0	0	0	0	0	1	0	0	0	1	0	1	0	0	.367
May 11	at California	*of	4	1	1	1	0	0	1	0	0	0	0	0	0	1	0	1	0	0	.364
May 12	at California	*of	4	2	2	1	0	0	1	0	1	0	0	0	0	0	0	1	0	0	.367
May 13	at California	*of	3	2	1	2	0	0	0	1	0	0	0	0	1	0	0	2	0	0	.366
May 16	at Arizona State	*of	3	1	1	2	1	0	0	2	0	0	0	0	0	1	0	1	0	0	.366
May 18	at USC	*of	3	2	1	2	1	0	0	2	0	0	0	0	0	0	1	3	0	0	.365
May 19	at USC	*of	5	0	2	0	0	0	0	0	0	0	0	0	0	0	0	3	0	0	.366
May 20	at USC	*of	4	1	1	1	0	0	0	1	0	0	0	0	0	1	1	5	0	0	.364
May 25	ARIZONA STATE	*of	4	1	2	0	0	0	0	0	0	0	0	0	0	0	0	2	0	0	.367
May 26	ARIZONA STATE	*of	4	0	0	1	0	0	0	1	0	0	0	0	0	1	0	0	0	0	.360
May 27	ARIZONA STATE	*of	3	1	1	1	0	0	0	2	0	0	0	0	0	0	0	5	0	0	.359
Jun 01	MISSOURI	*of	5	1	2	1	1	0	0	0	0	0	0	0	0	0	1	1	0	0	.360
Jun 02	LOUISVILLE	*of	4	1	1	2	0	0	0	1	0	0	0	0	1	0	0	1	0	0	.358
Jun 03	LOUISVILLE	*of	6	0	1	1	0	0	0	0	0	0	0	0	0	1	0	3	0	0	.353
Jun 08	ST. JOHN'S	*of	1	2	1	0	1	0	0	3	0	0	1	0	0	0	0	4	0	0	.356
Jun 09	ST. JOHN'S	*of	4	1	1	0	0	0	0	0	0	0	0	0	0	0	1	1	0	0	.354
Totals		60gs	237	58	84	61	19	4	6	31	12	4	11	2	4	13	21	127	5	4	.354

On base pct. .445 • Slugging pct. .544

#35 Rickard, Joey - 56 games (All games)

Date	Opponent	Pos	AB	R	H	RBI	2B	3B	HR	BB	SB	CS	HBP	SAC	SF	GDP	K	PO	A	E	Avg
Feb 17	NORTH DAKOTA STA	*of	3	1	1	0	0	0	0	1	0	0	0	0	0	0	1	3	0	0	.333
Feb 18	NORTH DAKOTA STA	*of	2	1	0	0	0	0	0	2	1	0	0	0	0	0	1	3	0	0	.200
Feb 19	NORTH DAKOTA STA	*of	5	2	2	0	1	0	0	0	1	0	0	0	0	0	0	3	0	0	.300
Feb 21	UTAH VALLEY	*of	5	1	4	2	1	0	0	1	1	0	0	0	0	0	0	0	0	0	.467
Feb 24	AUBURN	*of	4	0	0	1	0	0	0	0	0	0	0	0	1	0	1	3	0	0	.368
Feb 25	AUBURN-1	*of	5	2	3	0	1	0	0	0	2	0	0	0	0	0	0	1	0	0	.417
Feb 25	AUBURN-2	*of	4	0	0	1	0	0	0	1	0	1	0	0	0	0	2	5	0	0	.357
Mar 2	HARVARD	*of	5	1	1	0	0	0	0	0	0	0	0	0	0	0	1	1	0	0	.333
Mar 3	HARVARD	*of	3	1	3	0	0	0	0	0	1	0	1	0	0	0	0	1	0	0	.389
Mar 4	HARVARD	*of	5	2	1	1	0	0	0	0	0	0	0	0	0	0	0	1	1	0	.366
Mar 6	UC DAVIS	*of	4	1	2	0	0	0	0	0	1	0	0	0	0	0	0	1	0	0	.378
Mar 7	UC DAVIS	*of	4	0	1	1	1	0	0	1	1	0	0	0	0	0	2	0	0	1	.367
Mar 9	EASTERN MICHIGAN	*of	4	2	2	1	2	0	0	0	0	0	0	0	0	0	1	2	0	0	.377
Mar 10	EASTERN MICHIGAN	*of	5	2	2	3	1	0	0	0	0	0	0	0	1	0	1	1	0	0	.379
Mar 11	EASTERN MICHIGAN	*of	3	0	1	2	0	0	0	0	0	0	1	1	1	0	0	1	0	0	.377
Mar 13	at Rice	*of	5	0	1	0	0	0	0	0	0	0	0	0	0	0	1	3	0	0	.364
Mar 14	at Rice	*of	5	2	3	0	0	0	0	0	0	1	0	0	0	0	0	1	0	0	.380
Mar 16	WASHINGTON STATE	*of	4	0	1	0	0	0	0	0	0	0	0	0	0	0	0	0	0	0	.373
Mar 17	WASHINGTON STATE	*of	3	1	0	0	0	0	0	1	0	0	1	0	0	0	0	0	0	0	.359
Mar 17	WASHINGTON STATE	*of	5	1	1	1	0	0	0	0	0	0	0	0	0	0	0	2	0	0	.349
Mar 20	NEW MEXICO STATE	*of	4	1	1	0	1	0	0	0	0	1	1	0	0	0	0	0	0	0	.345
Mar 21	NEW MEXICO STATE	*of	6	0	2	0	0	0	0	0	0	0	0	0	0	0	1	4	0	0	.344
Mar 23	at Oregon State	*of	4	1	1	0	0	0	0	1	0	0	0	0	0	0	1	2	0	0	.340
Mar 24	at Oregon State	*of	5	0	2	0	0	0	0	0	0	0	0	0	0	1	0	3	0	0	.343
Mar 25	at Oregon State	*of	4	1	1	0	1	0	0	1	0	0	0	0	0	0	1	1	0	0	.340
Mar 30	STANFORD	*of	4	2	2	0	0	0	0	0	0	0	1	0	0	0	0	3	0	1	.345
Mar 31	STANFORD	*of	4	0	2	0	1	0	0	0	0	1	0	1	0	0	1	3	0	0	.351
Apr 1	STANFORD	*of	5	0	3	1	0	0	0	0	0	0	0	0	0	0	0	1	0	0	.361
Apr 4	at Utah Valley	*of	5	1	2	0	0	0	0	0	0	0	0	0	0	0	0	4	0	0	.363
Apr 5	at Utah	*of	5	1	1	1	0	0	0	0	0	0	0	0	1	0	1	7	0	0	.357
Apr 6	at Utah	*of	4	1	1	1	1	0	0	0	0	0	0	0	1	0	1	3	0	0	.353
Apr 7	at Utah	*of	4	1	2	0	0	0	0	1	0	0	0	0	0	0	0	4	0	0	.358
Apr 13	UCLA	*of	5	0	2	1	0	0	0	0	0	0	0	0	0	0	0	2	0	0	.359
Apr 14	UCLA	*of	4	0	0	0	0	0	0	1	0	0	0	0	0	0	0	3	0	1	.349
Apr 15	UCLA	*of	4	0	0	0	0	0	0	0	0	0	0	0	0	0	1	2	0	0	.340
Apr 17	at Arizona State	*of	4	1	0	0	0	0	0	0	0	0	1	0	0	0	1	6	0	0	.331
Apr 20	at Washington	*of	4	3	3	2	3	0	0	1	1	0	0	0	0	0	1	4	0	0	.342
Apr 21	at Washington	*of	4	2	1	0	0	0	0	1	1	0	0	0	0	0	0	1	0	0	.340
May 4	OREGON	*of	4	0	0	0	0	0	0	0	0	1	0	0	0	0	0	0	0	0	.331
May 5	OREGON	*of	4	2	1	1	0	0	0	1	0	0	0	0	0	0	0	0	0	0	.329
May 6	OREGON	*of	4	0	1	0	0	0	0	0	0	0	0	0	0	0	0	0	0	0	.328
May 11	at California	*of	4	0	1	0	0	0	0	1	0	0	0	0	0	0	1	3	0	0	.326
May 12	at California	*of	5	1	1	1	0	0	1	0	0	0	0	0	0	0	1	2	0	0	.322
May 13	at California	*of	5	0	0	0	0	0	0	0	0	0	0	0	0	0	2	5	0	0	.314
May 16	at Arizona State	*of	4	1	1	0	0	0	0	0	1	0	2	0	0	0	1	3	0	0	.312
May 18	at USC	*of	5	2	3	1	0	0	0	0	2	0	1	0	0	0	0	0	0	0	.320
May 19	at USC	*of	4	1	0	0	0	0	0	1	0	0	0	0	0	0	0	2	0	0	.313
May 20	at USC	*of	3	2	1	0	0	0	0	1	0	1	1	0	0	0	0	1	0	0	.314
May 25	ARIZONA STATE	*of	3	0	1	0	0	0	0	1	1	0	0	0	0	0	0	2	0	0	.314
May 26	ARIZONA STATE	*of	4	1	0	0	0	0	0	1	0	0	0	0	0	1	1	2	0	0	.308
May 27	ARIZONA STATE	*of	5	1	2	0	0	0	0	0	2	0	0	1	0	0	1	3	0	0	.310
Jun 01	MISSOURI	*of	5	3	3	4	1	1	0	0	0	0	0	0	1	0	0	1	0	0	.317
Jun 02	LOUISVILLE	*of	5	2	3	1	1	0	0	0	0	0	0	1	0	0	1	1	0	0	.323
Jun 03	LOUISVILLE	*of	4	3	2	3	0	1	0	2	1	0	0	0	0	0	0	1	1	0	.326
Jun 08	ST. JOHN'S	*of	5	1	2	1	0	0	0	0	1	0	0	0	0	0	1	3	0	0	.328
Jun 09	ST. JOHN'S	*of	1	2	0	0	0	0	0	3	0	0	1	1	0	0	0	1	0	0	.326
Totals		56gs	236	57	77	31	16	2	1	24	18	6	11	5	6	2	29	115	2	3	.326

On base pct. .404 • Slugging pct. .424

#44 Troupe, Mathew - 22 appearances (All games)

Date	Opponent	GS	IP	H	R	ER	BB	SO	2B	3B	HR	WP	BK	HBP	IBB	Score	W-L	Sv	ERA
Feb 21	UTAH VALLEY		1.2	1	0	0	0	2	0	1	0	0	0	0	0	12-6	0-0	0	0.00
Feb 24	AUBURN		2.0	4	0	0	0	2	0	0	0	0	0	0	0	8-1	0-0	0	0.00
Mar 3	HARVARD		1.1	1	0	0	0	2	0	0	0	0	0	0	0	3-1	0-0	1	0.00
Mar 4	HARVARD		1.0	1	0	0	0	2	0	0	0	0	0	0	0	13-2	0-0	1	0.00
Mar 7	UC DAVIS		2.0	1	1	0	0	2	1	0	0	0	0	1	0	6-4	1-0	1	0.00
Mar 11	EASTERN MICHIGAN		1.2	2	2	2	1	3	2	0	0	0	0	0	0	9-8	2-0	1	1.86
Mar 14	at Rice		2.0	2	2	2	3	4	1	0	0	0	0	0	0	8-5	2-0	2	3.09
Mar 17	WASHINGTON STATE		1.0	1	0	0	0	1	0	0	0	0	0	0	0	8-7	2-0	3	2.84
Mar 17	WASHINGTON STATE		0.2	1	1	1	0	1	1	0	0	1	0	0	0	12-9	2-0	3	3.38
Mar 23	at Oregon State		0.1	1	0	0	1	1	0	0	0	0	0	0	1	5-6	2-0	3	3.29
Mar 24	at Oregon State		1.0	1	0	0	0	1	1	0	0	0	0	0	0	5-4	2-0	4	3.07
Mar 25	at Oregon State		1.1	0	0	0	1	3	0	0	0	1	0	0	0	7-5	2-0	5	2.81
Apr 7	at Utah		2.1	2	0	0	1	3	0	0	0	1	0	0	0	11-7	2-0	6	2.45
Apr 15	UCLA		3.0	3	1	0	1	2	1	0	0	1	0	0	0	2-6	2-0	6	2.11
Apr 17	at Arizona State		0.0	2	4	4	2	0	1	0	0	0	0	1	0	8-12	2-1	6	3.80
Apr 22	at Washington		0.0	1	2	2	1	0	1	0	0	0	0	0	0	5-6	2-1	6	4.64
Apr 29	EAST TENNESSEE ST		1.0	2	1	1	0	1	0	0	0	0	0	1	0	21-6	2-1	6	4.84
May 4	OREGON		0.1	1	1	1	1	0	0	0	1	0	0	0	0	1-6	2-1	6	5.16
May 16	at Arizona State	*	5.0	2	0	0	3	6	0	1	0	0	0	0	0	10-2	3-1	6	4.23
May 20	at USC		2.2	3	0	0	0	3	0	0	0	0	0	1	0	6-1	3-1	6	3.86
May 27	ARIZONA STATE		1.1	3	1	1	2	0	0	0	0	0	0	0	0	8-7	3-1	6	3.98
Jun 08	ST. JOHN'S		0.2	1	0	0	0	0	0	0	0	0	0	0	0	7-6	4-1	6	3.90
Totals		1	32.1	36	16	14	17	39	9	2	1	4	0	4	1	175-117	4-1	6	3.90

#48 Wade, Konner - 19 appearances (All games)

Date	Opponent	GS	IP	H	R	ER	BB	SO	2B	3B	HR	WP	BK	HBP	IBB	Score	W-L	Sv	ERA
Feb 18	NORTH DAKOTA STA	*	7.1	2	2	2	2	13	0	0	1	0	2	1	0	2-8	0-0	0	2.45
Feb 25	AUBURN-1	*	6.2	7	2	1	3	10	1	0	0	0	0	1	0	15-4	1-0	0	1.93
Mar 3	HARVARD	*	7.2	3	1	0	5	10	0	0	0	0	0	2	0	3-1	2-0	0	1.25
Mar 10	EASTERN MICHIGAN	*	5.1	9	7	6	3	3	1	2	0	0	0	0	0	16-7	3-0	0	3.00
Mar 14	at Rice		3.0	0	0	0	0	3	0	0	0	0	0	0	0	8-5	3-0	0	2.70
Mar 17	WASHINGTON STATE	*	6.1	7	6	3	1	4	1	0	0	0	0	3	0	8-7	3-0	0	2.97
Mar 21	NEW MEXICO STATE		1.0	0	4	4	4	1	0	0	0	1	0	2	0	8-13	3-0	0	3.86
Mar 24	at Oregon State	*	7.2	7	3	3	4	1	3	1	0	0	0	1	0	5-4	3-0	0	3.80
Mar 31	STANFORD	*	9.0	3	2	1	1	7	1	0	0	0	0	1	0	4-2	4-0	0	3.33
Apr 6	at Utah	*	6.2	7	5	5	1	6	1	0	1	0	0	1	0	6-7	4-0	0	3.71
Apr 14	UCLA	*	3.0	10	6	5	1	1	0	0	0	0	0	1	0	3-15	4-1	0	4.24
Apr 21	at Washington	*	9.0	6	1	1	1	7	0	0	0	0	0	0	0	4-1	5-1	0	3.84
Apr 28	EAST TENNESSEE ST	*	7.1	8	3	3	1	7	3	0	0	0	0	2	0	6-4	6-1	0	3.83
May 5	OREGON	*	4.0	9	6	6	1	4	0	2	1	0	0	1	0	12-6	6-1	0	4.29
May 12	at California	*	9.0	3	1	1	4	7	1	0	1	0	1	2	0	4-1	7-1	0	3.97
May 19	at USC	*	5.1	6	8	8	2	5	1	0	0	0	0	3	0	4-8	7-2	0	4.48
May 26	ARIZONA STATE	*	3.0	7	6	6	0	2	3	0	0	0	0	1	0	7-9	7-3	0	4.88
Jun 02	LOUISVILLE	*	8.0	10	4	2	2	5	0	0	0	0	0	2	0	16-4	8-3	0	4.69
Jun 09	ST. JOHN'S	*	9.0	6	4	2	0	2	2	0	0	0	0	0	0	7-4	9-3	0	4.49
Totals		17	118.1	110	71	59	36	98	18	5	4	1	3	24	0	138-110	9-3	0	4.49

College Baseball Polls (End of Regular Season)

Baseball America			USA Today			NCBWA			Collegiate Baseball		
Team	W-L	Prv.	Team	W-L	Prv.	Team	W-L	Prv.	Team	W-L	Prv.
1 Florida	42-18	3	1 Florida	42-18	2	1 Florida	42-18	2	1 LSU	43-16	2
2 UCLA	42-14	9	2 Baylor	44-14	3	2 Baylor	44-14	3	2 South Carolina	40-17	3
3 Louisiana State	43-16	2	3 Florida State	43-15	1	3 Florida State	43-15	1	3 Florida	42-18	4
4 Baylor	44-14	6	4 UCLA	42-14	10	4 North Carolina	44-14	8	4 Florida St.	43-15	5
5 Florida State	43-15	1	5 North Carolina	44-14	5t	5 UCLA	42-14	10	5 Baylor	44-14	6
6 North Carolina	44-14	10	6 South Carolina	40-17	4	6 South Carolina	40-17	5	6 North Carolina	44-14	7
7 South Carolina	40-17	7	7 LSU	43-16	5t	7 Rice	40-17	4	7 UCLA	42-14	10
8 Rice	40-17	4	8 Texas A&M	42-16	8	8 LSU	43-16	7	8 Arizona	38-17	8
9 Texas A&M	42-16	8	9 Rice	40-17	7	9 Texas A&M	42-16	6	9 Rice	41-16	9
10 Oregon	42-17	5	10 Oregon	42-17	9	10 Stanford	38-16	11	10 Oregon	42-17	1
11 Kentucky	43-16	11	11 Arizona	38-17	13	11 Oregon	42-17	9	11 Texas A&M	42-16	11
12 Cal State Fullerton	35-19	12	12 Kentucky	43-16	12	12 Kentucky	43-16	12	12 Stanford	38-16	12
13 Arizona	38-17	13	13 Stanford	38-16	11	13 Arizona	38-17	13	13 Kentucky	43-16	13
14 Mississippi State	39-22	24	14 Purdue	44-12	16	14 Purdue	44-12	15	14 Cal State Fullerton	35-19	15
15 Purdue	44-12	18	15 Virginia	38-17-1	19	15 UCF	43-15	16	15 North Carolina St.	39-17	16
16 Oregon State	38-18	23	16 North Carolina St.	39-17	14t	16 Virginia	38-17-1	18	16 Purdue	44-12	18
17 Virginia	38-17	17	17 Oregon State	38-18	20	17 Oregon State	38-18	20	17 Mississippi State	39-22	21
18 North Carolina St.	39-17	15	18 Central Florida	43-15	17	18 Cal State Fullerton	35-19	19	18 Oregon St.	38-18	NR
19 Stanford	38-16	14	19 Cal State-Fullerton	35-19	18	19 N.C. State	39-17	17	19 Arkansas	39-19	14
20 Central Florida	41-14	19	20 Arkansas	39-19	14t	20 Arkansas	39-19	14	20 Arizona St.	36-20	17
21 Arizona State	36-20	16	21 Miami (Fla.)	36-21	21	21 Mississippi State	39-22	NR	21 Central Florida	43-15	19
22 Vanderbilt	33-26	NR	22 Mississippi State	39-22	25	22 Miami	36-21	21	22 Miami Fla.	36-21	23
23 Miami	36-21	NR	23 San Diego	40-15	23	23 Arizona State	36-20	22	23 Oklahoma	38-22	25
24 Pepperdine	34-21	NR	24 Georgia Tech	36-24	NR	24 Oklahoma	38-22	NR	24 Virginia	38-17-1	24
25 Stony Brook	46-11	NR	25 Louisville	39-20	22	25 Louisville	39-20	23	25 Kent St.	41-17	NR

Arizona and its 2012 opponents listed in **bold**.

Arizona Baseball Rankings By Week

Week	BA	USA Today	NCBWA	CB	RPI
Preseason	5	20	18	20	-
Feb. 20	8	-	18	22	-
Feb. 27	7	13	14	18	-
March 5	7	11	12	18	-
March 12	6	9	9	13	-
March 19	5	11	10	14	-
March 26	8	12	13	15	-
April 2	4	8	10	5	-
April 9	4	12	12	8	22
April 16	13	16	16	8	19
April 23	11	16	18	6	19
April 30	11	16	16	6	18
May 7	14	18	19	10	21
May 14	14	17	17	8	17
May 21	13	13	13	8	17
May 28	13	11	13	8	14

Arizona vs. Baseball America Top 25 (11-8)

Rankings below based on team's rank at time of game.

vs. No. 2 Stanford (3-0)

3/30: W, 8-7 3/31: W, 4-2 4/1: W, 6-2

vs. No. 8 Rice (1-1)

3/13: L, 5-1 3/14: W, 8-5

vs. No. 10 Oregon (1-2)

5/4: L, 6-1 5/5: W, 12-6 5/6: L, 3-1

vs. No. 17 UCLA (1-2)

4/13: W, 4-3 4/14: L, 15-3 4/15: L, 6-2

at No. 19 Oregon State (2-1)

3/23: L, 6-5 3/24: W, 6-5 3/25: W, 7-5

vs. No. 20/18/16 Arizona State (3-2)

4/17: L, 12-8 5/16: W, 10-2 5/25: W, 1-0 5/26: L, 9-8 5/27: W, 8-7

2012 Arizona Wildcats Baseball
North Dakota State at #5 Arizona
Feb 17, 2012 at Tucson, Ariz. (Hi Corbett Field)

North Dakota State 1 (0-1)**Arizona 3 (1-0)**

Player	ab	r	h	rbi	bb	so	po	a	lob
Tim Colwell cf	4	0	0	0	0	1	5	0	1
Nick Colwell 1b	4	0	1	0	0	0	7	0	1
Blake Turbak rf	4	0	1	0	0	3	0	0	0
Zach Wentz 3b	2	1	1	0	2	1	0	0	0
Wes Satzinger 2b	4	0	1	0	0	1	3	2	0
Tyler Steen c	3	0	0	0	0	2	3	2	4
Kirk Kenneally dh	3	0	0	1	0	1	0	0	0
Kyle Kleinendorst lf	4	0	0	0	0	1	4	0	2
Max Casper ss	4	0	2	0	0	0	2	2	0
John Straka p	0	0	0	0	0	0	0	0	0
Simon Anderson p	0	0	0	0	0	0	0	0	0
Totals	32	1	6	1	2	10	24	6	8

Score by Innings	1	2	3	4	5	6	7	8	9	R	H	E
North Dakota State	0	0	0	0	0	1	0	0	0	1	6	0
Arizona	3	0	0	0	0	0	0	X		3	7	1

E - Mejia, A.. DP - ARIZ 1. LOB - NDSU 8; ARIZ 5. 2B - Turbak; Field, J. 2. 3B - Casper; Field, J.. HBP - Steen. SF - Kenneally; Mejias-Brean. SB - Refsnyder. CS - Mejia, A..

North Dakota State	ip	h	r	er	bb	so	ab	bf
John Straka	5.0	5	3	3	2	1	18	21
Simon Anderson	3.0	2	0	0	0	3	11	11

Arizona	ip	h	r	er	bb	so	ab	bf
Heyer, Kurt	7.0	5	1	1	2	7	25	29
Manthei, Stephen	2.0	1	0	0	0	3	7	7

Win - Heyer, K. (1-0). Loss - Straka (0-1). Save - Manthei, S. (1).
 WP - Straka. HBP - by Heyer, K. (Steen).

Umpires - HP: Steven Corvi 1B: Jason Rogers 3B: Jake Uhlenhopp
 Start: 6:16 pm Time: 2:22 Attendance: 3997
 Weather: Mid 50s, Mostly Cloudy

2012 Arizona Wildcats Baseball
North Dakota State at #5 Arizona
Feb 18, 2012 at Tucson, Ariz. (Hi Corbett Field)

North Dakota State 8 (1-1)**Arizona 2 (1-1)**

Player	ab	r	h	rbi	bb	so	po	a	lob
Tim Colwell cf	4	0	0	0	1	0	1	0	1
Nick Colwell 1b	3	1	1	0	2	2	8	2	0
Blake Turbak rf	4	1	1	0	1	3	0	0	0
Zach Wentz 3b	5	1	2	1	0	3	0	3	1
Wes Satzinger 2b	3	1	1	1	0	2	2	2	0
Tyler Steen c	4	0	1	0	0	1	5	1	2
Kirk Kenneally dh	2	2	0	0	1	2	0	0	0
Kyle Kleinendorst lf	3	2	1	3	1	1	5	0	1
Max Casper ss	3	0	0	0	1	1	4	0	0
Luke Anderson p	0	0	0	0	0	0	2	1	0
Kyle Kingsley p	0	0	0	0	0	0	0	0	0
Totals	31	8	7	5	6	13	27	13	5

Score by Innings	1	2	3	4	5	6	7	8	9	R	H	E
North Dakota State	0	0	0	0	2	0	0	6	0	8	7	0
Arizona	0	0	2	0	0	0	0	0	0	2	4	2

E - Moore, R.(1); Cunningham. DP - NDSU 1; ARIZ 1. LOB - NDSU 5; ARIZ 5. 2B - Wentz(1); Field, J.(3). HR - Kleinendorst(1). HBP - Kenneally. SH - Turbak(1). SB - T. Colwell(1); Satzinger(1); Rickard, J.(1); Refsnyder 3(4). CS - Wentz(1); Field, J.(1). Reached on CI - Satzinger.

North Dakota State	ip	h	r	er	bb	so	ab	bf
Luke Anderson	7.0	2	2	2	5	3	21	26
Kyle Kingsley	2.0	2	0	0	0	2	8	8

Arizona	ip	h	r	er	bb	so	ab	bf
Wade, Konner	7.1	2	2	2	2	13	23	28
Littleman, Vincent	0.0	0	1	1	1	0	0	1
Manthei, Stephen	0.0	2	2	0	0	0	2	2
Cunningham, Nick	0.1	1	3	3	0	0	2	5
Crawford, Tyler	1.1	2	0	0	0	0	4	4

Win - L. Anderson (1-0). Loss - Littleman (0-1). Save - None.
 WP - L. Anderson; Cunningham. HBP - by Wade, K. (Kenneally). BK - Wade, K. 2. CI - Moore, R..

Umpires - HP: Jason Rogers 1B: Jake Uhlenhopp 3B: Steven Corvi
 Start: 4:03 pm Time: 2:58 Attendance: 2920
 Weather: Low 60s, Mostly Clear
 Littleman faced 1 batter in the 8th.
 Manthei, S. faced 2 batters in the 8th.

2012 Arizona Wildcats Baseball
North Dakota State at #5 Arizona
Feb 19, 2012 at Tucson, Ariz. (Hi Corbett Field)

North Dakota State 0 (1-2)**Arizona 8 (2-1)**

Player	ab	r	h	rbi	bb	so	po	a	lob
Tim Colwell cf	3	0	0	0	0	0	5	0	1
Nick Anderson ph/lf	1	0	0	0	0	0	0	0	0
Nick Colwell 1b	3	0	0	0	0	2	9	1	0
Kirk Kenneally 1b	0	0	0	0	0	1	0	0	0
Nick Altavilla ph	1	0	0	0	1	0	0	0	0
Blake Turbak rf	3	0	1	0	0	1	0	0	0
Ben Herauf ph	1	0	0	0	0	0	0	0	0
Zach Wentz p/dh	3	0	1	0	0	1	0	2	0
Trevor Jaunich p	1	0	0	0	0	0	1	0	0
Wes Satzinger 2b	2	0	1	0	0	0	1	2	0
Tyler Steen c	3	0	0	0	0	0	1	2	1
Michael Leach c	0	0	0	0	0	0	1	0	0
John Skrbec 3b	3	0	1	0	0	1	1	0	0
Kyle Kleinendorst lf/cf	3	0	0	0	0	0	3	1	2
Max Casper ss	3	0	1	0	0	0	2	1	0
Anthony Kliniske p	0	0	0	0	0	0	0	0	0
Bryant Larson p	0	0	0	0	0	0	0	0	0
David Ernst p	0	0	0	0	0	0	0	1	0
Totals	30	0	5	0	0	6	24	11	4

Score by Innings	1	2	3	4	5	6	7	8	9	R	H	E
North Dakota State	0	0	0	0	0	0	0	0	0	0	5	2
Arizona	1	0	0	0	0	2	2	3	X	8	11	0

E - Casper 2(2). DP - NDSU 1; ARIZ 1. LOB - NDSU 4; ARIZ 11. 2B - Rickard, J.(1); Refsnyder 2(2);
 Mejias-Brean(1). HBP - Field, J.; Mejias-Brean; Dixon, B.. SH - Satzinger(1); Gilbert, T.(1). SF - Brown,
 B.(1); Dixon, B.(1). SB - Rickard, J.(2); Refsnyder(5); Field, J. 2(2).

North Dakota State	ip	h	r	er	bb	so	ab	bf
Zach Wentz	5.0	3	1	1	2	2	19	21
Anthony Kliniske	0.2	1	2	2	1	1	2	5
Bryant Larson	0.1	3	2	2	1	0	5	6
David Ernst	1.0	0	0	0	0	0	2	3
Trevor Jaunich	1.0	4	3	3	0	1	5	8

Arizona	ip	h	r	er	bb	so	ab	bf
Farris, James	9.0	5	0	0	0	6	30	31

Win - Farris, J. (1-0). Loss - Wentz (0-1). Save - None.
 HBP - by Kliniske (Field, J.); by Ernst (Dixon, B.); by Jaunich (Mejias-Brean). PB - Steen 2(2).

Umpires - HP: Jake Uhlenhopp 1B: Steven Corvi 3B: Jason Rogers
 Start: 12:04 pm Time: 2:42 Attendance: 1953
 Weather: Mid 60s, Partly Cloudy, Breezy
 Larson faced 3 batters in the 7th.

2012 Arizona Wildcats Baseball
Utah Valley at #8 Arizona
Feb 21, 2012 at Tucson, Ariz. (Hi Corbett Field)

Utah Valley 6 (1-3)**Arizona 12 (3-1)**

Player	ab	r	h	rbi	bb	so	po	a	lob
RICKENBACH, Jake 3b	4	2	3	0	1	0	2	1	0
MOYSH, Sean cf	5	1	2	1	0	1	0	1	0
BURGESS, Billy dh	3	0	0	0	1	1	0	0	1
HEAPS, Austin rf	4	1	0	0	0	2	0	0	0
KALLUNKI, Goose 1b	4	2	3	2	0	0	9	1	0
HATCH, Kai ss	4	0	2	2	0	1	2	3	0
ZOLLINGER, Court c	3	0	0	0	0	2	6	0	0
EXON, Alex ph	1	0	1	1	0	0	0	0	0
BERG, Taylor c	0	0	0	0	0	0	0	0	0
PRATT, Willie lf	4	0	1	0	0	2	2	0	1
McWHORTER, Cole 2b	4	0	0	0	0	1	1	5	0
GUNN, Adam p	0	0	0	0	0	0	1	0	0
CHADWICK, Ryan p	0	0	0	0	0	0	0	0	0
CAMPBELL, Justin p	0	0	0	0	0	0	0	0	0
MICKOLIO, Kole p	0	0	0	0	0	0	0	0	0
BRIMHALL, Craig p	0	0	0	0	0	0	0	0	0
BARTO, Jeff p	0	0	0	0	0	0	0	1	0
SWENSON, Josh p	0	0	0	0	0	0	0	0	0
MANGUM, Taylor p	0	0	0	0	0	0	0	0	0
Totals	36	6	12	6	2	10	24	11	5

Score by Innings	1	2	3	4	5	6	7	8	9	R	H	E
Utah Valley	3	0	1	1	0	0	0	1	0	6	12	3
Arizona	0	1	0	1	2	6	0	2	X	12	12	1

E - KALLUNKI, G(1); HATCH, K 2(2); Hale, T.. DP - UVU 1; ARIZ 1. LOB - UVU 5; ARIZ 11. 2B - MOYSH, S(2); HATCH, K(2); PRATT, W(1); Rickard, J.(2). 3B - EXON, A(1). HBP - Refsnyder; Dixon, B.. SF - Moore, R.(1). SB - Rickard, J.(3); Dixon, B. 3(3). CS - MOYSH, S(1); Mejia, A.(2).

Utah Valley	ip	h	r	er	bb	so	ab	bf
GUNN, Adam	4.0	6	4	3	4	6	18	22
CHADWICK, Ryan	1.0	1	1	1	1	0	4	6
CAMPBELL, Justin	0.0	1	3	3	1	0	1	3
MICKOLIO, Kole	0.0	1	2	1	1	0	1	2
BRIMHALL, Craig	0.0	0	0	0	0	0	0	1
BARTO, Jeff	1.0	0	0	0	0	1	2	2
SWENSON, Josh	1.0	1	0	0	1	0	4	5
MANGUM, Taylor	1.0	2	2	2	1	0	5	6

Arizona	ip	h	r	er	bb	so	ab	bf
Hale, Tyler	2.1	7	4	4	2	2	13	15
Long, Lucas	5.0	4	2	2	0	6	17	17
Troupe, Mathew	1.2	1	0	0	0	2	6	6

Win - Long, L. (1-0). Loss - CAMPBELL, J (0-1). Save - None.
 WP - Hale, T. 2. HBP - by CAMPBELL, J (Refsnyder); by BRIMHALL, C (Dixon, B.). BK - GUNN, A. PB - ZOLLINGER, C 2(2).

Umpires - HP: Jeff Macias 1B: Jake Uhlenhopp 3B: Patrick Riley
 Start: 5:02 pm Time: 3:35 Attendance: 1694
 Weather: Upper 60s, Clear
 GUNN, A faced 2 batters in the 5th.
 CHADWICK, R faced 1 batter in the 6th.
 CAMPBELL, J faced 3 batters in the 6th.
 MICKOLIO, K faced 2 batters in the 6th.

**2012 Arizona Wildcats Baseball
Auburn at #8 Arizona
Feb 24, 2012 at Tucson, Ariz. (Hi Corbett Field)**

Auburn 1 (3-3)**Arizona 8 (4-1)**

Player	ab	r	h	rbi	bb	so	po	a	lob
Bobby Andrews lf	5	0	0	0	0	2	4	0	2
Jay Gonzalez rf	5	0	2	0	0	2	5	0	0
Ryan Tella cf	5	0	1	0	0	1	4	0	2
Garrett Cooper 1b	3	0	1	0	1	0	4	0	1
Creede Simpson 2b	4	1	2	0	0	0	2	3	
Cullen Wacker dh	4	0	2	0	0	0	0	0	0
Dan Glevenyak ss	3	0	1	0	0	0	2	1	2
Jarred Smith 3b	2	0	0	0	0	0	0	0	0
Zach Alvord ph/3b	2	0	1	0	0	1	0	0	0
Blake Austin c	2	0	0	0	0	0	3	0	1
Kody Ortman ph	1	0	0	0	0	0	0	0	0
Caleb Bowen c	1	0	0	0	0	0	2	0	0
Derek Varnadore p	0	0	0	0	0	0	0	0	0
Chase Williamson p	0	0	0	0	0	0	0	1	0
Totals	37	1	10	0	1	6	24	4	11

Score by Innings	1	2	3	4	5	6	7	8	9	R	H	E
Auburn	0	1	0	0	0	0	0	0	0	1	10	0
Arizona	0	5	1	0	0	1	0	1	X	8	14	2

E - Mejia, A.(2); Mejias-Brean(1). DP - ARIZ 1. LOB - AUB 11; ARIZ 7. 2B - Mejia, A.(1); Mejias-Brean 2(3); Dixon, B. 2(2). 3B - Refsnyder(1). HR - Mejia, A.(1). SH - Glevenyak, D(2). SF - Rickard, J.(1). SB - Tella, R.(1); Gilbert, T.(1); Dixon, B.(4).

Auburn	ip	h	r	er	bb	so	ab	bf
Derek Varnadore	6.0	11	7	7	1	3	28	30
Chase Williamson	2.0	3	1	1	0	2	9	9

Arizona	ip	h	r	er	bb	so	ab	bf
Heyer, Kurt	7.0	6	1	0	1	4	27	29
Troupe, Mathew	2.0	4	0	0	0	2	10	10

Win - Heyer, K. (2-0). Loss - Varnadore, D (1-1). Save - None.
WP - Williamson,C. BK - Varnadore, D 2(2). PB - Moore, R.(1).

Umpires - HP: Patrick Riley 1B: Steven Corvi 3B: Jake Uhlenhopp
Start: 5:59 pm Time: 2:30 Attendance: 2470
Weather: Low 70s, Clear

**2012 Arizona Wildcats Baseball
Auburn at #8 Arizona (Game 1)
Feb 25, 2012 at Tucson, Ariz. (Hi Corbett Field)**

Auburn 4 (3-4)**Arizona 15 (5-1)**

Player	ab	r	h	rbi	bb	so	po	a	lob
Bobby Andrews lf	4	0	0	0	0	3	2	1	2
Jarred Smith ph	1	0	0	0	0	0	0	0	0
Jay Gonzalez rf	4	0	1	0	1	0	2	0	0
Ryan Tella cf	4	0	2	0	1	1	2	1	0
Creede Simpson 2b	4	1	0	0	1	0	1	2	4
Garrett Cooper 1b	1	1	0	0	0	0	4	0	0
Patrick Savage ph/1b	1	0	0	0	1	0	2	1	0
Cullen Wacker dh	3	0	2	0	0	1	0	0	2
Tanner Cimo ph	1	0	0	0	1	0	0	0	0
Dan Glevenyak ss	4	0	0	0	3	1	3	0	0
Zach Alvord 3b	4	1	0	1	0	2	2	1	0
Caleb Bowen c	3	0	2	1	0	0	6	0	0
Kody Ortman c	1	1	1	2	0	0	0	0	0
Slade Smith p	0	0	0	0	0	0	0	0	0
Zach Blatt p	0	0	0	0	0	0	0	0	0
Ethan Wallen p	0	0	0	0	0	0	0	0	0
Totals	35	4	8	4	4	11	24	9	9

Player	ab	r	h	rbi	bb	so	po	a	lob
Rickard, Joey cf	5	2	3	0	0	0	1	0	0
Mejia, Alex ss	5	3	3	3	0	0	1	0	4
Refsnyder, Robert rf	4	3	2	2	1	0	1	0	0
Field, Johnny lf	4	2	2	3	1	1	0	0	0
Mejias-Brean, Seth 3b	4	2	1	1	0	1	2	3	0
Gilbert, Trent 2b	5	1	1	2	0	1	2	3	0
Moore, Riley c	4	0	3	3	1	0	11	2	0
Dixon, Brandon 1b	5	0	0	0	0	1	10	0	4
Brown, Bobby dh	3	1	1	0	0	0	0	0	1
Maggi, Joseph ph	1	1	1	0	0	0	0	0	0
Wade, Konner p	0	0	0	0	0	0	0	1	0
Long, Lucas p	0	0	0	0	0	0	0	0	0
Totals	40	15	17	14	3	5	27	13	5

Score by Innings	1	2	3	4	5	6	7	8	9	R	H	E
Auburn	0	1	0	1	0	0	0	0	2	4	8	1
Arizona	2	0	5	3	0	0	0	5	X	15	17	4

E - Tella, R.(3); Mejia, A. 2(4); Mejias-Brean(2); Wade, K.(1). DP - ARIZ 1. LOB - AUB 9; ARIZ 5. 2B - Bowen, C.(1); Rickard, J.(3); Refsnyder(3); Moore, R.(1). 3B - Refsnyder(2); Moore, R.(1). HR - Ortman, K.(2); Mejia, A.(2). HBP - Cooper, G.. SF - Mejias-Brean(2). SB - Tella, R.(2); Rickard, J. 2(5); Refsnyder(6); Field, J.(3). CS - Gonzalez, J.(2); Wacker, C.(1).

Auburn	ip	h	r	er	bb	so	ab	bf
Slade Smith	2.2	7	7	7	1	2	15	16
Zach Blatt	4.2	7	5	5	2	3	19	22
Ethan Wallen	0.2	3	3	0	0	0	6	6

Arizona	ip	h	r	er	bb	so	ab	bf
Wade, Konner	6.2	7	2	1	3	10	26	30
Long, Lucas	2.1	1	2	1	1	1	9	10

Win - Wade, K. (1-0). Loss - Smith, S. (0-2). Save - None.
WP - Smith, S.(2); Blatt, Z. 4(4); Long, L.(1). HBP - by Wade, K. (Cooper, G.).

Umpires - HP: Steven Corvi 1B: Jake Uhlenhopp 3B: Patrick Riley
Start: 1:58 pm Time: 2:44 Attendance:
Weather: High 70s, Sunny, Breezy

**2012 Arizona Wildcats Baseball
Auburn at #8 Arizona (Game 2)
Feb 25, 2012 at Tucson, Ariz. (Hi Corbett Field)**

Auburn 8 (4-4)**Arizona 3 (5-2)**

Player	ab	r	h	rbi	bb	so	po	a	lob
Jay Gonzalez rf	4	0	0	0	1	0	1	0	2
Creede Simpson 2b	4	1	2	1	1	0	0	5	0
Ryan Tella cf	4	1	2	1	1	0	0	0	1
Garrett Cooper 1b	5	1	2	1	0	0	16	0	2
Cullen Wacker lf	4	1	1	0	0	0	1	0	1
Kody Ortman dh	2	0	0	0	0	0	0	0	0
Bobby Andrews ph/dh	1	0	0	0	0	0	0	2	
Patrick Savage ph	1	0	0	0	0	0	0	0	0
Dan Glevenyak ss	4	2	2	1	0	0	1	3	0
Zach Alvord 3b	4	0	2	1	0	0	1	4	0
Blake Austin c	5	2	3	2	0	0	7	1	1
Daniel Koger p	0	0	0	0	0	0	0	2	0
Jay Wade p	0	0	0	0	0	0	0	0	0
Justin Bryant p	0	0	0	0	0	0	0	0	0
Totals	38	8	14	7	3	0	27	15	10

Player	ab	r	h	rbi	bb	so	po	a	lob
Rickard, Joey cf	4	0	0	1	1	2	5	0	0
Mejia, Alex ss	5	0	1	0	0	1	2	7	0
Refsnyder, Robert rf	4	0	1	0	1	0	2	0	0
Field, Johnny lf	5	0	1	0	0	1	3	0	4
Mejias-Brean, Seth 3b	3	0	0	0	1	0	1	4	1
Gilbert, Trent 2b	3	0	0	0	1	1	4	1	0
Dixon, Brandon 1b	2	0	0	0	0	1	6	2	2
Maggi, Joseph ph/1b	1	1	1	0	1	0	3	0	0
Berger, Jordan c	4	1	2	0	0	0	0	1	1
Parmenter, Tyler dh	2	0	0	0	0	1	0	0	0
Brown, Bobby ph/dh	2	1	1	2	0	0	0	0	2
Farris, James p	0	0	0	0	0	0	1	0	0
Manthei, Stephen p	0	0	0	0	0	0	0	0	0
Cunningham, Nick p	0	0	0	0	0	0	0	0	0
Littleman, Vincent p	0	0	0	0	0	0	0	2	0
Totals	35	3	7	3	5	7	27	17	10

Score by Innings	1	2	3	4	5	6	7	8	9	R	H	E
Auburn	2	2	0	1	2	0	1	0	0	8	14	5
Arizona	0	0	0	0	0	0	3	0	0	3	7	3

E - Simpson, C. 2(2); Wacker, C.(1); Glevenyak, D(1); Alvord, Z.(2); Mejia, A.(5); Berger, J.; Manthei, S.(1). DP - AUB 1. LOB - AUB 10; ARIZ 10. 2B - Glevenyak, D(1). 3B - Glevenyak, D(1); Austin, B.(1); Brown, B.(1). HBP - Wacker, C.; Andrews, B.. SH - Alvord, Z.(1). SF - Glevenyak, D(1). SB - Simpson, C.(5); Tella, R.(3); Andrews, B.(6); Austin, B. 2(2). CS - Tella, R.(1); Alvord, Z.(1); Rickard, J.(1).

Auburn	ip	h	r	er	bb	so	ab	bf
Daniel Koger	6.0	2	0	0	3	3	20	23
Jay Wade	0.1	2	3	3	1	1	3	4
Justin Bryant	2.2	3	0	0	1	3	12	13

Arizona	ip	h	r	er	bb	so	ab	bf
Farris, James	3.1	7	5	5	2	0	16	19
Manthei, Stephen	1.0	1	2	2	0	0	3	6
Cunningham, Nick	1.2	4	1	1	1	0	9	10
Littleman, Vincent	3.0	2	0	0	0	0	10	10

Win - Koger, D. (1-0). Loss - Farris, J. (1-1). Save - None.
HBP - by Manthei, S. (Wacker, C.); by Manthei, S. (Andrews, B.). BK - Koger, D.(1); Farris, J.(1).

Umpires - HP: Jake Uhlenhopp 1B: Patrick Riley 3B: Steven Corvi
Start: 5:25 pm Time: 3:23 Attendance: 1362
Weather: Upper 60s, Clear
Cunningham faced 2 batters in the 7th.

**2012 Arizona Wildcats Baseball
Harvard at #7 Arizona
Mar 2, 2012 at Tucson, Ariz. (Hi Corbett Field)**

Harvard 1 (0-1)**Arizona 7 (6-2)**

Player	ab	r	h	rbi	bb	so	po	a	lob
Martin, Mike cf	4	0	1	0	0	3	6	0	1
Colton, Jack lf	4	0	1	0	0	2	1	1	0
Reynolds, Jeff 2b	4	0	1	0	0	0	2	3	0
Way, Marcus 1b	4	0	1	0	0	1	9	0	0
Ferreira, Andrew dh	4	0	0	0	3	0	0	2	
Kregel, Brandon rf	4	1	1	1	0	2	1	0	0
Saathoff, Nick 3b	3	0	0	0	0	1	1	1	0
McGulgan, Jake ss	3	0	0	0	0	1	0	3	0
Smart, Jon c	3	0	1	0	0	1	4	0	0
Suter, Brent p	0	0	0	0	0	0	0	2	0
Hulse, Conner p	0	0	0	0	0	0	0	0	0
Doyle, Matt p	0	0	0	0	0	0	0	0	0
Olson, Zack p	0	0	0	0	0	0	0	0	0
Totals	33	1	6	1	0	14	24	10	5

Player	ab	r	h	rbi	bb	so	po	a	lob
Rickard, Joey cf	5	1	1	0	0	1	1	0	2
Mejia, Alex ss	3	0	0	0	0	0	0	3	1
Refsnyder, Robert rf	4	0	2	1	0	1	3	0	0
Field, Johnny lf	4	3	3	0	0	0	1	0	0
Mejias-Brean, Seth 3b	4	2	1	1	0	0	0	2	0
Gilbert, Trent 2b	4	1	2	3	0	1	0	2	0
Moore, Riley c	3	0	1	1	1	0	12	2	1
Dixon, Brandon 1b	4	0	2	0	0	0	10	0	0
Brown, Bobby dh	4	0	1	0	0	1	0	0	2
Heyer, Kurt p	0	0	0	0	0	0	0	0	0
Totals	35	7	13	6	1	4	27	9	6

Score by Innings	1	2	3	4	5	6	7	8	9	R	H	E
------------------	---	---	---	---	---	---	---	---	---	---	---	---

2012 Arizona Wildcats Baseball
Harvard at #7 Arizona
Mar 3, 2012 at Tucson, Ariz. (Hi Corbett Field)

Harvard 1 (0-2)**Arizona 3 (7-2)**

Player	ab	r	h	rbi	bb	so	po	a	lob	Player	ab	r	h	rbi	bb	so	po	a	lob
Martin, Mike cf	4	1	1	0	0	2	3	0	0	Rickard, Joey cf	3	1	3	0	0	0	1	0	0
Colton, Jack lf	4	0	1	0	0	1	2	0	0	Mejia, Alex ss	3	0	1	0	0	0	1	3	0
Reynolds, Jeff 2b/3b	2	0	0	0	1	0	4	0	0	Refsnyder, Robert rf	4	0	1	1	0	0	2	1	1
Way, Marcus 1b	3	0	0	1	1	2	11	0	1	Field, Johnny lf	4	0	0	0	0	0	0	0	2
Anderson, Tanner 1b	0	0	0	0	0	0	0	0	0	Mejias-Brean, Seth 3b	4	1	1	0	0	0	0	3	0
Ferreira, Andrew dh	1	0	1	0	2	0	0	0	0	Gilbert, Trent 2b	4	0	1	0	0	1	1	1	0
Timoney, Matt pr	0	0	0	0	0	0	0	0	0	Moore, Riley c	3	1	2	1	1	0	12	1	0
Wineski, Robert ph	1	0	0	0	0	1	0	0	2	Dixon, Brandon 1b	4	0	1	1	0	0	10	0	4
Dill, Steven c	3	0	1	0	0	1	1	0	0	Maggi, Joseph dh	3	0	0	0	0	0	0	0	1
McGuiggan, Jake ss	3	0	0	0	1	2	2	3	0	Wade, Konner p	0	0	0	0	0	0	0	0	0
Saathoff, Nick 3b	1	0	0	0	1	1	3	0	0	Troupe, Mathew p	0	0	0	0	0	0	0	0	0
Kremers, Jacob ph	1	0	0	0	0	1	0	0	0	Totals	32	3	10	3	1	1	27	9	8
Larrow, Kyle 2b	2	0	0	0	0	0	2	0	2										
Bailey, Carlton rf	3	0	0	0	0	1	1	0	2										
Novak, Joey p	0	0	0	0	0	0	1	3	0										
Davis, Baron p	0	0	0	0	0	0	0	0	0										
Olson, Zack p	0	0	0	0	0	0	0	0	0										
Totals	28	1	4	1	5	12	24	13	7										

Score by Innings	1	2	3	4	5	6	7	8	9	R	H	E
Harvard	0	0	0	0	0	0	1	0	0	1	4	1
Arizona	0	0	0	2	0	0	1	0	X	3	10	1

E - Saathoff(1); Wade, K.(2). DP - HARV 2; ARIZ 4. LOB - HARV 7; ARIZ 8. 2B - Moore, R.(2); Dixon, B.(4). HBP - Reynolds; Dill; Rickard, J.. SH - Mejia, A.(2). SB - Martin(1); Rickard, J.(6); Mejias-Brean(2).

Harvard	ip	h	r	er	bb	so	ab	bf	Arizona	ip	h	r	er	bb	so	ab	bf
Novak, Joey	5.0	6	2	0	0	0	19	21	Wade, Konner	7.2	3	1	0	5	10	24	31
Davis, Baron	2.0	3	1	1	1	0	9	10	Troupe, Mathew	1.1	1	0	0	0	2	4	4
Olson, Zack	1.0	1	0	0	0	1	4	4									

Win - Wade, K. (2-0). Loss - Novak (0-1). Save - Troupe, M. (1).
HBP - by Wade, K. (Reynolds); by Novak (Rickard, J.); by Wade, K. (Dill). PB - Dill.

Umpires - HP: Jared Ferrans 1B: Blake Jensen 3B: Steve Mattingly
Start: 3:59 pm Time: 2:14 Attendance: 2187
Weather: Upper 60s, Clear

2012 Arizona Wildcats Baseball
Harvard at #7 Arizona
Mar 4, 2012 at Tucson, Ariz. (Hi Corbett Field)

Harvard 2 (0-3)**Arizona 13 (8-2)**

Player	ab	r	h	rbi	bb	so	po	a	lob	Player	ab	r	h	rbi	bb	so	po	a	lob
Martin, Mike cf	4	0	1	0	0	1	5	0	0	Rickard, Joey cf	5	2	1	1	0	0	1	1	0
Bailey, Carlton rf	4	0	0	0	0	0	1	0	0	Mejia, Alex ss	4	2	2	2	0	1	2	4	0
Reynolds, Jeff 3b/ss	4	1	1	0	0	0	2	0	0	Refsnyder, Robert rf	4	3	1	1	1	0	2	0	0
Ferreira, Andrew dh	3	1	1	1	0	0	0	0	1	Field, Johnny lf	4	2	3	2	1	0	2	0	0
Colton, Jack lf	4	0	2	0	0	0	2	0	0	Mejias-Brean, Seth 3b	4	1	1	2	1	0	0	2	0
Larrow, Kyle 2b	4	0	2	0	0	1	4	3	0	Gilbert, Trent 2b	3	1	2	2	0	0	1	2	1
Wineski, Robert 1b	4	0	1	1	0	2	5	1	0	Lopez, David ph/2b	1	0	0	1	1	0	0	0	0
Smart, Jon c	2	0	0	0	0	2	4	1	0	Moore, Riley c	3	0	0	1	1	1	8	2	1
Dill, Steven ph/c	2	0	1	0	0	1	0	0	1	Dixon, Brandon 1b	5	1	1	0	0	1	11	0	4
McGuiggan, Jake ss	2	0	0	0	0	1	1	2	1	Maggi, Joseph dh	3	1	2	0	1	0	0	0	0
Saathoff, Nick ph/3b	1	0	0	0	0	0	1	1	1	Farris, James p	0	0	0	0	0	0	0	1	0
Kremers, Jacob p	0	0	0	0	0	0	0	1	0	Lopez, Michael p	0	0	0	0	0	0	0	0	0
Anderson, Tanner p	0	0	0	0	0	0	1	0	0	Troupe, Mathew p	0	0	0	0	0	0	0	0	0
Timoney, Matt p	0	0	0	0	0	0	0	0	0	Totals	36	13	13	12	6	3	27	12	7
Hulse, Conner p	0	0	0	0	0	0	0	1	0										
Doyle, Matt p	0	0	0	0	0	0	0	0	0										
Totals	34	2	9	2	1	8	24	12	6										

Score by Innings	1	2	3	4	5	6	7	8	9	R	H	E
Harvard	0	1	0	0	0	1	0	0	0	2	9	6
Arizona	2	0	1	1	4	4	0	1	X	13	13	0

E - Colton(1); Larrow(1); McGuiggan 2(2); Kremers 2(2). LOB - HARV 6; ARIZ 7. 2B - Reynolds(1); Colton(1); Dixon, B.(5). 3B - Field, J.(2); Gilbert, T.(1). SF - Mejia, A.(1); Moore, R.(2). SB - Refsnyder(7); Field, J.(5); Mejias-Brean(3). CS - Field, J.(2); Maggi, J.(1).

Harvard	ip	h	r	er	bb	so	ab	bf	Arizona	ip	h	r	er	bb	so	ab	bf
Kremers, Jacob	3.0	3	3	0	1	1	11	13	Farris, James	7.0	8	2	2	1	6	27	28
Anderson, Tanner	1.2	4	5	1	1	0	9	11	Lopez, Michael	1.0	0	0	0	0	0	3	3
Timoney, Matt	0.2	3	3	3	0	0	5	5	Troupe, Mathew	1.0	1	0	0	0	2	4	4
Hulse, Conner	1.2	2	1	1	3	2	7	10									
Doyle, Matt	1.0	1	1	1	1	0	4	5									

Win - Farris, J. (2-1). Loss - Kremers (0-1). Save - None.
BK - Timoney(1).

Umpires - HP: Blake Jensen 1B: Steve Mattingly 3B: Jared Ferrans
Start: 10:58 am Time: 2:37 Attendance: 1745
Weather: Upper 70s, Sunny
Farris, J. faced 1 batter in the 8th.

2012 Arizona Wildcats Baseball
UC Davis at #7 Arizona
Mar 6, 2012 at Tucson, Ariz. (Hi Corbett Field)

UC Davis 0 (6-6)**Arizona 6 (9-2)**

Player	ab	r	h	rbi	bb	so	po	a	lob	Player	ab	r	h	rbi	bb	so	po	a	lob
Morgan, Brett cf	4	0	0	0	0	2	0	0	0	Rickard, Joey cf	4	1	2	0	0	0	1	0	0
Allgrove, Ryan 2b	4	0	0	0	0	1	0	4	0	Mejia, Alex ss	4	0	1	0	0	0	0	5	3
Politi, Paul 3b	4	0	1	0	0	1	2	4	0	Refsnyder, Robert rf	4	1	2	1	0	0	0	0	0
Brann, Spencer c	4	0	1	0	0	1	3	1	1	Field, Johnny lf	3	2	1	0	1	1	1	0	0
Barker, Kevin rf	3	0	0	0	2	2	1	0	0	Mejias-Brean, Seth 3b	4	1	1	2	0	0	0	2	1
Mazzara, Mike ph	1	0	0	0	0	0	0	0	0	Gilbert, Trent 2b	4	0	2	2	0	0	1	6	0
Williams, John lf	3	0	0	0	0	0	1	0	0	Moore, Riley c	3	1	1	0	0	0	8	1	0
Logan, Austin 1b	3	0	2	0	0	1	15	0	0	Dixon, Brandon 1b	3	0	0	0	0	2	14	1	0
March, Austin dh	3	0	2	0	0	0	0	0	2	Maggi, Joseph dh	3	0	2	1	0	0	0	0	1
Young, Adam ss	2	0	0	0	0	1	0	3	1	Long, Lucas p	0	0	0	0	0	0	2	1	0
Blom, CJ ph	1	0	0	0	0	0	0	0	2	Manthei, Stephen p	0	0	0	0	0	0	0	0	0
Heptig, Evan ss	0	0	0	0	0	0	1	2	0	Totals	32	6	12	6	1	3	27	16	5
Wolf, Evan p	0	0	0	0	0	0	0	0	0										
Lanza, Craig p	0	0	0	0	0	0	0	1	0										
Totals	32	0	6	0	0	9	24	16	6										

Score by Innings	1	2	3	4	5	6	7	8	9	R	H	E
UC Davis	0	0	0	0	0	0	0	0	0	0	6	2
Arizona	0	0	0	1	1	3	1	0	X	6	12	0

E - Politi(4); Wolf(3). DP - UCD 1; ARIZ 1. LOB - UCD 6; ARIZ 5. 2B - Refsnyder(4); Gilbert, T.(1). 3B - Mejias-Brean(1). HBP - Williams. SH - Moore, R.(1); Dixon, B.(1). SB - Rickard, J.(7); Refsnyder(8). CS - Mejia, A.(3).

UC Davis	ip	h	r	er	bb	so	ab	bf	Arizona	ip	h	r	er	bb	so	ab	bf
Wolf, Evan	5.0	7	4	4	1	1	20	22	Long, Lucas	6.2	6	0	0	0	7	25	26
Lanza, Craig	3.0	5	2	2	0	2	12	13	Manthei, Stephen	2.1	0	0	0	0	2	7	7

Win - Long, L. (2-0). Loss - Wolf (0-1). Save - None.
WP - Wolf(1). HBP - by Long, L. (Williams). BK - Wolf(1).

Umpires - HP: Scott Higgins 1B: Dave Yeast 3B: Rich Padilla
Start: 5 p.m. Time: 2:19 Attendance: 1248
Weather: Low 70s, Mostly Clear, Windy
Wolf faced 2 batters in the 6th.

2012 Arizona Wildcats Baseball
UC Davis at #7 Arizona
Mar 7, 2012 at Tucson, Ariz. (Hi Corbett Field)

UC Davis 4 (6-7)**Arizona 6 (10-2)**

Player	ab	r	h	rbi	bb	so	po	a	lob	Player	ab	r	h	rbi	bb	so	po	a	lob
Morgan, Brett cf	4	1	1	0	1	2	4	1	0	Rickard, Joey cf	4	0	1	1	1	2	0	0	0
Allgrove, Ryan 2b	4	0	0	0	0	1	1	4	4	Mejia, Alex ss	5	1	2	0	0	1	4	2	6
Politi, Paul 3b	3	0	0	1	1	0	1	1	0	Refsnyder, Robert rf/1b	4	1	1	0	0	0	2	0	0
Wolf, Evan 1b	4	0	0	0	0	0	9	0	1	Field, Johnny lf/rf	3	1	1	1	1	1	1	0	0
Lynch, Nick dh	3	2	1	0	0	1	0	0	0	Mejias-Brean, Seth 3b	3	2	2	0	0	0	1	3	0
Barker, Kevin rf	4	1	2	1	0	1	1	0	0	Gilbert, Trent 2b	3	0	1	2	0	0	3	3	2
Williams, John lf	2	0	0	1	0	0	2	1	1	Moore, Riley c	2	0	0	0	2	1	5	3	0
Heptig, Evan ss	2	0	0	0	0	1	1	0	0	Dixon, Brandon 1b	2	0	0	0	0	0	11	1	0
March, Austin ph	1	0	1	0	0	0	0	0	0	Brown, Bobby ph/f	1	0	0	1	0	0	0	0	0
Young, Adam ss	0	0	0	0	0	0	0	0	0	Maggi, Joseph dh	4	1	2	1	0	0	0	0	0
Logan, Austin ph	1	0	0	0	0	0	0	0	0	Littleman, Vincent p	0	0	0	0	0	0	0	1	0
Kalush, Scott c	3	0	2	1	0	1	5	0	1	Hale, Tyler p	0	0	0	0	0	0	0	0	0
Brann, Spencer ph	0	0	0	0	0	0	0	0	0	Troupe, Mathew p	0	0	0	0	0	0	0	0	0
Koopmans, Spencer p	0	0	0	0	0	0	0	0	0	Totals	31	6	10	6	4	5	27	13	8
Burke, Ben p	0	0	0	0	0	0	0	2	0										
Levy, Chris p	0	0	0	0	0	0	0	0	0										
Stanwyck, Harry p	0	0	0	0	0	0	0	0	0										
Totals	31	4	7	4	2	6	24	10	7										

2012 Arizona Wildcats Baseball
Eastern Michigan at #7 Arizona
Mar 9, 2012 at Tucson, Ariz. (Hi Corbett Field)

Eastern Michigan 2 (3-9)**Arizona 9 (11-2)**

Player	ab	r	h	rbi	bb	so	po	a	lob	Player	ab	r	h	rbi	bb	so	po	a	lob
KINDER, Bo rf	4	0	2	0	0	1	3	0	2	Rickard, Joey cf	4	2	2	1	0	1	2	0	1
OHRMAN, Brent cf	4	0	0	0	0	1	3	0	1	Mejia, Alex ss	3	2	2	0	0	2	4	0	
OTT, Sam lf	4	0	0	0	0	1	1	0	0	Refsnyder, Robert rf	4	0	2	3	0	0	3	0	0
LONGO, Lee 1b	4	1	1	0	0	0	8	2	0	Field, Johnny lf	4	1	2	1	0	1	1	0	0
MAGSIG, Ben 3b	4	1	1	0	0	2	0	1	0	Mejias-Brean, Seth 3b	4	1	1	0	0	0	1	1	0
WILLIAMS, Austin dh	2	0	0	0	1	2	0	0	0	Gilbert, Trent 2b	4	0	1	1	0	0	0	2	0
SIMPSON, Jamie ph	1	0	0	0	0	0	0	0	0	Moore, Riley c	3	0	0	1	0	0	7	1	0
RUBINO, Tucker ss	4	0	1	0	0	0	2	5	1	Dixon, Brandon 1b	3	2	2	0	0	0	10	1	0
HITT, Matt c	3	0	1	0	0	0	2	2	0	Maggi, Joseph dh	3	1	1	0	0	0	0	0	0
RUBINO, John 2b	3	0	0	0	0	1	5	4	1	Heyer, Kurt p	0	0	0	0	0	0	0	0	0
BATTISTELLI, Joe p	0	0	0	0	0	0	0	3	0	Manthei, Stephen p	0	0	0	0	0	0	1	0	0
SCHAAK, Paul p	0	0	0	0	0	0	0	0	0	Totals	32	9	13	9	0	2	27	9	1
Totals	33	2	6	0	1	8	24	17	5										

Score by Innings

	1	2	3	4	5	6	7	8	9	R	H	E
Eastern Michigan	0	2	0	0	0	0	0	0	0	2	6	4
Arizona	4	3	0	2	0	0	0	0	X	9	13	1

E - OHRMAN(2); MAGSIG(4); RUBINO, T.(5); BATTISTELLI(1); Mejias-Brean(3), DP - EMU 1; ARIZ 1. LOB - EMU 5; ARIZ 1. 2B - MAGSIG(3); Rickard, J. 2(6). 3B - KINDER(1); Mejia, A.(1). SF - Mejia, A.(2); Moore, R.(3). SB - Field, J.(7); Maggi, J.(1). CS - Field, J.(3); Gilbert, T.(1).

Eastern Michigan	ip	h	r	er	bb	so	ab	bf	np	Arizona	ip	h	r	er	bb	so	ab	bf	np
BATTISTELLI, Joe	5.0	12	9	6	0	0	22	24	72	Heyer, Kurt	8.0	6	2	0	1	8	30	31	129
SCHAAK, Paul	3.0	1	0	0	0	2	10	10	32	Manthei, Stephen	1.0	0	0	0	0	0	3	3	9

Win - Heyer, K. (4-0). Loss - BATTISTELLI (1-3). Save - None.
 Pitches/strikes: BATTISTELLI 72/47; SCHAAK 32/22; Heyer, K. 129/89; Manthei, S. 9/7.

Umpires - HP: Adam Dowdy 1B: Jeff Macias 3B: Jake Uhlenhopp
 Start: 6:02 pm Time: 2:06 Attendance: 1310
 Weather: Low 60s, Partly Cloudy, Gusty

2012 Arizona Wildcats Baseball
Eastern Michigan at #7 Arizona
Mar 10, 2012 at Tucson, Ariz. (Hi Corbett Field)

Eastern Michigan 7 (3-10)**Arizona 16 (12-2)**

Player	ab	r	h	rbi	bb	so	po	a	lob	Player	ab	r	h	rbi	bb	so	po	a	lob
KINDER, Bo cf	4	1	1	2	1	0	5	0	4	Rickard, Joey cf	5	2	2	3	0	1	1	0	1
OHRMAN, Brent 2b/3b	5	0	1	1	0	1	0	3	0	Mejia, Alex ss	5	4	4	1	0	0	2	4	2
OTT, Sam rf/1b	4	0	1	0	1	1	2	0	1	Refsnyder, Robert rf	3	1	1	0	1	0	3	1	0
LONGO, Lee 1b	3	0	1	0	0	1	8	0	1	Field, Johnny lf	4	0	2	4	1	1	1	0	1
SIMPSON, Jamie ph/rf	1	0	0	0	0	0	0	0	0	Mejias-Brean, Seth 3b	5	1	1	1	2	1	4	3	0
MAGSIG, Ben 3b	4	0	0	0	0	0	2	3	0	Gilbert, Trent 2b	4	4	3	0	0	1	6	2	0
WILLIAMS, Austin 2b	1	0	1	0	0	0	1	0	0	Lopez, David ph/2b	1	0	0	0	0	0	1	0	1
RUBINO, Tucker ss	4	1	1	0	1	0	1	1	0	Moore, Riley c	3	2	2	1	1	1	5	0	0
RUSSELL, Daniel lf	2	2	2	0	2	0	1	0	0	Dixon, Brandon 1b	4	1	2	1	0	1	11	1	0
BOWDEN, Dae ph	1	0	0	0	0	0	0	0	0	Maggi, Joseph dh	5	1	2	2	0	0	0	0	1
HITT, Matt dh	3	2	3	1	1	0	0	0	0	Wade, Konner p	0	0	0	0	0	0	1	0	0
RUBINO, John ph	1	0	0	0	0	0	0	0	1	Long, Lucas p	0	0	0	0	0	0	0	0	0
DENNISON, Adam c	4	1	1	1	0	1	6	2	0	Manthei, Stephen p	0	0	0	0	0	0	0	0	0
WEBER, Steve p	0	0	0	0	0	0	0	2	0	Totals	39	16	19	14	4	7	27	16	11
GLOVER, Jordan p	0	0	0	0	0	0	0	0	0										
DARTNELL, Ben p	0	0	0	0	0	0	0	0	0										
ROUSSEAU, Jeffrey p	0	0	0	0	0	0	0	0	0										
Totals	37	7	12	5	6	4	24	10	10										

Score by Innings

	1	2	3	4	5	6	7	8	9	R	H	E
Eastern Michigan	0	1	0	3	0	3	0	0	0	7	12	3
Arizona	0	5	1	4	1	4	1	0	X	16	19	1

E - OHRMAN(3); OTT(2); MAGSIG(5); Moore, R.(2). DP - ARIZ 1. LOB - EMU 10; ARIZ 11. 2B - HITT(1); Rickard, J.(7); Gilbert, T.(2); Moore, R.(3). 3B - KINDER(2); RUSSELL(2). HBP - Refsnyder 2; Dixon, B. SH - Mejia, A.(3); Moore, R.(2). SF - Rickard, J.(2); Refsnyder(1); Field, J.(1). SB - Dixon, B.(5). CS - Dixon, B.(1). Reached on CI - LONGO.

Eastern Michigan	ip	h	r	er	bb	so	ab	bf	Arizona	ip	h	r	er	bb	so	ab	bf
WEBER, Steve	4.0	11	10	6	1	2	21	27	Wade, Konner	5.1	9	7	6	3	3	24	28
GLOVER, Jordan	2.0	6	5	4	2	3	11	14	Long, Lucas	1.0	1	0	0	3	1	4	7
DARTNELL, Ben	1.0	2	1	1	1	1	4	6	Manthei, Stephen	2.2	2	0	0	0	0	9	9
ROUSSEAU, Jeffrey	1.0	0	0	0	0	1	3	4									

Win - Wade, K. (3-0). Loss - WEBER (1-2). Save - None.
 WP - WEBER(3); DARTNELL(2); Long, L.(2). HBP - by WEBER (Dixon, B.); by WEBER (Refsnyder); by ROUSSEAU (Refsnyder). PB - DENNISON(2); Moore, R.(3). CI - Moore, R..

Umpires - HP: Jeff Macias 1B: Jake Uhlenhopp 3B: Adam Dowdy
 Start: 5:59 pm Time: 3:02 Attendance: 1623
 Weather: Low 60s, Mostly Clear

2012 Arizona Wildcats Baseball
Eastern Michigan at #7 Arizona
Mar 11, 2012 at Tucson, Ariz. (Hi Corbett Field)

Eastern Michigan 8 (3-11)**Arizona 9 (13-2)**

Player	ab	r	h	rbi	bb	so	po	a	lob	Player	ab	r	h	rbi	bb	so	po	a	lob
KINDER, Bo cf	5	1	1	0	0	1	7	0	0	Rickard, Joey cf	3	0	1	2	0	0	1	0	1
OHRMAN, Brent 3b	5	2	3	1	0	1	1	1	0	Mejia, Alex ss	3	0	1	0	1	1	3	0	3
OTT, Sam rf	3	1	1	1	0	1	3	0	0	Refsnyder, Robert rf	3	1	1	2	0	1	5	0	1
LONGO, Lee dh	2	0	0	1	1	1	0	0	1	Field, Johnny lf	4	1	1	0	0	1	1	0	1
BOWDEN, Dae pr	0	1	0	0	0	0	0	0	0	Mejias-Brean, Seth 3b	5	1	3	2	0	0	2	1	3
MAGSIG, Ben 1b	4	2	2	1	0	1	8	1	0	Gilbert, Trent 2b	4	0	0	0	1	0	0	2	1
HITT, Matt c	3	0	1	1	0	0	3	1	0	Moore, Riley c	3	2	2	1	1	0	6	1	0
RUSSELL, Daniel lf	3	1	0	0	1	1	0	0	0	Dixon, Brandon 1b	3	1	1	0	0	0	8	2	2
RUBINO, Tucker ss	4	0	0	0	0	1	0	1	1	Brown, Bobby dh	5	3	2	2	0	0	0	0	0
WILLIAMS, Austin 2b	4	0	1	1	0	0	2	1	1	Farris, James p	0	0	0	0	0	0	1	1	0
RUBINO, John 2b	0	0	0	0	0	0	0	0	0	Hale, Tyler p	0	0	0	0	0	0	0	0	0
VALENTE, Brian p	0	0	0	0	0	0	0	1	0	Crawford, Tyler p	0	0	0	0	0	0	0	0	0
TAYLOR, Collin p	0	0	0	0	0	0	0	0	0	Troupe, Mathew p	0	0	0	0	0	0	0	1	0
LAVOIE, Ryan p	0	0	0	0	0	0	0	1	0	Totals	33	9	12	9	3	3	27	8	14
BUTARA, Neil p	0	0	0	0	0	0	1	1	0										
Totals	33	8	9	6	2	7	25	8	3										

Score by Innings

	1	2	3	4	5	6	7	8	9	R	H	E
Eastern Michigan	0	1	0	0	1	2	0	4	0	8	9	3
Arizona	0	4	0	0	1	2	0	1	1	9	12	3

Note: 1 out, 2 runners LOB when the game ended.

E - HITT(2); RUSSELL(1); RUBINO, J.(2); Mejias-Brean(4); Moore, R.(3); Dixon, B.(1). DP - ARIZ 3. LOB - EMU 3; ARIZ 14. 2B - MAGSIG(4); HITT(2); WILLIAMS(2); Mejia, A.(3); Mejias-Brean(4); Dixon, B.(6). 3B - KINDER(3); OHRMAN(1); OTT(1); MAGSIG(1); Mejias-Brean(2); Brown, B.(2). HBP - HITT; Rickard, J.; Mejia, A. 2; Refsnyder 3. SH - Rickard, J.(1); Field, J.(1); Moore, R.(3); Dixon, B.(4). SF - LONGO(2); Rickard, J.(3). SB - Mejia, A.(1); Mejias-Brean(5); Brown, B.(2). CS - Refsnyder(1). Reached on CI - OTT.

Eastern Michigan	ip	h	r	er	bb	so	ab	bf	Arizona	ip	h	r	er	bb	so	ab	bf
VALENTE, Brian	5.1	10	7	7	0	2	24	30	Farris, James	6.0	5	4	3	0	4	21	24
TAYLOR, Collin	0.2	0	0	0	1	1	2	3	Hale, Tyler	1.0	0	0	0	1	0	2	3
LAVOIE, Ryan	0.1	0	0	0	0	0	0	2	Crawford, Tyler	0.1	2	2	2	0	0	3	3
BUTARA, Neil	2.0	2	2	1	2	0	7	13	Troupe, Mathew	1.2	2	2	2	1	3	7	8

Win - Troupe, M. (2-0). Loss - BUTARA (0-1). Save - None.
 HBP - by VALENTE (Mejia, A.); by VALENTE (Refsnyder); by VALENTE (Mejia, A.); by VALENTE (Refsnyder); by Farris, J. (HITT); by BUTARA (Rickard, J.); by BUTARA (Refsnyder). PB - Moore, R. 2(5). CI - Moore, R..

Umpires - HP: Jake Uhlenhopp 1B: Adam Dowdy 3B: Jeff Macias
 Start: 11:01 am Time: 3:01 Attendance: 1801
 Weather: High 60s, Mostly Clear, Breezy
 Farris, J. faced 1 batter in the 7th.
 TAYLOR faced 1 batter in the 7th.

2012 Arizona Wildcats Baseball
#6 Arizona at #8 Rice
Mar 13, 2012 at Houston, Texas (Reckling Park)

Arizona 1 (13-3)**Rice 5 (14-4)**

Player	ab	r	h	rbi	bb	so	po	a	lob	Player	ab	r	h	rbi	bb	so	po	a	lob
Rickard, Joey cf	5	0	1	0	0	1	3	0	2	Christian Stringer 2b	3	1	1	0	1	1	5	4	3
Mejia, Alex ss	4	1	3	0	0	0	1	2	0	Michael Ratterree lf	4	1	1	1	0	0	1	0	0
Refsnyder, Robert rf	3	0	0	0	1	2	0	0	0	Michael Fuda cf	4	1	2	0	0	1	1	1	0
Field, Johnny lf	4	0	0	0	0	1	1	1	1	Jeremy Rathjen rf	4	2	2	2	0	0	2	0	0
Mejias-Brean, Seth 3b	3	0	2	1	0	1	4	0	0	Craig Manuel c	3	0	0	0	1	0	7	1	0
Gilbert, Trent 2b	4	0	1	0	0	1	4	2	4	J.T. Charoighs dh	2	0	1	1	2	0	0	0	0
Moore, Riley c	4	0	1	0	0	1	3	0	0	Shane Hoelscher 3b	3	0	1	1	0	0	0	2	0
Dixon, Brandon 1b	3	0	1	0	0	0	7	1	0	Ryan Lewis 1b	2	0	0	0	2	0	10	1	0
Brown, Bobby ph	1	0	0	0	0	1	0	0	0	Derek Hamilton ss	4	0	0	0	1	1	3	4	0
Maggi, Joseph dh	4	0	0	0	0	0	0	0	2	Andrew Benak p	0	0	0	0	0	0	0	2	0
Long, Lucas p	0	0	0	0	0	2	0	0	0	Taylor Wali p	0	0	0	0	0	0	0	0	0
Hale, Tyler p	0	0	0	0	0	0	0	0	0	Tyler Duffey p	0	0	0	0	0	0	0	0	0
Totals	35	1	9	1	2	5	24	10	9	Totals	29	5	8	5	6	3	27	14	7

Score by Innings	1	2	3	4	5	6	7	8	9	R	H	E
Arizona	0	0	0	0	0	0	0	1	0	1	9	0
Rice	4	0	1	0	0	0	0	0	X	5	8	0

2012 Arizona Wildcats Baseball
#6 Arizona at #8 Rice
Mar 14, 2012 at Houston, Texas (Reckling Park)

Arizona 8 (14-3)**Rice 5 (14-5)**

Player	ab	r	h	rbi	bb	so	po	a	lob	Player	ab	r	h	rbi	bb	so	po	a	lob
Rickard, Joey cf	5	2	3	0	0	1	0	0		Christian Stringer 2b	2	1	1	2	2	0	2	2	0
Mejia, Alex ss	4	0	1	0	0	1	0	4	0	Michael Ratterree lf	3	1	0	0	1	0	2	0	0
Refsnyder, Robert rf	4	2	1	0	0	1	3	0	1	Michael Fuda cf	5	1	2	0	3	5	0	3	0
Field, Johnny lf	3	1	0	0	2	1	3	0	0	Jeremy Rathjen rf	4	0	1	0	0	1	0	0	1
Mejias-Brean, Seth 3b	5	2	3	2	0	0	0	1	0	Shane Hoelscher 3b	3	1	0	1	1	0	0	4	2
Gilbert, Trent 2b	3	1	1	0	1	0	3	0	0	Skyler Ewing dh	2	0	1	0	0	0	0	0	0
Moore, Riley c	4	0	1	2	1	1	8	2	1	Chase McDowell ph/dh	2	0	0	0	0	1	0	0	0
Dixon, Brandon 1b	4	0	1	1	0	0	12	0	4	Geoff Perrott c	2	0	0	0	2	3	1	0	0
Maggi, Joseph dh	3	0	0	0	1	0	0	0	0	Craig Manuel c	2	1	1	0	0	0	4	0	0
Parmenter, Tyler ph	0	0	0	0	0	0	0	0	0	Ford Stainback ss	4	0	0	0	0	2	3	3	0
Berger, Jordan ph	1	0	0	0	1	0	0	2		Ryan Lewis 1b	3	0	0	0	0	1	8	0	1
Littleman, Vincent p	0	0	0	0	0	0	0	0	0	Keenan Cook ph	0	0	0	0	1	0	0	0	0
Wade, Konner p	0	0	0	0	0	0	0	0	0	Zech Lemond p	0	0	0	0	0	0	0	0	0
Manthei, Stephen p	0	0	0	0	0	0	0	0	0	Taylor Wall p	0	0	0	0	0	0	1	0	0
Troupe, Mathew p	0	0	0	0	0	0	0	0	0	John Simms p	0	0	0	0	0	0	0	0	0
Totals	36	8	11	6	3	7	27	10	8	Tyler Duffey p	0	0	0	0	0	0	0	0	0
										Holt McNair p	0	0	0	0	0	0	0	0	0
										Totals	32	5	5	5	5	10	27	11	7

Score by Innings	1	2	3	4	5	6	7	8	9	R	H	E
Arizona	0	0	0	2	0	1	0	2	3	8	11	1
Rice	0	0	3	0	0	0	0	0	2	5	5	1

E - Moore, R.(4); Stainback(1). LOB - ARIZ 8; RICE 7. 2B - Mejia, A.(5); Refsnyder(5); Mejias-Brean(5); Stringer(4). 3B - Fuda(1). HBP - Refsnyder; Gilbert, T.; Stringer. SH - Mejia, A.(4); Gilbert, T.(2). SB - Ewing(1). CS - Rickard, J.(2). Reached on CI - Ratterree.

Arizona	ip	h	r	er	bb	so	ab	bf	Rice	ip	h	r	er	bb	so	ab	bf
Littleman, Vincent	2.0	3	3	2	1	3	9	12	Zech Lemond	5.0	4	3	2	2	2	18	22
Wade, Konner	3.0	0	0	0	0	3	9	9	Taylor Wall	2.2	4	2	2	0	3	11	13
Manthei, Stephen	2.0	0	0	0	1	0	6	7	John Simms	0.2	2	2	2	0	2	4	4
Troupe, Mathew	2.0	2	2	2	3	4	8	11	Tyler Duffey	0.1	0	1	1	1	0	1	2
									Holt McNair	0.1	1	0	0	0	0	2	2

Win - Manthei, S. (1-0). Loss - Wall (3-2). Save - Troupe, M. (2).

WP - Wall(4). HBP - by Littleman (Stringer); by Lemond (Refsnyder); by Wall (Gilbert, T.). PB - Moore, R.(6). CI - Moore, R..

Umpires - HP: Danny Mascorro 1B: Ken Langford 3B: Jim Garman

Start: 6:35 pm Time: 3:38 Attendance: 3640

Weather: Partly cloudy, upper 70s

Littleman faced 3 batters in the 3rd.

Lemond faced 1 batter in the 6th.

Manthei, S. faced 1 batter in the 8th.

2012 Arizona Wildcats Baseball
Washington State at #6 Arizona
Mar 16, 2012 at Tucson, Ariz. (Hi Corbett Field)

Washington State 6 (10-6,1-0 Pac-12)**Arizona 0 (14-4,0-1 Pac-12)**

Player	ab	r	h	rbi	bb	so	po	a	lob	Player	ab	r	h	rbi	bb	so	po	a	lob
Blackham, Nate dh	3	0	0	0	0	1	0	0	1	Rickard, Joey cf	4	0	1	0	0	0	0	0	1
Jackson, Ty ph/dh	2	0	0	0	0	0	0	0	0	Mejia, Alex ss	3	0	0	0	0	0	0	3	2
Monda, Jason cf	5	1	2	0	0	1	4	0	2	Refsnyder, Robert rf	4	0	0	0	0	1	5	0	0
Ard, Taylor 1b	4	1	1	1	1	0	11	0	0	Field, Johnny lf	4	0	2	0	0	0	2	0	1
Jones, Derek rf	4	0	1	1	1	0	2	0	0	Mejias-Brean, Seth 3b	4	0	1	0	0	1	2	4	1
Nelubowich, Adam lf	4	1	1	1	0	2	1	0	1	Gilbert, Trent 2b	4	0	0	0	0	0	2	3	1
Richards, Tommy 2b	3	1	2	0	2	0	3	4	1	Moore, Riley c	2	0	1	0	2	1	4	1	0
Sagdal, Ian ss	5	1	2	1	0	0	1	3	2	Dixon, Brandon 1b	3	0	0	0	1	2	9	0	3
Clausen, Patrick 3b	4	0	2	2	0	0	4	2		Maggi, Joseph dh	3	0	2	0	0	0	0	0	1
Jones, P.J. c	2	1	0	0	1	0	5	0	0	Heyer, Kurt p	0	0	0	0	0	0	0	2	0
Leckenby, J.D. p	0	0	0	0	0	0	1	0		Littleman, Vincent p	0	0	0	0	0	0	0	1	0
Ochoa, Richie p	0	0	0	0	0	0	0	0		Totals	31	0	7	0	3	5	27	13	8
Camus, Kellen p	0	0	0	0	0	0	0	0											
Totals	36	6	11	6	5	4	27	12	10										

Score by Innings	1	2	3	4	5	6	7	8	9	R	H	E
Washington State	1	1	1	1	0	0	1	1	0	6	11	1
Arizona	0	0	0	0	0	0	0	0	0	0	7	2

E - Sagdal, I(1); Field, J.(1); Gilbert, T.(2). DP - WSU 3; ARIZ 1. LOB - WSU 10; ARIZ 8. 2B - Ard, T(4); Jones, D(4); Richards, T(4). SH - Jones, PJ(1); Mejia, A.(5). SF - Nelubowich,A(2). SB - Jones, PJ(2).

Washington State	ip	h	r	er	bb	so	ab	bf	Arizona	ip	h	r	er	bb	so	ab	bf
Leckenby, J.D.	6.1	5	0	0	3	4	22	26	Heyer, Kurt	5.2	8	4	3	2	2	24	28
Ochoa, Richie	0.2	0	0	0	0	0	1	1	Littleman, Vincent	3.1	3	2	2	3	2	12	15
Camus, Kellen	2.0	2	0	0	0	1	8	8									

Win - Leckenby, JD (3-2). Loss - Heyer, K. (4-1). Save - None.

WP - Littleman(2).

Umpires - HP: Joe Bureson 1B: Billy Speck 3B: Heath Jones

Start: 6:01 pm Time: 3:03 Attendance: 2306

Weather: High 70s, Mostly Clear, Breezy

2012 Arizona Wildcats Baseball
Washington State at #6 Arizona (Game 1)
Mar 17, 2012 at Tucson, Ariz. (Hi Corbett Field)

Washington State 7 (10-7,1-1 Pac-12)**Arizona 8 (15-4,1-1 Pac-12)**

Player	ab	r	h	rbi	bb	so	po	a	lob	Player	ab	r	h	rbi	bb	so	po	a	lob
Blackham, Nate dh	3	1	0	0	0	2	0	0	2	Rickard, Joey cf	3	1	0	0	1	0	0	0	1
Jackson, Ty ph/dh	2	0	1	1	0	1	0	0	0	Mejia, Alex ss	5	1	2	0	0	0	5	0	0
Copeland, Jordan pr	0	0	0	0	0	0	0	0	0	Refsnyder, Robert rf	3	1	3	3	0	0	1	0	0
Monda, Jason cf	5	2	3	0	0	0	3	0	2	Field, Johnny lf	3	1	0	0	1	0	2	1	2
Ard, Taylor 1b	3	1	1	0	1	0	7	0	0	Mejias-Brean, Seth 3b	3	0	1	2	2	0	0	6	3
Slaybaugh, Collin pr	0	0	0	0	0	0	0	0	0	Gilbert, Trent 2b	4	1	1	1	0	1	1	3	3
Jones, Derek rf	5	1	2	2	0	2	0	0	0	Moore, Riley c	4	1	2	1	1	2	6	1	1
Nelubowich, Adam lf	3	0	1	1	0	0	4	0	2	Dixon, Brandon 1b	5	0	1	0	0	0	11	2	0
Richards, Tommy 2b	4	1	1	1	0	0	3	1	1	Maggi, Joseph dh	3	2	1	0	0	0	0	0	1
Sagdal, Ian ss	4	0	1	0	0	0	1	2	0	Wade, Konner p	0	0	0	0	0	0	1	0	0
Clausen, Patrick 3b	3	1	0	1	1	0	1	4	0	Manthei, Stephen p	0	0	0	0	0	0	0	2	0
Jones, P.J. c	2	0	1	0	0	0	2	3	0	Troupe, Mathew p	0	0	0	0	0	0	0	0	0
Chleborad, Tanner p	0	0	0	0	0	0	1	0	0	Totals	33	8	11	7	5	3	27	15	12
Simon, Scott p	0	0	0	0	0	0	0	0	0										
Pistorese, Joe p	0	0	0	0	0	0	0	0	0										
Camus, Kellen p	0	0	0	0	0	0	0	0	0										
Ochoa, Richie p	0	0	0	0	0	0	0	0	0										
Totals	34	7	11	6	2	5	24	10	7										

Score by Innings	1	2	3	4	5	6	7	8	9	R	H	E
Washington State	5	0	0	0	1	0	0	1	0	7	11	2
Arizona	3	1	1	0	0	0	3	0	X	8	11	2

E - Sagdal, I(2); Jones, PJ(1); Mejias-Brean(5); Gilbert, T.(3). DP - ARIZ 1. LOB - WSU 7; ARIZ 12. 2B - Nelubowich,A(4); Gilbert, T.(3). HBP - Ard, T; Jones, PJ 2; Rickard, J.; Refsnyder 2; Field, J.; Maggi, J. SH - Nelubowich,A(1). SF - Nelubowich,A(3); Gilbert, T.(2). SB - Dixon, B.(6). CS - Jones, PJ(2); Dixon, B.(2).

Washington State	ip	h	r	er	bb	so	ab	bf	Arizona	ip	h	r	er	bb	so	ab	bf
Chleborad, Tanner	2.1	6	5	5	1	1	12	16	Wade, Konner	6.1	7	6	3	1	4	23	29
Simon, Scott	3.1	3	0	0	2	1	13	16	Manthei, Stephen	1.2	3	1	1	1	0	8	9
Pistorese, Joe	1.0	1	2	0	0	0	3	4	Troupe, Mathew	1.0	1	0	0	0	1	3	3
Camus, Kellen	0.0	1	1	0	0	0	2	3									
Ochoa, Richie	1.1	0	0	0	2	1	3	5									

Win - Manthei, S. (2-0). Loss - Pistorese, J (1-2). Save - Troupe, M. (3).

WP - Chleborad, T(5). HBP - by Wade, K. (Ard, T); by Wade, K. (Jones, PJ); by Chleborad, T (Refsnyder); by Chleborad, T (Field, J.); by Wade, K. (Jones, PJ); by Simon, S (Refsnyder); by Pistorese, J (Maggi, J.); by Camus, K (Rickard, J.). PB - Jones, PJ(4); Moore, R.(7).

Umpires - HP: Billy Speck 1B: Heath Jones 3B: Joe Bureson

Start: 12:59 pm Time: 3:01 Attendance: 1496

Weather: High 70s, High clouds, Windy

Camus, K faced 3 batters in the 7th.

2012 Arizona Wildcats Baseball
Washington State at #6 Arizona (Game 2)
Mar 17, 2012 at Tucson, Ariz. (Hi Corbett Field)

Washington State 9 (10-8,1-2 Pac-12)**Arizona 12 (16-4,2-1 Pac-12)**

Player

2012 Arizona Wildcats Baseball
New Mexico State at #5 Arizona
Mar 20, 2012 at Tucson, Ariz. (Hi Corbett Field)

New Mexico State 7 (16-8)**Arizona 4 (16-5)**

Player	ab	r	h	rbi	bb	so	po	a	lob
Tanner Waite lf	5	1	1	0	1	2	3	0	2
Bryan Karraker rf	5	0	0	0	0	4	1	0	0
Parker Hipp 2b	3	1	0	0	1	2	5	3	0
Zach Voight ss	3	1	1	0	2	0	0	4	1
Zac Fisher c	5	0	2	2	0	1	4	2	2
Kyle Phillips cf	3	1	1	1	2	0	0	2	2
Robert Lecount 3b	5	1	2	0	0	1	1	1	2
Kurt Snowley 1b	5	1	3	1	0	0	11	0	0
Cody Edwards dh	5	1	1	0	0	1	0	0	3
Casey Collins p	0	0	0	0	0	0	0	0	0
Evan Mott p	0	0	0	0	0	0	0	1	0
Robert Roher p	0	0	0	0	0	0	0	0	0
Totals	39	7	11	5	6	11	27	11	12

Player	ab	r	h	rbi	bb	so	po	a	lob
Rickard, Joey cf	4	1	1	0	0	0	0	0	4
Mejia, Alex ss	5	1	2	0	0	0	0	0	4
Refsnyder, Robert rf	5	0	1	1	0	0	0	1	0
Field, Johnny lf	5	0	1	0	0	0	1	0	0
Mejias-Brean, Seth 3b	3	1	1	0	1	0	1	2	2
Gilbert, Trent 2b	4	0	1	0	0	1	1	4	1
Moore, Riley c	3	0	1	1	1	1	10	2	0
Dixon, Brandon 1b	2	1	1	0	1	0	12	1	0
Maggi, Joseph dh	3	0	1	1	0	1	0	0	2
Hale, Tyler p	0	0	0	0	0	0	1	0	0
Littleman, Vincent p	0	0	0	0	0	0	0	0	0
Manthel, Stephen p	0	0	0	0	0	0	0	0	0
Crawford, Tyler p	0	0	0	0	0	0	0	0	0
Cunningham, Nick p	0	0	0	0	0	0	0	1	0
Totals	34	4	10	3	3	3	27	14	9

Score by Innings	1	2	3	4	5	6	7	8	9	R	H	E
New Mexico State	0	1	0	1	1	0	1	2	1	7	11	0
Arizona	0	1	1	1	1	0	0	0	0	4	10	4

E - Mejia, A.(7); Field, J.(2); Mejias-Brean(6); Dixon, B.(2). DP - NMSU 1; ARIZ 1. LOB - NMSU 12; ARIZ 9. 2B - Voight, Z.(6); Fisher, Z.(9); Lecount, R.(6); Snowley, K.(3); Rickard, J.(8); Refsnyder(7); Field, J.(4). HBP - Hipp, P.; Rickard, J.; Maggi, J.. SH - Dixon, B.(5). SB - Phillips, K. 2(3); Maggi, J.(2). CS - Rickard, J.(3).

New Mexico State	ip	h	r	er	bb	so	ab	bf
Casey Collins	5.0	8	4	3	2	0	22	25
Evan Mott	2.0	1	0	0	0	1	6	7
Robert Roher	2.0	1	0	0	1	2	6	8

Arizona	ip	h	r	er	bb	so	ab	bf
Hale, Tyler	5.0	6	3	2	3	7	21	24
Littleman, Vincent	1.1	1	1	1	0	1	5	6
Manthel, Stephen	1.1	2	2	0	3	2	7	10
Crawford, Tyler	0.1	0	0	0	0	0	1	1
Cunningham, Nick	1.0	2	1	1	0	1	5	5

Win - Mott, E. (1-2). Loss - Manthel, S. (3-1). Save - Roher, R. (1).
 WP - Collins, C.(9); Cunningham(2). HBP - by Collins, C. (Rickard, J.); by Littleman (Hipp, P.); by Roher, R. (Maggi, J.). BK - Collins, C.(1). PB - Fisher, Z.(7); Moore, R.(8).

Umpires - HP: Darren Hyman 1B: Kevin Daugherty 3B: Adam Dowdy
 Start: 5:01 pm Time: 3:19 Attendance: 1286
 Weather: Low 50s, Mostly Clear, Breezy
 Game notes:
 Coach Mike Evans (NMSU) ejected for arguing in bottom of 5th.
 Collins, C. faced 1 batter in the 6th.

2012 Arizona Wildcats Baseball
New Mexico State at #5 Arizona
Mar 21, 2012 at Tucson, Ariz. (Hi Corbett Field)

New Mexico State 13 (17-8)**Arizona 8 (16-6)**

Player	ab	r	h	rbi	bb	so	po	a	lob
Tanner Waite lf	3	2	1	2	3	0	1	0	0
Bryan Karraker rf	4	2	1	1	0	0	4	1	1
Parker Hipp 2b	2	2	1	2	3	0	1	6	0
Zach Voight ss	5	1	2	3	1	2	0	2	2
Zac Fisher c	6	0	4	4	0	0	5	1	0
Kyle Phillips cf	6	0	1	0	0	1	5	0	7
Robert Lecount 3b	5	2	1	0	1	2	1	0	0
Tanner Rust 1b	5	2	2	0	1	1	9	1	3
Kurt Snowley dh	6	2	3	1	0	1	0	0	1
Ryan Beck p	0	0	0	0	0	0	1	0	0
Randy Montoya p	0	0	0	0	0	0	0	0	0
Evan Mott p	0	0	0	0	0	0	0	0	0
Scott Coffman p	0	0	0	0	0	0	0	0	0
Totals	42	13	16	13	9	7	27	11	14

Player	ab	r	h	rbi	bb	so	po	a	lob
Rickard, Joey cf	6	0	2	0	0	1	4	0	1
Mejia, Alex ss	4	2	1	1	0	0	0	2	0
Refsnyder, Robert rf/1b	4	1	2	1	0	0	4	1	2
Field, Johnny lf/rf	4	1	0	0	1	2	3	1	0
Mejias-Brean, Seth 3b	5	1	2	2	0	0	1	1	3
Gilbert, Trent 2b	2	1	0	0	0	0	1	1	0
Lopez, David 2b	1	0	0	0	0	0	1	0	0
Dixon, Brandon 1b	2	0	0	0	2	3	0	0	2
Brown, Bobby ph/lf	3	1	2	3	0	0	1	0	0
de Jesus, Anthony c	2	0	1	0	0	0	3	1	0
Moore, Riley ph/c	3	1	0	0	0	0	4	0	0
Maggi, Joseph dh	3	0	1	0	1	1	0	0	0
Long, Lucas p	0	0	0	0	0	0	0	0	0
Cunningham, Nick p	0	0	0	0	0	0	0	0	0
Littleman, Vincent p	0	0	0	0	0	0	0	0	0
Wade, Konner p	0	0	0	0	0	0	0	0	0
Crawford, Tyler p	0	0	0	0	0	0	0	1	0
Totals	39	8	11	7	2	6	27	6	11

Score by Innings	1	2	3	4	5	6	7	8	9	R	H	E
New Mexico State	3	2	2	0	1	4	1	0	0	13	16	3
Arizona	1	0	0	0	5	0	2	0	0	8	11	0

E - Lecount, R. 3(5). LOB - NMSU 14; ARIZ 11. 2B - Lecount, R.(7); Rust, T.(7); Snowley, K.(4); Mejia, A.(6); Mejias-Brean(6); Brown, B. 2(2). 3B - Voight, Z.(1). HBP - Karraker, B. 2; Hipp, P.; Refsnyder; Gilbert, T. 2; Maggi, J.. SF - Mejia, A.(3). SB - Fisher, Z.(1); Snowley, K.(1); Refsnyder(9).

New Mexico State	ip	h	r	er	bb	so	ab	bf
Ryan Beck	4.0	8	6	5	1	4	21	24
Randy Montoya	1.0	1	0	0	0	0	3	3
Evan Mott	2.0	2	2	0	0	0	9	12
Scott Coffman	2.0	0	0	0	1	2	6	7

Arizona	ip	h	r	er	bb	so	ab	bf
Long, Lucas	1.2	6	5	5	2	0	11	13
Cunningham, Nick	1.0	4	2	2	0	1	6	7
Littleman, Vincent	1.2	2	1	1	3	2	7	10
Wade, Konner	1.0	0	4	4	1	3	9	
Crawford, Tyler	3.2	4	1	1	0	3	15	15

Win - Montoya, R. (1-0). Loss - Long, L. (2-2). Save - None.
 WP - Long, L.(3); Littleman(3); Wade, K.(1). HBP - by Cunningham (Karraker, B.); by Beck, R. (Gilbert, T.); by Beck, R. (Gilbert, T.); by Wade, K. (Karraker, B.); by Wade, K. (Hipp, P.); by Mott, E. (Refsnyder); by Mott, E. (Maggi, J.).

Umpires - HP: Kevin Daugherty 1B: Adam Dowdy 3B: Darren Hyman
 Start: 2:59 pm Time: 3:23 Attendance: 1520
 Weather: Low 70s, Mostly Clear, Breezy
 Beck, R. faced 5 batters in the 5th.

2012 Arizona Wildcats Baseball
#5 Arizona at #19 Oregon State
Mar 23, 2012 at Corvallis, Ore. (Goss Stadium)

Arizona 5 (16-7,2-2 Pac-12)**Oregon State 6 (15-5,4-0 Pac-12)**

Player	ab	r	h	rbi	bb	so	po	a	lob
Rickard, Joey cf	4	1	1	0	1	1	2	0	1
Field, Johnny lf/rf	5	2	2	0	0	1	1	0	0
Mejia, Alex ss	5	1	3	2	0	0	0	4	0
Refsnyder, Robert rf/1b	4	0	1	2	1	0	2	0	1
Mejias-Brean, Seth 3b	2	0	1	1	2	0	0	4	0
Gilbert, Trent 2b	4	0	0	0	2	2	3	5	
Dixon, Brandon 1b	3	0	0	0	1	9	0	0	
Brown, Bobby ph/lf	1	0	0	0	0	1	0	0	1
Moore, Riley c	2	1	0	0	2	0	9	1	0
Maggi, Joseph dh	4	0	0	0	0	3	0	0	0
Heyer, Kurt p	0	0	0	0	0	0	0	0	0
Manthel, Stephen p	0	0	0	0	0	0	0	0	0
Troupe, Mathew p	0	0	0	0	0	0	0	0	0
Totals	34	5	8	5	6	9	25	12	8

Player	ab	r	h	rbi	bb	so	po	a	lob
Gordon, Max cf	5	1	1	0	0	0	1	1	0
Smith, Tyler 2b/ss	4	2	2	1	0	0	0	2	3
Conforto, Michael lf	5	0	1	1	0	2	0	0	0
Davis, Dylan rf	4	1	1	1	0	0	0	0	3
Dunn, Ryan ss/3b	5	1	3	2	0	0	0	2	0
Keyes, Kevin 3b	4	0	0	0	0	2	1	5	0
Tommasini, John 2b	0	0	0	0	0	0	2	0	0
Barnes, Ryan 1b	4	0	2	1	0	1	9	0	2
Hayes, Danny dh	3	0	1	0	1	2	0	0	0
Rodriguez, Jake c	2	1	0	0	0	1	10	1	3
Gorton, Ryan ph/c	1	0	0	0	0	1	0	0	0
Wetzler, Ben p	0	0	0	0	0	0	0	0	0
Brockner, Cole p	0	0	0	0	0	0	0	0	1
Bryant, Tony p	0	0	0	0	0	0	0	1	0
Totals	37	6	11	6	2	10	27	13	10

Score by Innings	1	2	3	4	5	6	7	8	9	R	H	E
Arizona	1	0	0	0	0	0	0	2	2	5	8	2
Oregon State	3	1	1	0	0	0	0	0	1	6	11	0

Note: 1 out, 2 runners LOB when the game ended.

E - Refsnyder(2); Dixon, B.(3). DP - ARIZ 1. LOB - ARIZ 8; OSU 10. 2B - Refsnyder(8); Smith, T.(6); Dunn, R.(5). HBP - Smith, T.; Rodriguez, J. SB - Smith, T.(4); Rodriguez, J(3). CS - Mejias-Brean(1).

Arizona	ip	h	r	er	bb	so	ab	bf
Heyer, Kurt	6.1	10	5	5	1	5	29	32
Manthel, Stephen	1.2	0	1	0	0	4	6	6
Troupe, Mathew	0.1	1	0	0	1	1	2	3

Oregon State	ip	h	r	er	bb	so	ab	bf
Wetzler, Ben	6.2	4	1	1	4	7	23	27
Brockner, Cole	0.2	3	2	2	0	0	5	5
Bryant, Tony	1.2	1	2	2	2	2	6	8

Win - Bryant, T. (3-0). Loss - Manthel, S. (3-2). Save - None.
 WP - Brockner, C.(1). HBP - by Heyer, K. (Rodriguez, J.); by Heyer, K. (Smith, T.). PB - Rodriguez, J(6).

Umpires - HP: Phil Benson 1B: Kelly Gonzales 3B: Greg Charles
 Start: 5:36 pm Time: 3:10 Attendance: 1623
 Weather: Low 50s, Mostly Clear
 Manthel, S. faced 1 batter in the 9th.

2012 Arizona Wildcats Baseball
#5 Arizona at #19 Oregon State
Mar 24, 2012 at Corvallis, Ore. (Goss Stadium)

Arizona 5 (17-7,3-2 Pac-12)**Oregon State 4 (15-6,4-1 Pac-12)**

Player	ab	r	h	rbi	bb	so	po	a	lob
Rickard, Joey cf	5	0	2	0	0	0	3	0	2
Field, Johnny lf	3	1	0	0	1	1	3	0	1
Mejia, Alex ss	3	0	0	0	0	0	0	4	0
Refsnyder, Robert rf	4	0	1	1	0	2	0	0	1
Mejias-Brean, Steb 3b	3	1	1	0	1	0	0	6	0
Brown, Bobby dh	4	1	2	2	0	1	0	0	0
Moore, Riley c	4	2	2	1	0	1	1	3	1
Gilbert, Trent 2b	3	0	2	1	1	1	2	3	0
Dixon, Brandon 1b	4	0	2	0	0	0	18	0	0
Wade, Konner p	0	0	0	0	0	0	0	2	0
Manthei, Stephen p	0	0	0	0	0	0	0	0	0
Troupe, Mathew p	0	0	0	0	0	0	0	0	0
Totals	33	5	12	5	3	6	27	18	6

2012 Arizona Wildcats Baseball
#5 Arizona at #19 Oregon State
Mar 25, 2012 at Corvallis, Ore. (Goss Stadium)

Arizona 7 (18-7,4-2 Pac-12)

Oregon State 5 (15-7,4-2 Pac-12)

Player	ab	r	h	rbi	bb	so	po	a	lob	Player	ab	r	h	rbi	bb	so	po	a	lob
Rickard, Joey cf	4	1	1	0	1	1	0	0		Gordon, Max cf	5	0	0	0	0	2	3	0	1
Field, Johnny lf	4	1	0	0	2	3	0	0		Smith, Tyler ss	3	1	1	0	1	1	0	3	0
Mejia, Alex ss	5	2	2	2	0	1	0	4	2	Conforto, Michael lf	4	1	1	1	0	1	2	0	0
Refsnyder, Robert rf	3	2	3	0	2	0	0	0		Davis, Dylan rf	4	0	1	0	0	1	1	0	1
Mejias-Brean, Seth 3b	4	1	2	2	0	0	0	3	0	Dunn, Ryan 3b	4	1	2	0	0	1	1	1	1
Brown, Bobby dh	4	0	1	1	0	1	0	0		Child, Dan dh	0	0	0	0	0	0	0	0	0
Moore, Riley c	3	0	0	1	0	2	8	1	1	Keyes, Kavin ph/dh	2	2	0	0	2	0	0	0	0
Gilbert, Trent 2b	3	0	0	1	1	2	1	0	0	Barnes, Ryan 1b	2	0	0	0	0	0	9	1	2
Dixon, Brandon 1b	4	0	0	0	0	0	12	0	3	Gorton, Ryan c	3	0	0	1	0	1	9	1	0
Farris, James p	0	0	0	0	0	0	2	0		Hayes, Danny ph	1	0	0	0	0	1	0	0	0
Troupe, Mathew p	0	0	0	0	0	0	0	0	0	Tommasini, John 2b	4	0	1	1	0	1	2	1	0
Totals	34	7	9	7	4	9	27	10	6	Fry, Jace p	0	0	0	0	0	0	0	0	0
										Boyd, Matt p	0	0	0	0	0	0	0	3	0
										Totals	32	5	6	3	3	9	27	10	5

Score by Innings	1	2	3	4	5	6	7	8	9	R	H	E
Arizona	0	0	0	2	4	1	0	0	0	7	9	1
Oregon State	0	2	0	1	2	0	0	0	0	5	6	2

E - Mejia, A.(8); Dunn, R.(8); Fry, J.(1). LOB - ARIZ 6; OSU 5. 2B - Rickard, J.(9); Dunn, R. 2(7). HR - Mejia, A.(3); Conforto, M.(4). SH - Field, J.(2); Barnes, R. 2(6). SF - Moore, R.(4). SB - Smith, T.(5). CS - Refsnyder(2).

Arizona	ip	h	r	er	bb	so	ab	bf	Oregon State	ip	h	r	er	bb	so	ab	bf
Farris, James	7.2	6	5	4	2	6	28	32	Fry, Jace	4.2	6	6	4	4	5	20	26
Troupe, Mathew	1.1	0	0	0	1	3	4	5	Boyd, Matt	4.1	3	1	1	0	4	14	14

Win - Farris, J. (3-1). Loss - Fry, J. (1-1). Save - Troupe, M. (5).
 WP - Troupe, M.(2). PB - Moore, R.(9).

Umpires - HP: Greg Charles 1B: Phil Benson 3B: Kelly Gonzales
 Start: 1:05 pm Time: 2:58 Attendance: 1512
 Weather: Overcast, Mid 50s

2012 Arizona Wildcats Baseball
#2 Stanford at #8 Arizona
Mar 30, 2012 at Tucson, Ariz. (Hi Corbett Field)

Stanford 7 (16-4,2-2 Pac-12)

Arizona 8 (19-7,5-2 Pac-12)

Player	ab	r	h	rbi	bb	so	po	a	lob	Player	ab	r	h	rbi	bb	so	po	a	lob
Stewart, Jake cf	5	1	2	0	0	1	2	0	0	Rickard, Joey cf	4	2	2	0	0	0	3	0	2
Gaffney, Tyler lf	4	1	0	0	1	1	0	1		Field, Johnny lf	4	2	1	0	1	0	2	0	2
Piscotty, Stephen 3b	4	2	3	1	1	0	0	3	0	Mejia, Alex ss	4	1	1	0	1	1	0	1	0
Ragira, Brian 1b	5	0	1	1	0	0	11	0	0	Refsnyder, Robert rf	5	0	0	0	0	2	3	0	0
Diekroeger, Kenny 2b	5	1	2	0	0	3	2	2	1	Mejias-Brean, Seth 3b	5	2	4	3	0	0	0	2	1
Wilson, Austin rf	5	0	0	0	2	3	0	1		Brown, Bobby dh	5	1	3	3	0	1	0	0	1
Smith, Eric c	4	1	1	0	0	0	6	0	2	Gilbert, Trent 2b	3	0	1	1	0	1	1	2	0
Hochstatter, John dh	0	0	0	0	0	0	0	0	0	Moore, Riley c	4	0	1	0	0	1	10	2	0
Blandino, Alex ph/dh	4	0	1	2	0	2	0	0	2	Dixon, Brandon 1b	3	0	1	0	1	0	8	0	2
Kaupilla, Lonnie ss	4	1	0	0	0	3	0	2	1	Heyer, Kurt p	0	0	0	0	0	0	0	0	0
Appel, Mark p	0	0	0	0	0	0	4	0		Manthei, Stephen p	0	0	0	0	0	0	0	0	0
Schmidt, David p	0	0	0	0	0	0	0	0	0	Totals	37	8	14	7	3	6	27	7	9
Totals	40	7	10	4	2	12	25	11	8										

Score by Innings	1	2	3	4	5	6	7	8	9	R	H	E
Stanford	0	2	1	0	0	1	3	0	0	7	10	3
Arizona	0	2	2	0	0	0	0	0	4	8	14	5

Note: 1 out, 1 runner LOB when the game ended.

E - Stewart, J(1); Wilson, A(1); Kaupilla, L(11); Rickard, J.(2); Mejia, A.(9); Gilbert, T. 2(6); Heyer, K.(1).
 DP - STAN 1. LOB - STAN 8; ARIZ 9. 2B - Piscotty, S(7); Ragira, B(5); Mejias-Brean 2(9); Gilbert, T.(5). 3B - Brown, B.(3). HBP - Rickard, J.. SH - Gilbert, T.(3). SB - Stewart, J(3). CS - Mejias-Brean(2).

Stanford	ip	h	r	er	bb	so	ab	bf	Arizona	ip	h	r	er	bb	so	ab	bf
Appel, Mark	8.0	12	6	6	2	5	34	38	Heyer, Kurt	8.0	10	7	2	2	11	37	39
Schmidt, David	0.1	2	2	1	1	1	3	4	Manthei, Stephen	1.0	0	0	0	0	1	3	3

Win - Manthei, S. (5-2). Loss - Schmidt, D (2-1). Save - None.

HBP - by Appel, M (Rickard, J.). PB - Moore, R.(10). Inherited runners/scored: Schmidt, D 2/2; Manthei, S. 1/0.

Umpires - HP: Ramon Armendariz 1B: Jason Rogers 3B: John Bullock

Start: 6:01 pm Time: 2:45 Attendance: 4191

Weather: Low 80s, Mostly Clear

Heyer, K. faced 1 batter in the 9th.

Appel, M faced 2 batters in the 9th.

2012 Arizona Wildcats Baseball
#2 Stanford at #8 Arizona
Mar 31, 2012 at Tucson, Ariz. (Hi Corbett Field)

Stanford 2 (16-5,2-3 Pac-12)

Arizona 4 (20-7,6-2 Pac-12)

Player	ab	r	h	rbi	bb	so	po	a	lob	Player	ab	r	h	rbi	bb	so	po	a	lob
Stewart, Jake cf	4	1	1	0	0	2	1	0	2	Rickard, Joey cf	4	0	2	0	0	1	3	0	0
Gaffney, Tyler lf	3	0	0	1	0	1	0	0		Field, Johnny lf	3	0	0	0	2	0	1	0	1
Piscotty, Stephen 3b	4	0	0	0	0	2	0	0	0	Mejia, Alex ss	4	1	2	1	0	1	2	7	0
Ragira, Brian 1b	4	0	1	0	0	1	7	2	0	Refsnyder, Robert rf	4	0	1	0	1	0	1	0	2
Diekroeger, Kenny 2b	4	0	0	0	0	2	3	2		Mejias-Brean, Seth 3b	2	0	1	0	2	1	1	2	3
Wilson, Austin rf	2	0	0	0	1	0	1	0	0	Brown, Bobby dh	4	1	1	0	0	0	0	0	2
Smith, Eric c	4	0	0	0	0	0	7	0	1	Gilbert, Trent 2b	3	1	1	0	0	1	2	1	2
Appel, Mark dh	0	0	0	0	0	0	0	0	0	Moore, Riley c	3	0	1	0	0	2	6	1	2
Blandino, Alex ph/dh	3	0	0	0	0	1	0	0	0	Dixon, Brandon 1b	3	1	1	0	0	1	11	0	0
Kaupilla, Lonnie ss	3	1	1	0	0	0	5	2	0	Wade, Konner p	0	0	0	0	0	0	1	0	0
Mooneyham, Brett p	0	0	0	0	0	0	4	0		Totals	30	4	10	1	5	7	27	12	12
Schmidt, David p	0	0	0	0	0	0	0	0	0										
Totals	31	2	3	1	1	7	24	11	5										

Score by Innings	1	2	3	4	5	6	7	8	9	R	H	E
Stanford	0	0	0	0	0	2	0	0	0	2	3	3
Arizona	1	0	0	0	0	2	0	1	X	4	10	2

E - Gaffney, T(2); Ragira, B(1); Mooneyham, B(2); Mejias-Brean 2(8). DP - STAN 1. LOB - STAN 5; ARIZ 12. 2B - Stewart, J(9); Rickard, J.(10); Refsnyder(9); Brown, B.(4). HBP - Wilson, A; Mejia, A.; Dixon, B.. SH - Rickard, J.(2); Gilbert, T.(4); Moore, R.(4). SF - Gaffney, T(1). CS - Rickard, J.(4); Moore, R.(1).

Stanford	ip	h	r	er	bb	so	ab	bf	Arizona	ip	h	r	er	bb	so	ab	bf
Mooneyham, Brett	7.1	9	4	1	4	7	28	36	Wade, Konner	9.0	3	2	1	1	7	31	34
Schmidt, David	0.2	1	0	0	1	0	2	4									

Win - Wade, K. (4-0). Loss - Mooneyham, B (5-1). Save - None.

HBP - by Wade, K. (Wilson, A); by Mooneyham, B (Dixon, B.); by Schmidt, D (Mejia, A.). BK - Mooneyham, B(2).

Inherited runners/scored: Schmidt, D 1/1.

Umpires - HP: Jason Rogers 1B: John Bullock 3B: Ramon Armendariz

Start: 6:01 pm Time: 2:32 Attendance: 3506

Weather: Low 80s, Mostly Clear, Breezy

2012 Arizona Wildcats Baseball
#2 Stanford at #8 Arizona
Apr 1, 2012 at Tucson, Ariz. (Hi Corbett Field)

Stanford 2 (16-6,2-4 Pac-12)

Arizona 6 (21-7,7-2 Pac-12)

Player	ab	r	h	rbi	bb	so	po	a	lob	Player	ab	r	h	rbi	bb	so	po	a	lob
Stewart, Jake cf	4	0	1	0	0	2	1	0	0	Rickard, Joey cf	5	0	3	1	0	0	1	0	1
Gaffney, Tyler lf	4	0	0	0	0	1	1	0	2	Field, Johnny lf	3	1	0	0	0	1	3	0	0
Jose, Dominic lf	0	0	0	0	0	0	0	0	0	Mejia, Alex ss	4	1	1	0	0	1	2	5	2
Piscotty, Stephen 3b	4	0	0	0	0	0	2	0	0	Refsnyder, Robert rf	3	2	2	3	1	0	3	0	0
Ragira, Brian 1b	4	1	2	0	0	0	8	0	0	Mejias-Brean, Seth 3b	4	1	2	0	0	0	1	2	2
Diekroeger, Kenny 2b/ss	4	0	0	0	0	1	7	4	0	Brown, Bobby dh	3	0	1	0	0	0	0	0	0
Wilson, Austin rf	4	1	1	1	0	1	3	0	0	Gilbert, Trent 2b	3	0	1	2	1	0	2	1	2
Smith, Eric c	3	0	1	1	0	0	4	0	0	Moore, Riley c	2	1	0	0	1	0	5	0	0
Ringo, Justin ph	1	0	0	0	0	0	0	0	2	Dixon, Brandon 1b	3	0	2	0	0	1	9	1	0
Appel, Mark dh	0	0	0	0	0	0	0	0	0	Farris, James p	0	0	0	0	0	0	1	1	0
Blandino, Alex ph/dh	3	0	1	0	0	0	0	0	1	Totals	30	6	12	6	3	3	27	10	7
Kaupilla, Lonnie ss	3	0	0	0	0	0	0	4	0										
Doran, Brett Michael 2b	0	0	0	0	0	0	0	0	0										
Hochstatter, John p	0	0	0	0	0	0	0	2	0										
Vanegas, AJ p	0	0	0	0	0	0	0	2	0										
Totals	34	2	6	2	0	5	24	14	5										

2012 Arizona Wildcats Baseball
#4 Arizona at Utah Valley
Apr 4, 2012 at Orem, Utah (Brent Brown Ballpark)

Arizona 4 (21-8)

Player	ab	r	h	rbi	bb	so	po	a	lob
Rickard, Joey cf	5	1	2	0	0	0	4	0	0
Field, Johnny lf	5	1	2	0	0	1	2	0	1
Mejia, Alex ss	3	0	0	1	0	0	2	0	0
Refsnyder, Robert rf	4	1	1	3	0	1	5	0	1
Mejias-Brean, Seth 3b	3	0	0	0	0	0	1	2	
Brown, Bobby dh	4	0	2	0	0	0	0	0	0
Gilbert, Trent 2b	3	0	0	0	0	0	1	2	1
Dixon, Brandon 1b	3	0	0	0	0	0	7	1	1
Maggi, Joseph ph	0	0	0	0	1	0	0	0	0
Berger, Jordan c	2	1	0	0	1	0	3	0	1
Moore, Riley ph	1	0	0	0	0	1	0	0	0
Crawford, Tyler p	0	0	0	0	0	1	0	0	0
Long, Lucas p	0	0	0	0	0	0	0	0	0
Littleman, Vincent p	0	0	0	0	0	0	0	0	0
Hale, Tyler p	0	0	0	0	0	0	0	0	0
Manthei, Stephen p	0	0	0	0	0	0	0	0	0
Totals	33	4	7	4	2	3	24	6	7

Score by Innings	1	2	3	4	5	6	7	8	9	R	H	E
Arizona	0	0	0	0	1	0	3	0		4	7	1
Utah Valley	0	1	0	0	0	1	3	0		5	7	2

E - Berger, J.(2); EXON, A.(1); BUTCHER, C.(8). LOB - ARIZ 7; UVU 6. 2B - EXON, A.(3). HR - Refsnyder(2); KALLUNKI, G.(3). HBP - Mejias-Brean; BUTCHER, C. SH - Gilbert, T.(5); HART, J.(2). SF - Mejia, A.(4).

Arizona	ip	h	r	er	bb	so	ab	bf	Utah Valley	ip	h	r	er	bb	so	ab	bf
Crawford, Tyler	5.2	3	2	2	2	0	20	22	GENDLEK, Jeremy	7.0	4	2	2	1	1	24	28
Long, Lucas	0.1	2	2	0	0	0	3	4	MANGUM, Taylor	1.0	3	2	2	0	0	6	6
Littleman, Vincent	0.2	1	1	0	1	2	3		SWENSON, Josh	1.0	0	0	0	1	2	3	4
Hale, Tyler	1.0	1	0	0	1	1	4	5									
Manthei, Stephen	0.1	0	0	0	0	1	1										

Win - GENDLEK, J (4-3). Loss - Crawford, T. (0-1). Save - SWENSON, J (3).
 WP - Littleman(4). HBP - by GENDLEK, J (Mejias-Brean); by Long, L. (BUTCHER, C). BK - Hale, T.(1). Inherited runners/scored: Long, L. 2/1; Littleman 2/2; Hale, T. 1/1; Manthei, S. 1/0; MANGUM, T 1/1.

Umpires - HP: Dave Yeast 1B: Randy Upton 3B: Alan White
 Start: 6:02 pm Time: 2:47 Attendance: 2014
 Weather: Upper 60s, Partly Cloudy
 Long, L. faced 2 batters in the 7th.
 GENDLEK, J faced 1 batter in the 8th.

2012 Arizona Wildcats Baseball
#4 Arizona at Utah
Apr 5, 2012 at Salt Lake City, Utah (Spring Mobile)

Arizona 11 (22-8,8-2 Pac-12)

Player	ab	r	h	rbi	bb	so	po	a	lob
Rickard, Joey cf	5	1	1	1	0	1	7	0	2
Field, Johnny lf	5	4	4	0	1	1	0	0	0
Mejia, Alex ss	4	1	2	3	1	0	3	5	3
Refsnyder, Robert of/rf	3	1	3	2	2	0	3	0	0
Mejias-Brean, Seth 3b	5	1	2	0	0	0	0	1	0
Brown, Bobby dh	5	1	2	3	0	1	0	0	0
Gilbert, Trent 2b	4	1	1	1	0	1	1	3	2
Moore, Riley c	5	1	2	0	0	3	4	0	2
Maggi, Joseph 1b	4	0	2	1	0	0	4	0	0
Dixon, Brandon 1b	1	0	0	0	0	0	5	0	0
Heyer, Kurt p	0	0	0	0	0	0	0	1	0
Totals	41	11	19	11	4	7	27	10	9

Utah 2 (7-21,3-7 Pac-12)

Player	ab	r	h	rbi	bb	so	po	a	lob
Brooks, James ss	4	0	0	0	0	1	1	4	3
Eppard, Connor dh	4	0	1	0	0	1	0	0	0
Morin, Parker c	4	0	1	0	0	0	6	2	1
Nielsen, Trey 3b	4	1	1	0	0	1	0	2	1
Cooper, Shaun lf	4	1	2	1	0	1	1	2	0
Sharrar, Jo Jo 1b	3	0	0	0	0	0	9	1	0
Larsen, Biss ph	1	0	0	0	0	0	0	0	0
Green, Gavin rf	3	0	3	1	0	0	0	0	0
Relf, Tyler 2b	3	0	0	0	0	0	3	1	2
Gonzalez, Tyson cf	3	0	0	0	0	0	4	0	1
Pond, Joe p	0	0	0	0	0	0	0	1	0
Chapman, Josh p	0	0	0	0	0	0	0	1	0
Golding, Blake p	0	0	0	0	0	0	0	0	0
Totals	33	2	8	2	0	4	27	13	6

Score by Innings	1	2	3	4	5	6	7	8	9	R	H	E
Arizona	3	0	2	1	3	0	0	1	1	11	19	1
Utah	0	1	0	0	0	0	0	1		2	8	1

E - Maggi, J.(1); Cooper, S.(2). DP - ARIZ 2; UTAH 1. LOB - ARIZ 9; UTAH 6. 2B - Field, J. 2(6); Mejia, A.(7); Moore, R.(4). 3B - Brown, B.(4). HR - Cooper, S.(4). HBP - Relf, Tyler. SH - Green, Gavin(2). SF - Rickard, J.(4); Gilbert, T.(4). CS - Mejias-Brean(3).

Arizona	ip	h	r	er	bb	so	ab	bf	Utah	ip	h	r	er	bb	so	ab	bf
Heyer, Kurt	9.0	8	2	2	0	4	33	35	Pond, Joe	4.1	13	8	8	1	3	23	24
									Chapman, Josh	2.2	5	2	1	3	3	12	16
									Golding, Blake	2.0	1	1	1	0	1	6	7

Win - Heyer, K. (5-1). Loss - Pond (2-5). Save - None.
 WP - Heyer, K.(1); Chapman(7). HBP - by Heyer, K. (Relf, Tyler). Inherited runners/scored: Chapman 1/1; Golding 2/0.

Umpires - HP: Ramon Armendariz 1B: Ted Kovach 3B: Jason Venzon
 Start: 6:01 pm Time: 2:41 Attendance: 580
 Weather: Upper 50s, Cloudy
 Chapman faced 3 batters in the 8th.

2012 Arizona Wildcats Baseball
#4 Arizona at Utah
Apr 6, 2012 at Salt Lake City, Utah (Spring Mobile)

Arizona 6 (22-9,8-3 Pac-12)

Player	ab	r	h	rbi	bb	so	po	a	lob
Rickard, Joey cf	4	1	1	1	0	1	3	0	0
Field, Johnny lf	4	0	3	0	1	0	1	0	0
Mejia, Alex ss	4	1	1	1	0	0	1	2	
Refsnyder, Robert rf	4	0	0	0	1	1	0	2	
Mejias-Brean, Seth 3b	5	1	0	0	0	1	2	3	2
Brown, Bobby dh	4	2	2	2	0	0	0	0	0
Gilbert, Trent 2b	4	1	2	1	0	0	2	2	0
Moore, Riley c	3	0	2	1	0	1	6	1	1
Maggi, Joseph 1b	2	0	1	0	0	0	5	0	0
Dixon, Brandon ph/1b	2	0	0	0	0	0	3	0	1
Wade, Konner p	0	0	0	0	0	0	0	1	0
Manthei, Stephen p	0	0	0	0	0	0	0	0	0
Totals	36	6	12	6	2	4	24	8	8

Utah 7 (7-22,4-8 Pac-12)

Player	ab	r	h	rbi	bb	so	po	a	lob
Brooks, James ss	4	2	2	2	0	1	2	3	0
Eppard, Connor dh	4	1	1	0	0	1	0	0	0
Morin, Parker c	4	0	2	2	0	0	6	0	1
Nielsen, Trey 3b	4	0	0	0	0	1	1	3	0
Cooper, Shaun lf	3	0	0	0	0	1	0	0	1
Green, Gavin rf	2	2	1	0	2	0	3	0	0
Larsen, Biss 1b	4	1	1	0	0	2	10	0	2
Relf, Tyler 2b	4	1	1	2	0	0	1	3	0
Still, Travis cf	3	0	0	0	0	2	3	0	0
Sharrar, Jo Jo ph	1	0	0	0	0	0	0	0	1
Gonzalez, Tyson cf	0	0	0	0	0	0	1	0	0
Duke, Brock p	0	0	0	0	0	0	0	3	0
Watrous, Mitch p	0	0	0	0	0	0	0	0	0
Wagner, Tyler p	0	0	0	0	0	0	0	0	0
Totals	33	7	8	6	2	8	27	12	5

Score by Innings	1	2	3	4	5	6	7	8	9	R	H	E
Arizona	1	0	0	0	1	3	0	1	0	6	12	3
Utah	0	0	0	2	0	0	3	2		7	8	2

E - Mejia, A.(10); Moore, R. 2(6); Brooks(8); Nielsen(5). DP - ARIZ 1. LOB - ARIZ 8; UTAH 5. 2B - Rickard, J.(11); Gilbert, T.(6); Moore, R.(5); Eppard(2); Relf, Tyler(3). HR - Brooks(6). HBP - Cooper, S. SH - Moore, R.(6). SF - Rickard, J.(5); Mejia, A.(5). SB - Field, J. 2(9); Mejia, A.(3); Brown, B.(3).

Arizona	ip	h	r	er	bb	so	ab	bf	Utah	ip	h	r	er	bb	so	ab	bf
Wade, Konner	6.2	7	5	5	1	6	26	28	Duke, Brock	5.2	8	5	5	1	3	21	25
Manthei, Stephen	1.1	1	2	0	1	2	7	8	Watrous, Mitch	2.1	3	1	1	0	1	11	11
									Wagner, Tyler	1.0	1	0	0	1	0	4	5

Win - Watrous (2-0). Loss - Manthei, S. (5-3). Save - Wagner (1).
 WP - Manthei, S.(1). HBP - by Wade, K. (Cooper, S). Inherited runners/scored: Watrous 1/0.

Umpires - HP: Ted Kovach 1B: Jason Venzon 3B: Ramon Armendariz
 Start: 6 p.m. Time: 2:51 Attendance: 461
 Weather: Low 40s, Partly Cloudy

2012 Arizona Wildcats Baseball
#4 Arizona at Utah
Apr 7, 2012 at Salt Lake City, Utah (Spring Mobile)

Arizona 11 (23-9,9-3 Pac-12)

Player	ab	r	h	rbi	bb	so	po	a	lob
Rickard, Joey cf	4	1	2	0	1	0	4	0	2
Field, Johnny lf	4	1	1	0	1	0	0	0	0
Mejia, Alex ss	4	1	2	2	0	1	2	3	0
Refsnyder, Robert rf	4	2	1	1	1	0	2	1	3
Mejias-Brean, Seth 3b	5	2	2	2	0	1	0	5	0
Brown, Bobby dh	3	2	1	2	2	0	0	0	0
Gilbert, Trent 2b	4	0	1	0	1	1	1	2	0
Moore, Riley c	5	2	3	2	0	1	9	1	1
Maggi, Joseph 1b	3	0	1	1	0	0	6	0	1
Dixon, Brandon 1b	1	0	0	0	0	0	3	0	0
Farris, James p	0	0	0	0	0	0	0	0	0
Hale, Tyler p	0	0	0	0	0	0	0	0	0
Manthei, Stephen p	0	0	0	0	0	0	0	0	0
Troupe, Mathew p	0	0	0	0	0	0	0	0	0
Totals	37	11	14	10	6	4	27	12	7

Utah 7 (8-22,4-8 Pac-12)

Player	ab	r	h	rbi	bb	so	po	a	lob
Brooks, James ss	5	2	1	0	0	3	2	5	3
Eppard, Connor dh	4	1	2	2	1	0	0	0	0
Morin, Parker c	5	1	4	1	0	0	1	4	1
Nielsen, Trey 3b	5	1	2	0	0	0	0	0	2
Cooper, Shaun lf	4	1	1	2	0	1	3	0	0
Green, Gavin rf	4	0	0	1	0	3	5	0	4
Larsen, Biss 1b	4	0	1	0	1	0	9	0	0
Relf, Tyler 2b	3	1	1	0	1	0	2	4	0
Still, Travis cf	2	0	0	0	0	2	1	0	2
Alexander, Josh ph	1	0	0	0	0	1	0	0	0</

2012 Arizona Wildcats Baseball
#17 UCLA at #4 Arizona
Apr 13, 2012 at Tucson, Ariz. (Hi Corbett Field)

UCLA 3 (22-8,8-5 Pac-12)**Arizona 4 (24-9,10-3 Pac-12)**

Player	ab	r	h	rbi	bb	so	po	a	lob
Amaral, Beau cf	4	1	1	0	0	0	2	0	0
Heinemann, Tyler c	4	0	3	0	0	1	0	0	0
Keefer, Cody lf	4	1	2	0	0	0	2	0	0
Gelalich, Jeff rf	3	1	0	0	1	0	6	0	2
Brown, Trevor 1b	4	0	1	1	0	1	10	0	1
Regis, Cody 3b	4	0	0	0	0	1	2	1	
Vaalaika, Pat ss	3	0	0	0	0	0	1	0	
Keck, Chris ph	1	0	1	0	0	0	0	0	
Filla-Snyder, Eric dh	3	0	0	0	0	0	0	0	
Williams, Kevin 2b	3	0	0	0	0	2	1	0	
Plutko, Adam p	0	0	0	0	0	0	2	0	
Berg, David p	0	0	0	0	0	1	2	0	
Totals	33	3	8	1	1	2	24	8	4

Score by Innings	1	2	3	4	5	6	7	8	9	R	H	E
UCLA	0	0	0	2	0	1	0	0	0	3	8	2
Arizona	0	0	0	2	1	0	0	1	X	4	12	0

E - Regis(5); Vaalaika(8). DP - ARIZ 1. LOB - UCLA 4; ARIZ 11. 2B - Keefer(6); Moore, R.(6); Maggi, J.(1). SH - Field, J.(4); Refsnyder(1). SF - Moore, R.(5).

UCLA	ip	h	r	er	bb	so	ab	bf
Plutko, Adam	6.0	11	3	3	2	0	26	30
Berg, David	2.0	1	1	0	0	0	8	9

Arizona	ip	h	r	er	bb	so	ab	bf
Heyer, Kurt	9.0	8	3	2	1	2	33	34

Win - Heyer, K. (6-1). Loss - Berg (4-1). Save - None.

BK - Heyer, K.(1). PB - Moore, R.(12). Inherited runners/scored: Berg 1/0.

Umpires - HP: Chuck Lyon 1B: Jake Uhlenhopp 3B: Dave Yeast

Start: 6:05 pm Time: 2:47 Attendance: 4080

Weather: Mid 70s, Mostly Clear, Breezy

Game notes:

Fox Sports Net live-to-tape broadcast.

Plutko faced 1 batter in the 7th.

2012 Arizona Wildcats Baseball
#17 UCLA at #4 Arizona
Apr 14, 2012 at Tucson, Ariz. (Hi Corbett Field)

UCLA 15 (23-8,9-5 Pac-12)**Arizona 3 (24-10,10-4 Pac-12)**

Player	ab	r	h	rbi	bb	so	po	a	lob
Amaral, Beau cf	6	4	4	4	0	0	3	0	0
Heinemann, Tyler c	5	2	4	1	1	0	3	0	1
Keefer, Cody lf	5	1	3	0	0	1	1	0	1
Gelalich, Jeff rf	5	0	1	1	0	3	1	0	0
Carroll, Brian ph/rf	1	0	1	0	0	0	0	0	0
Brown, Trevor 1b	5	1	0	1	0	0	16	0	3
Keck, Chris dh	2	0	1	0	0	0	0	0	0
Zeile, Shane ph/dh	4	2	1	0	0	0	0	2	
Vaalaika, Pat ss	5	2	2	2	0	0	0	4	1
Regis, Cody 3b	4	2	2	2	1	0	4	0	
Williams, Kevin 2b	4	1	1	0	0	1	3	5	2
Vander Tuig, Nick p	0	0	0	0	0	0	0	0	0
Berg, David p	0	0	0	0	0	0	0	0	0
Ortiz, Zack p	0	0	0	0	0	0	0	1	0
Totals	46	15	20	11	2	5	27	14	10

Score by Innings	1	2	3	4	5	6	7	8	9	R	H	E
UCLA	5	0	0	1	4	2	0	3	0	15	20	1
Arizona	0	1	1	0	0	1	0	0	0	3	10	5

E - Regis(6); Rickard, J.(3); Mejia, A.(11); Mejias-Brean(11); Moore, R.(8); Littleman(1). DP - UCLA 1; ARIZ 1. LOB - UCLA 10; ARIZ 9. 2B - Carroll(1); Refsnyder(10); Brown, B.(5). 3B - Amaral 2(4); Zeile(1). HBP - Keefer; Brown; Williams, K.. SH - Vaalaika(2). SB - Vaalaika(2).

UCLA	ip	h	r	er	bb	so	ab	bf
Vander Tuig, Nick	5.2	8	3	3	1	1	26	27
Berg, David	2.1	2	0	0	0	1	8	8
Ortiz, Zack	1.0	0	0	0	1	1	3	4

Arizona	ip	h	r	er	bb	so	ab	bf
Wade, Konner	3.0	10	6	5	1	1	18	21
Littleman, Vincent	4.2	9	9	6	1	3	23	26
Bill, Auguey	1.1	1	0	0	0	1	5	5

Win - Vander Tuig (4-2). Loss - Wade, K. (4-1). Save - None.

HBP - by Wade, K. (Brown); by Littleman (Williams, K.); by Littleman (Keefer). PB - Moore, R.(13). Inherited runners/scored: Berg 2/0; Littleman 3/1; Bill, A. 1/0.

Umpires - HP: Jake Uhlenhopp 1B: Dave Yeast 3B: Chuck Lyon

Start: 6 p.m. Time: 3:20 Attendance: 2380

Weather: Low 60s, Partly Cloudy, Breezy

Wade, K. faced 3 batters in the 4th.

2012 Arizona Wildcats Baseball
#17 UCLA at #4 Arizona
Apr 15, 2012 at Tucson, Ariz. (Hi Corbett Field)

UCLA 6 (24-8,10-5 Pac-12)**Arizona 2 (24-11,10-5 Pac-12)**

Player	ab	r	h	rbi	bb	so	po	a	lob
Amaral, Beau cf	5	1	2	2	0	1	3	0	0
Heinemann, Tyler c	5	0	1	1	0	0	5	3	2
Keefer, Cody lf	3	2	1	0	2	0	1	0	1
Gelalich, Jeff rf	5	1	3	1	0	2	0	0	0
Brown, Trevor 1b	5	0	1	1	0	2	14	0	4
Keck, Chris dh	2	0	0	0	0	0	0	0	0
Carroll, Brian pr	0	0	0	0	0	0	0	0	0
Filla-Snyder, Eric ph/dh	2	0	2	0	0	0	0	0	0
Vaalaika, Pat ss	5	1	0	0	0	0	7	2	
Regis, Cody 3b	3	0	0	0	1	1	0	2	1
Williams, Kevin 2b	3	1	1	0	1	0	2	3	0
Weiss, Zack p	0	0	0	0	0	0	0	0	0
Watson, Grant p	0	0	0	0	0	0	0	0	0
Deeter, Ryan p	0	0	0	0	0	0	0	0	0
Griggs, Scott p	0	0	0	0	0	0	0	0	0
Totals	38	6	11	5	4	4	27	15	10

Score by Innings	1	2	3	4	5	6	7	8	9	R	H	E
UCLA	0	0	0	1	2	1	2	0	0	6	11	0
Arizona	0	0	1	1	0	0	0	0	0	2	6	2

E - Mejia, A.(12); Mejias-Brean(12). DP - ARIZ 1. LOB - UCLA 10; ARIZ 5. 2B - Amaral(7); Gelalich(6); Mejias-Brean(11). HBP - Keck. SF - Mejia, A.(7). SB - Filla-Snyder(3); Mejias-Brean(7). CS - Field, J.(5).

UCLA	ip	h	r	er	bb	so	ab	bf
Weiss, Zack	6.0	5	2	2	5	21	24	
Watson, Grant	1.0	0	0	0	0	0	3	3
Deeter, Ryan	1.0	0	0	0	0	0	3	3
Griggs, Scott	1.0	1	0	0	0	2	4	4

Arizona	ip	h	r	er	bb	so	ab	bf
Farris, James	4.2	6	3	3	2	2	20	22
Manthei, Stephen	1.1	2	2	2	1	0	6	8
Troupe, Mathew	3.0	3	1	0	1	2	12	13

Win - Weiss (2-1). Loss - Farris, J. (4-2). Save - None.

WP - Griggs(4); Farris, J.(1); Troupe, M.(4). HBP - by Manthei, S. (Keck). PB - Moore, R.(14). Inherited runners/scored: Manthei, S. 2/0; Troupe, M. 1/1.

Umpires - HP: Dave Yeast 1B: Chuck Lyon 3B: Jake Uhlenhopp

Start: 11:59 am Time: 3:17 Attendance: 2858

Weather: Low 70s, Sunny, Breezy

Manthei, S. faced 1 batter in the 7th.

2012 Arizona Wildcats Baseball
#13 Arizona at #20 Arizona State
Apr 17, 2012 at Tempe, Ariz. (Packard Stadium)

Arizona 8 (24-12)**Arizona State 12 (24-13)**

Player	ab	r	h	rbi	bb	so	po	a	lob
Rickard, Joey cf	4	1	0	0	0	1	6	0	4
Field, Johnny lf	4	0	0	0	1	1	0	0	
Mejia, Alex ss	5	1	2	1	0	0	3	1	0
Refsnyder, Robert rf	5	1	1	1	0	0	0	3	
Mejias-Brean, Seth 3b	5	2	3	3	0	0	4	0	
Brown, Bobby dh	5	0	1	0	0	2	0	0	0
Moore, Riley c	4	1	1	0	1	3	6	1	0
Gilbert, Trent 2b	4	1	2	1	0	0	1	2	1
Maggi, Joseph 1b	3	1	3	0	0	0	3	0	0
Dixon, Brandon 1b	1	0	0	0	0	0	4	0	0
Crawford, Tyler p	0	0	0	0	0	0	0	0	0
Hale, Tyler p	0	0	0	0	0	0	0	0	0
Manthei, Stephen p	0	0	0	0	0	0	0	0	0
Troupe, Mathew p	0	0	0	0	0	0	0	0	0
Bill, Auguey p	0	0	0	0	0	0	0	0	0
Totals	40	8	13	6	1	7	24	8	8

Score by Innings	1	2	3	4	5	6	7	8	9	R	H	E
Arizona	0	0	1	0	6	0	1	0	0	8	13	1
Arizona State	2	0	0	0	2	1	7	0	X	12	12	2

E - Moore, R.(9); Benjamin, M.(2)(9). DP - ASU 1. LOB - ARIZ 8; ASU 7. 2B - Moore, R.(7); Maggi, J.(2); DeMichele, J.(8); McDonald, J.(9). HR - Mejias-Brean(1); Aplin, A.(3). HBP - Rickard, J.; Allen, T.; Coffman, K.. SH - Field, J.(5); Benjamin, M.(3). SB - Mejias-Brean(8); Allen, T.(3). Reached on CI - Ruiz, A..

Arizona	ip	h	r	er	bb	so	ab	bf
Crawford, Tyler	4.2	8	4	3	1	4	21	23
Hale, Tyler	0.1	0	1	1	0	0	1	2
Manthei, Stephen	1.2	2	3	3	2	0	6	9
Troupe, Mathew	0.0	2	4	2	0	2	5	
Bill, Auguey	1.1	0	0	0	0	2	4	4

Arizona State	ip	h	r	er	bb	so	ab	bf
Blackford, Alex	4.1	8	6	5	0	4	21	23
Dunbar, Matthew	1.2	3	1	1	0	1	8	8
Lopez, Joseph	1.0	2	1	0	1	0	5	6
Ravago, Robert	1.0	0	0	0	0	1	3	3
Barrett, Jake	1.0	0	0	0	0	1	3	3

Win - Lopez, J. (1-0). Loss - Troupe, M. (2-1). Save - None.

WP - Blackford, A(3). HBP - by Blackford, A (Rickard, J.); by Hale, T. (Allen, T.); by Troupe, M. (Coffman, K.). CI - Moore, R.. Inherited runners/scored: Hale, T. 2/0; Manthei, S. 1/1; Troupe, M. 2/2; Bill, A. 1/0.

Umpires - HP: Steven Corvi 1B: Jason Rogers 3B: Adam Dowdy

Start: 6:30 pm Time: 3:34 Attendance: 2972

Weather: Low 80s, Mostly Clear

Hale, T. faced 1 batter in the 6th.

Troupe, M. faced 5 batters in the 7th.

2012 Arizona Wildcats Baseball
#13 Arizona at Washington
Apr 20, 2012 at Seattle, Wash. (Husky Ballpark)

Arizona 10 (25-12,11-6 Pac-12)

Washington 2 (19-16,5-8 Pac-12)

Player	ab	r	h	rbi	bb	so	po	a	lob
Rickard, Joey cf	4	3	3	2	1	1	4	0	0
Field, Johnny lf	4	1	1	1	1	0	0	0	2
Mejia, Alex ss	5	1	3	1	0	0	1	5	1
Refsnyder, Robert rf	3	2	2	2	2	0	1	0	1
Mejias-Brean, Seth 3b	4	0	0	1	1	1	0	2	0
Brown, Bobby dh	5	1	1	1	0	1	0	0	4
Moore, Riley c	5	1	0	0	1	1	5	0	0
Gilbert, Trent 2b	5	1	1	1	0	1	5	4	0
Maggi, Joseph 1b	2	0	0	0	0	5	1	0	0
Dixon, Brandon 1b	1	0	0	0	0	6	0	0	0
Heyer, Kurt p	0	0	0	0	0	0	3	0	0
Totals	38	10	11	9	5	5	27	15	8

Player	ab	r	h	rbi	bb	so	po	a	lob
Ray, Jayce cf	3	0	1	0	0	0	3	0	2
Sparks, Will cf	1	0	0	0	0	1	1	0	0
Meggs, Joe lf	3	0	0	0	0	0	4	0	1
Lamb, Jacob 3b	3	0	0	0	1	1	1	3	1
Camporeale, Michael rf	3	0	0	0	0	1	1	0	1
Pehl, Robert ph	0	1	0	0	0	0	0	0	0
Anselment, Chase dh	3	0	0	0	0	0	0	0	0
Berry, Brandon ph	1	0	0	0	0	1	0	0	0
Mitsui, Trevor 1b	3	0	1	0	0	0	7	1	0
Ely, Andrew ph	1	1	1	0	0	0	0	0	0
Santy, B.K. c	3	0	2	0	0	5	2	0	0
Afenir, Ty 2b	1	0	1	2	0	0	0	0	0
Wiggins, Ryan c	4	0	0	0	0	0	4	2	1
Forgione, Erik ss	1	0	1	0	1	0	0	2	0
Jackson, Matt ph	1	0	0	0	1	0	0	1	0
West, Aaron p	0	0	0	0	0	0	1	0	0
Cimber, Adam p	0	0	0	0	0	0	0	0	0
Acker, Mac p	0	0	0	0	0	0	0	0	0
Kim, Dae Yang p	0	0	0	0	0	0	0	0	0
Totals	31	2	7	2	2	5	27	10	7

Score by Innings	1	2	3	4	5	6	7	8	9	R	H	E
Arizona	0	0	1	1	2	0	6	0	0	10	11	1
Washington	0	0	0	0	0	0	0	0	2	2	7	2

E - Moore, R.(10); Forgione(5); Cimber(1). DP - ARIZ 2. LOB - ARIZ 8; WASH 7. 2B - Rickard, J. 3(14); Mejia, A.(8); Brown, B.(6); Wiggins(1). HR - Refsnyder(4). HBP - Dixon, B.; by Forgione. SH - Meggs(14). SB - Rickard, J.(9); Field, J.(10). CS - Field, J.(6); Dixon, B.(4). Reached on CI - Pehl.

Arizona	ip	h	r	er	bb	so	ab	bf
Heyer, Kurt	9.0	7	2	1	2	5	31	36
Washington	ip	h	r	er	bb	so	ab	bf
West, Aaron	5.2	5	4	4	4	4	22	27
Cimber, Adam	1.0	4	5	3	0	0	7	7
Acker, Mac	1.1	2	1	1	1	1	6	8
Kim, Dae Yang	1.0	0	0	0	0	0	3	3

Win - Heyer, K. (7-1). Loss - West (4-4). Save - None.

WP - West 2(4). HBP - by West (Dixon, B.); by Acker (Dixon, B.); by Heyer, K. (Forgione). CI - Moore, R.. Inherited runners/scored: Cimber 1/0; Acker 2/2.

Umpires - HP: Phil Benson 1B: Ryan Bleiberg 3B: Greg Charles
 Start: 5 p.m. Time: 2:45 Attendance: 334
 Weather: Low 50s, Partly Cloudy

2012 Arizona Wildcats Baseball
#13 Arizona at Washington
Apr 21, 2012 at Seattle, Wash. (Husky Ballpark)

Arizona 4 (26-12,12-5 Pac-12)

Washington 1 (19-17,5-9 Pac-12)

Player	ab	r	h	rbi	bb	so	po	a	lob
Rickard, Joey cf	4	2	1	0	1	0	1	0	0
Littleman, Vincent lf	0	0	0	0	0	0	0	0	0
Field, Johnny lf/cf	3	1	1	1	0	1	2	0	0
Mejia, Alex ss	5	0	1	1	0	0	2	3	0
Refsnyder, Robert rf	4	0	2	1	0	0	2	0	3
Mejias-Brean, Seth 3b	4	1	2	0	0	0	0	4	0
Brown, Bobby dh	3	0	1	0	1	0	0	1	0
Moore, Riley c	4	0	1	1	0	0	7	0	0
Gilbert, Trent 2b	4	0	0	0	2	2	4	3	0
Maggi, Joseph 1b	3	0	0	0	0	6	0	1	0
Dixon, Brandon 1b	1	0	0	0	1	2	2	0	0
Wade, Konner p	0	0	0	0	0	3	1	0	0
Totals	35	4	9	4	1	5	27	14	8

Player	ab	r	h	rbi	bb	so	po	a	lob
Ray, Jayce cf	4	1	1	0	0	0	1	0	0
Meggs, Joe lf	3	0	0	0	0	2	3	0	0
Lamb, Jacob 3b	3	0	1	1	1	0	3	3	0
Anselment, Chase rf	4	0	0	0	0	1	2	0	0
Mitsui, Trevor 1b	4	0	1	0	0	1	10	0	0
Berry, Brandon dh	3	0	2	0	0	0	0	1	0
Pehl, Robert 2b	3	0	1	0	0	2	1	2	0
Santy, B.K. c	3	0	0	0	0	1	5	0	3
Forgione, Erik ss	2	0	0	0	0	2	2	0	0
Acker, Mac ph	1	0	0	0	0	0	0	0	0
Afenir, Ty ss	0	0	0	0	0	0	0	0	0
Davis, Tyler p	0	0	0	0	0	0	0	0	0
Kane, Tyler p	0	0	0	0	0	0	2	0	0
Voth, Austin p	0	0	0	0	0	0	0	1	0
Totals	30	1	6	1	1	7	27	10	4

Score by Innings	1	2	3	4	5	6	7	8	9	R	H	E
Arizona	0	0	0	0	1	1	2	0	0	4	9	0
Washington	1	0	0	0	0	0	0	0	1	6	1	1

E - Lamb(6). DP - ARIZ 2. WASH 1. LOB - ARIZ 8; WASH 4. 2B - Field, J.(7); Refsnyder(11); Mejias-Brean 2(13); Brown, B.(7). HBP - Field, J. 2. SH - Brown, B.(2); Meggs(15). SB - Rickard, J.(10).

Arizona	ip	h	r	er	bb	so	ab	bf
Wade, Konner	9.0	6	1	1	1	7	30	32
Washington	ip	h	r	er	bb	so	ab	bf
Davis, Tyler	4.1	3	1	1	1	2	17	20
Kane, Tyler	1.2	5	3	3	0	0	8	9
Voth, Austin	3.0	1	0	0	0	3	10	10

Win - Wade, K. (5-1). Loss - Kane (2-1). Save - None.

HBP - by Davis (Field, J.); by Davis (Field, J.). Inherited runners/scored: Kane 2/1; Voth 1/1.

Umpires - HP: Ryan Bleiberg 1B: Greg Charles 3B: Phil Benson
 Start: 2:02 pm Time: 2:30 Attendance: 518
 Weather: Mid 60s, Mostly Sunny, Breezy
 Kane faced 2 batters in the 7th.

2012 Arizona Wildcats Baseball
#13 Arizona at Washington
Apr 22, 2012 at Seattle, Wash. (Husky Ballpark)

Arizona 5 (26-13,12-6 Pac-12)

Washington 6 (20-17,6-9 Pac-12)

Player	ab	r	h	rbi	bb	so	po	a	lob
Field, Johnny cf	4	0	1	2	0	0	1	0	1
Maggi, Joseph lf/1b	5	0	0	1	1	0	3	0	3
Mejia, Alex ss	5	1	1	0	0	1	3	2	1
Refsnyder, Robert rf	6	0	1	0	0	0	4	0	0
Mejias-Brean, Seth 3b	5	1	2	1	1	0	0	2	2
Brown, Bobby dh	5	1	2	0	1	0	0	0	3
Moore, Riley c	4	1	1	0	1	0	11	1	2
Gilbert, Trent 2b	5	1	2	0	1	1	0	1	0
Dixon, Brandon 1b	4	0	0	0	0	2	12	1	0
Berger, Jordan ph	1	0	0	0	0	0	0	1	0
Littleman, Vincent lf	0	0	0	0	0	0	0	0	0
Farris, James p	0	0	0	0	0	1	1	0	0
Troupe, Mathew p	0	0	0	0	0	0	0	0	0
Manthei, Stephen p	0	0	0	0	0	0	1	0	0
Totals	44	5	10	4	5	4	35	9	13

Player	ab	r	h	rbi	bb	so	po	a	lob
Ray, Jayce cf	6	1	3	0	0	2	6	0	0
Meggs, Joe lf	3	1	1	0	0	0	1	0	0
Jackson, Matt pr	0	0	0	0	0	0	0	0	0
Sparks, Will lf	0	0	0	0	0	0	0	0	0
Camporeale, Michael ph/lf	1	0	1	0	0	0	0	0	0
Lamb, Jacob 3b	3	3	1	1	3	1	1	2	0
Anselment, Chase rf	4	0	1	3	0	1	1	0	0
Brown, Caleb pr/rf	2	1	1	0	0	0	1	0	0
Mitsui, Trevor 1b	5	0	1	0	1	1	19	0	3
Berry, Brandon dh	5	0	2	2	0	3	0	0	0
Pehl, Robert 2b	3	0	0	0	0	1	2	2	0
Acker, Mac ph	1	0	0	0	0	0	0	1	0
Afenir, Ty 2b/ss	1	0	0	0	0	1	0	2	3
Santy, B.K. c	4	0	0	0	1	1	3	2	0
Forgione, Erik ss	2	0	0	0	1	0	1	8	1
Ely, Andrew ph/2b	2	0	0	0	0	0	0	1	0
Brigham, Jeff p	0	0	0	0	0	0	0	1	0
Wright, Zach p	0	0	0	0	0	0	0	0	0
Palewicz, Nick p	0	0	0	0	0	0	1	0	0
Fredendall, Joshua p	0	0	0	0	0	0	0	0	0
Kane, Tyler p	0	0	0	0	0	0	1	0	0
Totals	42	6	11	6	6	11	36	19	10

Score by Innings	1	2	3	4	5	6	7	8	9	R	H	E
Arizona	1	0	0	3	0	0	0	0	1	0	5	10
Washington	2	0	0	0	0	0	0	3	0	0	6	11

Note: 2 outs, 2 runners LOB when the game ended.

E - Lamb(7); Pehl(3). DP - ARIZ 1; WASH 1. LOB - ARIZ 13; WASH 10. 2B - Field, J.(8); Mejias-Brean(14); Moore, R.(8); Ray(10); Camporeale(7); Anselment(3); Brown(4). 3B - Lamb(1). HBP - Field, J. 2; Meggs. SH - Mejia, A.(7); Moore, R.(7); Dixon, B.(7); Meggs(16). SF - Berry(1). SB - Mejia, A.(4); Dixon, B.(7). CS - Ray(7).

Arizona	ip	h	r	er	bb	so	ab	bf
Farris, James	7.1	4	3	3	2	7	25	29
Troupe, Mathew	0.0	1	2	2	1	0	1	2
Manthei, Stephen	4.1	6	1	1	3	4	16	20
Washington	ip	h	r	er	bb	so	ab	bf
Brigham, Jeff	3.0	4	4	3	3	0	12	17
Wright, Zach	2.0	2	0	0	0	1	8	8
Palewicz, Nick	2.0	1	0	0	1	0	6	8
Fredendall, Joshua	4.0	3	1	0	1	2	16	18
Kane, Tyler	1.0	0	0	0	0	1	2	3

Win - Kane (3-1). Loss - Manthei, S. (5-4). Save - None.

WP - Fredendall(4). HBP - by Brigham (Field, J.); by Fredendall (Field, J.); by Farris, J. (Meggs). BK - Fredendall(1). Inherited runners/scored: Troupe, M. 1/1; Manthei, S. 1/1; Wright 3/3; Kane 1/0.

Umpires - HP: Greg Charles 1B: Phil Benson 3B: Ryan Bleiberg
 Start: 1:01 pm Time: 4:09 Attendance: 532
 Weather: Low 70s, Mostly Sunny, Breezy
 Brigham faced 3 batters in the 4th.
 Troupe, M. faced 2 batters in the 8th.

2012 Arizona Wildcats Baseball
East Tennessee State at #11 Arizona
Apr 27, 2012 at Tucson, Ariz. (Hi Corbett Field)

East Tennessee State 7 (19-22)

Arizona 24 (27-13)

Player	ab	r	h	rbi	bb	so	po	a	lob
GREEN, Andrew rf	4	2	2	1	0	1	2	0	0
FREEMAN, Clinton 1b/lf	5	1	3	3	0	1	6	0	0
PRATT, Dylan dh/1b	5	0	2	0	0	2	3	1	0
SCRUGGS, Matthew cf	5	0	0	0	1	2	0	1	0
DOANE, Kerry ss	5	1	2	0	0	2	0	5	0
NIESMAN, Derek 2b	2	0	1	1	1	0	2	0	0
THOMPSON, Zach ph/2b	2	0	1	0	0	1	1	0	0
RIOPEDERE, Chris 3b	3	0	1	2	0	1	0	0	3
REYNOLDS, Alex 3b	0	0	0	0	0	0	0	0	0
SANFORD, Jordan c/p	2	0	1	0	1	0	0	0	0
WATERS, Zach c/p	5	0	0	0	0	1	3	2	4
BETTERSON, Cory If	3	2	2	0	0	0	3	0	0
BARNETT, Skyler c	1	1	1	0	0	0	2	0	0
LONG, Jake p	0	0	0	0	0	0	0	0	0
CHESNEY, Will p	0	0	0	0	0	0	0	0	0
CARTER, Will p	0	0	0	0	0	0	0	1	0
Totals	42	7	16	7	11	24	9	1	0

2012 Arizona Wildcats Baseball
East Tennessee State at #11 Arizona
Apr 28, 2012 at Tucson, Ariz. (Hi Corbett Field)

East Tennessee State 4 (19-23)**Arizona 6 (28-13)**

Player	ab	r	h	rbi	bb	so	po	a	lob
GREEN, Andrew rf	4	1	1	0	0	1	0	0	0
FREEMAN, Clinton 1b	5	0	3	2	0	1	11	0	0
PRATT, Dylan dh	5	0	1	1	0	0	0	0	2
REYNOLDS, Alex pr	0	0	0	0	0	0	0	0	0
SCRUGGS, Matthew cf	5	0	1	1	0	3	4	0	3
SANFORD, Jordan 3b	3	0	0	0	2	0	2	0	2
BETTERSON, Cory lf	2	0	0	0	1	1	2	0	0
HERSHEY, Mason c	4	1	1	0	0	0	4	2	0
NIESMAN, Derek 2b	1	0	0	0	0	0	0	1	1
THOMPSON, Zach 2b	3	1	3	0	0	0	0	4	0
DOANE, Kerry ss	1	0	0	0	0	0	0	0	0
RIOPEDRE, Chris ph/ss	2	1	0	0	0	1	2	1	0
LONG, John p	0	0	0	0	0	1	1	0	0
NESSLETT, Jimmy p	0	0	0	0	0	0	0	0	0
Totals	35	4	10	4	1	9	24	11	9

Score by Innings	1	2	3	4	5	6	7	8	9	R	H	E
East Tennessee State	0	0	1	2	0	0	0	0	1	4	10	2
Arizona	2	0	2	0	1	0	0	1	X	6	13	2

E - SANFORD(2); THOMPSON(2); Gilbert, T. 2(9). DP - ARIZ 1. LOB - ETSU 9; ARIZ 9. 2B - FREEMAN(9); PRATT(8); SCRUGGS(6); THOMPSON(5); Mejias-Brean(15); Dixon, B.(7). 3B - Mejia, A.(4); Refsnyder(4). HR - Brown, B.(2). HBP - GREEN; SANFORD; RIOPEDRE. SH - BETTERSON(7); Refsnyder(2); Dixon, B.(8). SF - Mejias-Brean 2(4). SB - Refsnyder(10). CS - SANFORD(1).

East Tennessee State	ip	h	r	er	bb	so	ab	bf
LONG, John	7.1	13	6	5	1	5	32	37
NESSLETT, Jimmy	0.2	0	0	0	0	0	2	2

Arizona	ip	h	r	er	bb	so	ab	bf
Wade, Konner	7.1	8	3	3	1	7	29	33
Manthei, Stephen	1.2	2	1	1	0	2	6	7

Win - Wade, K. (6-1). Loss - LONG, Jo. (5-5). Save - Manthei, S. (2).

WP - Manthei, S.(2). HBP - by Wade, K. (GREEN); by Wade, K. (SANFORD); by Manthei, S. (RIOPEDRE). Inherited runners/scored: NESSELT 2/0; Manthei, S. 1/0.

Umpires - HP: Darren Hyman 1B: Kevin Daugherty 3B: Patrick Riley

Start: 4:02 pm Time: 2:43 Attendance: 1706

Weather: Low 80s, Sunny, Light Breeze

2012 Arizona Wildcats Baseball
East Tennessee State at #11 Arizona
Apr 29, 2012 at Tucson, Ariz. (Hi Corbett Field)

East Tennessee State 6 (19-24)**Arizona 21 (29-13)**

Player	ab	r	h	rbi	bb	so	po	a	lob
GREEN, Andrew rf	5	2	2	0	0	0	2	1	1
SCRUGGS, Matthew cf	5	1	1	0	2	4	0	0	0
FREEMAN, Clinton 1b/p	5	0	3	2	0	1	4	0	0
PRATT, Dylan dh/1b	4	0	0	1	0	1	3	0	0
McEACHERN, Kuehl p	0	0	0	0	0	0	0	0	0
RICE, Logan p	0	0	0	0	0	0	0	0	0
REYNOLDS, Alex ph	1	0	0	0	0	0	0	2	0
THOMPSON, Zach 2b	1	0	0	0	0	1	0	0	0
McPHERSON, Corey 2b	3	0	0	0	0	0	2	2	1
SANFORD, Jordan 3b	3	1	2	0	1	1	2	2	0
BETTERSON, Cory lf	4	0	2	0	0	1	1	0	1
BARNETT, Skyler c	1	0	0	0	0	1	1	1	1
HERSHEY, Mason ph/c	1	2	0	1	0	3	1	0	0
RIOPEDRE, Chris ss	4	0	2	1	0	1	2	3	1
DOANE, Kerry p	0	0	0	0	0	0	1	0	0
Totals	37	6	12	6	1	8	24	11	7

Player	ab	r	h	rbi	bb	so	po	a	lob
Field, Johnny cf	5	3	4	2	0	0	0	3	0
Mejia, Alex ss	5	2	2	2	1	0	2	4	1
Refsnyder, Robert rf	5	3	3	3	0	0	2	0	0
Mejias-Brean, Seth 3b	6	3	3	4	0	1	0	3	0
Brown, Bobby dh	4	1	4	2	0	0	0	0	0
Parmenter, Tyler ph/dh	2	0	0	0	0	0	0	0	0
Moore, Riley c	2	1	2	3	0	0	0	6	0
Berger, Jordan ph/c	2	0	0	0	0	0	2	0	2
Maggi, Joseph lf	6	3	4	2	0	0	1	0	2
Lopez, David 2b	5	2	1	0	1	2	4	2	2
Dixon, Brandon 1b	4	3	2	1	1	0	7	0	0
Farris, James p	0	0	0	0	0	0	0	1	0
Bill, Auguey p	0	0	0	0	0	0	0	0	0
Troupe, Mathew p	0	0	0	0	0	0	0	0	0
Totals	46	21	27	19	3	3	27	10	8

Score by Innings	1	2	3	4	5	6	7	8	9	R	H	E
East Tennessee State	1	0	2	1	0	1	0	0	1	6	12	3
Arizona	1	2	2	0	1	6	3	6	X	21	27	0

E - HERSHEY(4); RIOPEDRE(4); DOANE(11). DP - ARIZ 1. LOB - ETSU 7; ARIZ 8. 2B - GREEN(3); FREEMAN(10); RIOPEDRE(3); Field, J. 2(12); Refsnyder 2(14); Maggi, J.(3). 3B - GREEN(5); Field, J.(4). HBP - HERSHEY. SH - HERSHEY(2); Field, J.(6). SF - Refsnyder(2); Moore, R. 2(7). SB - SANFORD(1); Refsnyder(11); Brown, B. 2(6). CS - Moore, R.(2).

East Tennessee State	ip	h	r	er	bb	so	ab	bf
DOANE, Kerry	5.1	15	12	8	1	1	27	31
FREEMAN, Clinton	1.2	5	3	3	1	0	9	11
McEACHERN, Kuehl	0.1	6	6	6	1	1	7	8
RICE, Logan	0.2	1	0	0	0	1	3	3

Arizona	ip	h	r	er	bb	so	ab	bf
Farris, James	6.0	10	5	5	0	5	26	27
Bill, Auguey	2.0	0	0	0	1	2	6	7
Troupe, Mathew	1.0	2	1	1	0	1	5	6

Win - Farris, J. (5-2). Loss - DOANE (4-3). Save - None.

HBP - by Troupe, M. (HERSHEY). Inherited runners/scored: FREEMAN 3/3; RICE 3/2.

Umpires - HP: Kevin Daugherty 1B: Patrick Riley 3B: Darren Hyman

Start: 12:01 pm Time: 3:04 Attendance: 1737

Weather: Upper 80s, Sunny, Breezy

2012 Arizona Wildcats Baseball
#10 Oregon at #11 Arizona
May 4, 2012 at Tucson, Ariz. (Hi Corbett Field)

Oregon 6 (33-13,15-7 Pac-12)**Arizona 1 (29-14,12-7 Pac-12)**

Player	ab	r	h	rbi	bb	so	po	a	lob
Payne, Aaron 2b	4	0	3	3	0	1	0	2	0
Jones, Aaron dh	5	0	1	0	3	0	0	0	0
Healy, Ryan 1b	5	2	2	1	0	0	5	0	2
Thomas, Brett lf	1	0	1	0	2	0	3	0	0
Garlick, Kyle rf	5	0	1	1	0	0	7	0	2
Mendenhall, Andrew pr/rf	0	0	0	0	0	0	0	0	0
Hambright, Ryan 3b	4	1	1	0	0	0	0	0	0
Walker, Thomas ph/3b	1	0	0	0	0	0	0	0	0
Hambright, Brett c	4	1	2	0	0	0	7	2	0
Hofmann, Connor cf	3	1	1	0	0	1	1	0	2
Shepherd, Kevin ss	4	1	1	0	0	0	4	2	0
Keudell, Alex p	0	0	0	0	0	0	0	0	0
Totals	36	6	13	6	2	5	27	6	9

Score by Innings	1	2	3	4	5	6	7	8	9	R	H	E
Oregon	0	2	1	0	0	2	0	0	1	6	13	2
Arizona	0	0	0	0	0	0	1	0	0	1	7	2

E - Thomas, B(1); Shepherd, K(2); Mejia, A.(13); Maggi, J.(2). DP - ORE 1; ARIZ 2. LOB - ORE 9; ARIZ 6. 2B - Brown, B.(9). 3B - Field, J.(5). HR - Healy, R(3). HBP - Thomas, B; Hofmann, C. SH - Payne, A(11); Thomas, B(6). SB - Payne, A(13). CS - Thomas, B(4); Mendenhall(3); Rickard, J.(5); Mejia, A.(5).

Oregon	ip	h	r	er	bb	so	ab	bf
Keudell, Alex	9.0	7	1	1	2	7	32	34

Arizona	ip	h	r	er	bb	so	ab	bf
Heyer, Kurt	8.0	12	5	3	1	5	33	38
Troupe, Mathew	0.1	1	1	1	1	0	2	3
Crawford, Tyler	0.2	0	0	0	0	0	1	1

Win - Keudell, A (8-3). Loss - Heyer, K. (8-2). Save - None.

WP - Heyer, K.(2). HBP - by Heyer, K. (Thomas, B); by Heyer, K. (Hofmann, C). PB - Moore, R.(15). Inherited runners/scored: Crawford, T. 1/0.

Umpires - HP: Gus Rodriguez 1B: Chuck Lyon 3B: Greg Charles

Start: 6:02 pm Time: 2:29 Attendance: 3317

Weather: Upper 80s, Mostly Clear

2012 Arizona Wildcats Baseball
#10 Oregon at #11 Arizona
May 5, 2012 at Tucson, Ariz. (Hi Corbett Field)

Oregon 6 (33-14,15-8 Pac-12)**Arizona 12 (30-14,13-7 Pac-12)**

Player	ab	r	h	rbi	bb	so	po	a	lob
Payne, Aaron 2b	4	0	1	2	1	0	3	0	0
Jones, Aaron dh	4	0	1	0	1	0	0	1	0
Healy, Ryan 1b	5	0	1	0	0	2	10	1	4
Thomas, Brett lf	5	1	2	1	0	2	2	0	2
Garlick, Kyle rf	5	2	2	0	0	1	0	0	0
Hambright, Ryan 3b	5	2	2	2	0	0	1	1	2
Hambright, Brett c	3	0	1	0	0	0	1	1	1
Hofmann, Connor cf	3	0	1	1	0	0	4	0	0
Mendenhall, Andrew ph/cf	1	0	0	0	0	0	0	0	0
Shepherd, Kevin ss	2	1	0	0	1	0	3	4	2
Reed, Jake p	0	0	0	0	0	0	0	1	0
Housey, Joey p	0	0	0	0	0	0	0	0	0
Spencer, Jordan p	0	0	0	0	0	0	0	1	0
Wylie, David p	0	0	0	0	0	0	0	0	0
Flamion, Billy p	0	0	0	0	0	0	0	0	0
Totals	37	6	11	6	3	6	24	12	9

Player	ab	r	h	rbi	bb	so	po	a	lob
Rickard, Joey cf	4	2	1	1	1	0	0	0	2
Field, Johnny lf	5	2	3	3	0	0	0	0	0
Mejia, Alex ss	5	1	4	1	0	0	1	4	0
Refsnyder, Robert rf	5	1	1	0	0	0	0	0	0
Mejias-Brean, Seth 3b	5	1	2	0	0	0	0	1	3
Brown, Bobby dh	2	2	0	0	3	0	0	0	1
Moore, Riley c	2	1	1	2	2	0	6	0	0
Dixon, Brandon 1b	3	1	1	1	1	0	18	1	0
Gilbert, Trent 2b	5	1	2	2	0	1	2	6	3
Wade, Konner p	0	0	0	0	0	0	0	1	0
Crawford, Tyler p	0	0	0	0	0	0	0	1	0
Manthei, Stephen p	0	0	0	0	0	0	0	0	0
Totals	36	12	15	10	7	1	27	14	9

Score by Innings	1	2	3	4	5	6	7	8	9	R	H	E
Oregon	0	3	2	0	1	0	0	0	0	6	11	3
Arizona	0	6	0	2	1	1	0	2	X	12	15	2

E - Payne, A(7); Hambright, B(3); Reed, J(3); Refsnyder 2(4). DP - ARIZ 1. LOB - ORE 9; ARIZ 9. 2B - Refsnyder(15); Mejias-Brean(16). 3B - Payne, A(2); Garlick, K(3). HR - Thomas, B(1); Field, J.(1). HBP - Shepherd, K. SH - Hambright, B(8); Moore, R.(8); Dixon, B.(9). SB - Payne, A(14); Garlick, K(8); Shepherd, K(3). CS - Refsnyder(3).

Oregon	ip	h	r	er	bb	so	ab	bf
Reed, Jake	4.2	10	9	8	3	0	23	27
Housey, Joey	1.0	3	1	1	0	0	5	5
Spencer, Jordan	1.0	0	0	0	1	1	2	4
Wylie, David	1.0	2	2	2	3	0	5	8
Flamion, Billy	0.1	0	0	0	0	0	1	1

2012 Arizona Wildcats Baseball
#10 Oregon at #11 Arizona
May 6, 2012 at Tucson, Ariz. (Hi Corbett Field)

Oregon 3 (34-14,16-8 Pac-12)**Arizona 1 (30-15,13-8 Pac-12)**

Player	ab	r	h	rbi	bb	so	po	a	lob
Payne, Aaron 2b	3	0	1	0	1	0	3	3	0
Jones, Aaron dh	4	0	2	1	0	0	0	0	1
Healy, Ryon 1b	4	0	0	0	2	13	2	2	
Thomas, Brett lf	4	1	1	0	0	1	1	0	1
Garlick, Kyle rf	3	1	1	0	0	0	0	0	0
Mendenhall, Andrew rf	0	0	0	0	0	0	0	0	0
Hambright, Ryan 3b	4	0	0	0	1	0	5	0	
Hambright, Brett c	4	0	1	1	0	1	3	1	0
Hofmann, Connor cf	4	0	1	0	0	1	3	0	0
Shepherd, Kevin ss	3	1	0	0	1	2	5	2	
Gold, Jeff p	0	0	0	0	0	2	0	0	
Sherfy, Jimmie p	0	0	0	0	0	0	0	0	0
Totals	33	3	7	2	2	7	27	16	6

Score by Innings	1	2	3	4	5	6	7	8	9	R	H	E
Oregon	0	0	0	0	0	0	1	1	1	3	7	0
Arizona	0	0	0	0	1	0	0	0	0	1	5	0

DP - ORE 3. LOB - ORE 6; ARIZ 3. 2B - Jones, A.(11). HR - Brown, B.(3). HBP - Mejia, A.. SH - Garlick, K(3). CS - Refsnyder(4).

Oregon	ip	h	r	er	bb	so	ab	bf	np
Gold, Jeff	5.1	4	1	1	2	1	18	20	77
Sherfy, Jimmie	3.2	1	0	0	0	2	10	11	36

Arizona	ip	h	r	er	bb	so	ab	bf	np
Farris, James	7.2	4	2	1	2	6	27	29	108
Manthei, Stephen	1.1	3	1	1	0	1	6	7	20

Win - Sherfy, J (4-2). Loss - Farris, J. (5-3). Save - None.
 WP - Manthei, S.(3). HBP - by Sherfy, J (Mejia, A.). BK - Farris, J.(2). PB - Moore, R. 3(18). Inherited runners/scored: Sherfy, J 2/0; Manthei, S. 1/0. Pitches/strikes: Gold, J 77/48; Sherfy, J 36/26; Farris, J. 108/73; Manthei, S. 20/16.

Umpires - HP: Greg Charles 1B: Gus Rodriguez 3B: Chuck Lyon
 Start: 12:01 pm Time: 2:28 Attendance: 1996
 Weather: High 80s, Sunny, Breezy
 Game notes:
 UA Coach Andy Lopez ejected in top of 7th following a balk.

2012 Arizona Wildcats Baseball
#14 Arizona at California
May 11, 2012 at Berkeley, Calif. (Evans Diamond)

Arizona 3 (31-15,14-8 Pac-12)**California 1 (25-20,9-13 Pac-12)**

Player	ab	r	h	rbi	bb	so	po	a	lob
Rickard, Joey cf	4	0	1	0	1	3	0	2	
Field, Johnny lf	3	0	1	0	1	2	0	1	0
Mejia, Alex ss	3	0	1	2	1	0	2	3	0
Refsnyder, Robert rf	4	1	1	1	0	0	1	0	5
Mejias-Brean, Seth 3b	4	0	0	0	0	2	0	0	0
Brown, Bobby dh	4	0	2	0	0	0	0	0	0
Moore, Riley c	3	0	0	0	0	1	7	2	0
Gilbert, Trent 2b	1	2	0	0	3	1	2	0	
Dixon, Brandon 1b	2	0	0	0	0	11	0	0	
Heyer, Kurt p	0	0	0	0	0	0	0	0	0
Totals	28	3	6	3	6	5	27	8	7

Player	ab	r	h	rbi	bb	so	po	a	lob
Danny Oh lf	3	1	1	0	0	1	0	0	0
Andrew Knapp rf	4	0	1	0	0	0	0	3	0
Tony Renda 2b	3	0	0	0	1	2	3	5	0
Mitch Delfino 1b	3	0	0	1	0	1	12	0	1
Vince Bruno dh	4	0	1	0	0	0	0	0	1
Chadd Krist c	4	0	0	0	0	1	5	1	0
Darrel Matthews cf	4	0	2	0	0	2	3	0	0
Mike Reuekamp 3b	2	0	0	0	0	1	2	0	0
Chad Bunting ph	1	0	0	0	0	0	0	0	0
Derek Campbell 3b	0	0	0	0	0	0	0	1	0
Brenden Farney ss	3	0	0	0	0	1	1	3	4
Michael Theofanopoul p	0	0	0	0	0	0	0	2	0
Michael Lowden p	0	0	0	0	0	0	0	0	0
Chris Muse-Fisher p	0	0	0	0	0	0	0	0	0
Matt Evanoff p	0	0	0	0	0	0	0	0	0
Stephen Pistoiresi p	0	0	0	0	0	0	0	0	0
Totals	31	1	5	1	1	9	27	14	6

Score by Innings	1	2	3	4	5	6	7	8	9	R	H	E
Arizona	0	0	1	0	1	0	0	1	0	3	6	2
California	1	0	0	0	0	0	0	0	0	1	5	0

E - Moore, R.(11); Gilbert, T.(10). DP - CAL 2. LOB - ARIZ 7; CAL 6. 2B - Field, J.(13). HR - Refsnyder(5). HBP - Oh. SH - Moore, R.(9); Dixon, B. 2(11). SF - Delfino(2). SB - Oh(4).

Arizona	ip	h	r	er	bb	so	ab	bf
Heyer, Kurt	9.0	5	1	0	1	9	31	34

California	ip	h	r	er	bb	so	ab	bf
Michael Theofanopoul	4.1	3	2	2	3	2	14	19
Michael Lowden	0.0	0	0	0	2	0	0	2
Chris Muse-Fisher	3.2	2	1	1	0	2	11	11
Matt Evanoff	0.1	1	0	0	1	0	1	3
Stephen Pistoiresi	0.2	0	0	0	0	1	2	2

Win - Heyer, K. (9-2). Loss - Theofanopoul (3-5). Save - None.
 HBP - by Heyer, K. (Oh). Inherited runners/scored: Lowden 2/1; Muse-Fisher 3/0; Pistoiresi 2/0.

Umpires - HP: Scott Higgins 1B: Kelly Gonzales 3B: Anthony Norris
 Start: 3:33 pm Time: 2:29 Attendance: 276
 Weather: Sunny, Mid 70s, Breezy
 Lowden faced 2 batters in the 5th.

2012 Arizona Wildcats Baseball
#14 Arizona at California
May 12, 2012 at Berkeley, Calif. (Evans Diamond)

Arizona 4 (32-15,15-8 Pac-12)**California 1 (25-21,9-14 Pac-12)**

Player	ab	r	h	rbi	bb	so	po	a	lob
Rickard, Joey cf	5	1	1	1	0	1	2	0	2
Field, Johnny lf	4	1	2	0	1	0	5	0	0
Mejia, Alex ss	4	0	0	0	0	1	1	1	0
Refsnyder, Robert rf	4	2	2	1	0	0	1	0	0
Mejias-Brean, Seth 3b	3	0	0	0	1	1	2	2	1
Brown, Bobby dh	4	0	2	2	0	1	0	0	0
Moore, Riley c	4	0	1	0	0	0	9	0	1
Gilbert, Trent 2b	3	0	2	0	0	1	0	2	0
Maggi, Joseph 1b	3	0	0	0	0	0	4	2	
Dixon, Brandon 1b	1	0	0	0	0	1	3	0	2
Wade, Konner p	0	0	0	0	0	0	0	1	0
Totals	35	4	10	4	2	6	27	6	8

Score by Innings	1	2	3	4	5	6	7	8	9	R	H	E
Arizona	3	0	0	0	0	0	0	1	0	4	10	0
California	0	0	0	0	0	1	0	0	0	1	3	0

LOB - ARIZ 8; CAL 8. 2B - Knapp(14). HR - Rickard, J.(1); Refsnyder(6); Renda(5). HBP - Gilbert, T.; Reuekamp 2. SH - Mejia, A.(8). SB - Refsnyder(12); Gilbert, T.(3). CS - Mejia, A.(6).

Arizona	ip	h	r	er	bb	so	ab	bf
Wade, Konner	9.0	3	1	1	4	7	30	36

California	ip	h	r	er	bb	so	ab	bf
Matt Flemer	7.0	8	3	3	1	4	27	30
Joey Donofrio	1.0	2	1	1	1	1	5	6
Logan Scott	1.0	0	0	0	0	1	3	3

Win - Wade, K. (7-1). Loss - Flemer (7-4). Save - None.
 WP - Flemer(3). HBP - by Flemer (Gilbert, T.); by Wade, K. (Reuekamp). BK - Wade, K.(3). Inherited runners/scored: None.

Umpires - HP: Kelly Gonzales 1B: Tony Norris 3B: Scott Higgins
 Start: 1:04 pm Time: 2:35 Attendance: 474
 Weather: High 60s, Mostly Sunny, Breezy

2012 Arizona Wildcats Baseball
#14 Arizona at California
May 13, 2012 at Berkeley, Calif. (Evans Diamond)

Arizona 7 (33-15,16-8 Pac-12)**California 4 (25-22,9-15 Pac-12)**

Player	ab	r	h	rbi	bb	so	po	a	lob
Rickard, Joey cf	5	0	0	0	0	2	5	0	1
Field, Johnny lf	5	3	4	1	0	0	3	1	0
Mejia, Alex ss	3	2	1	0	1	0	3	2	3
Refsnyder, Robert rf	3	2	1	2	1	0	2	0	0
Mejias-Brean, Seth 3b	4	0	1	2	0	0	1	0	0
Brown, Bobby dh	5	0	1	1	0	1	0	0	2
Moore, Riley c	5	0	1	0	0	2	4	1	0
Gilbert, Trent 2b	2	0	0	0	1	0	1	5	0
Dixon, Brandon 1b	3	0	1	0	1	1	8	0	3
Farris, James p	0	0	0	0	0	0	0	1	0
Hale, Tyler p	0	0	0	0	0	0	0	1	0
Crawford, Tyler p	0	0	0	0	0	0	0	0	0
Totals	35	7	10	6	4	6	27	11	9

Player	ab	r	h	rbi	bb	so	po	a	lob
Darrel Matthews lf	3	0	0	1	0	0	1	0	0
Derek Campbell ph/lf	2	0	0	0	0	0	0	0	0
Andrew Knapp rf	3	0	0	0	1	0	5	0	2
Tony Renda 2b	4	0	0	0	0	1	1	2	0
Mitch Delfino 1b	4	1	3	0	0	0	9	0	0
Vince Bruno dh	2	1	1	0	2	0	0	0	0
Chadd Krist c	3	1	1	1	1	6	0	1	
Chad Bunting cf	3	0	0	0	1	1	2	0	3
Brenden Farney ss	3	0	1	2	1	0	1	5	0
Mike Reuekamp 3b	2	1	0	0	1	1	2	2	0
Justin Jones p	0	0	0	0	0	0	0	0	0
Kyle Porter p	0	0	0	0	0	0	0	1	0
Keaton Siomkin p	0	0	0	0	0	0	0	0	0
Totals	29	4	6	4	7	4	27	10	6

Score by Innings	1	2	3	4	5	6	7	8	9	R	H	E
Arizona	3	0	1	1	0	1	0	1	0	7	10	0
California	0	3	0	1	0	0	0	0	0	4	6	4

E - Farney(4); Jones 3(3). DP - ARIZ 1. LOB - ARIZ 9; CAL 6. 2B - Field, J.(14); Dixon, B.(8); Farney(4). HR - Field, J.(2). HBP - Gilbert, T.; Reuekamp. SH - Mejia, A.(9). SF - Refsnyder(3); Mejias-Brean(5). SB - Gilbert, T.(4). CS - Knapp(3); Farney(1).

Arizona	ip	h	r	er	bb	so	ab	bf
Farris, James	3.0	5	3	3	3	2	13	17
Hale, Tyler	2.0	0	1	1	4	1	4	8
Crawford, Tyler	4.0	1	0	0	0	1	12	12

California	ip	h	r	er	bb	so	ab	bf
Justin Jones	4.0	6	5	3	4	3	18	24
Kyle Porter	4.0	4	2	2	0	2	14	16
Keaton Siomkin	1.0	0	0	0	0	1	3	3

Win - Hale, T. (2-0). Loss - Jones (4-7). Save - Crawford, T. (1).
 WP - Hale, T.(5); Jones 2(9). HBP - by Jones (Gilbert, T.); by Farris, J. (Reuekamp). BK - Farris, J.(3). Inherited runners/scored: Hale, T. 1/0; Crawford, T. 1/0.

Umpires - HP: Tony Norris 1B: Scott Higgins 3B: Kelly Gonzales
 Start: 1:05 pm Time: 2:57 Attendance: 774
 Weather: Low 60s, Partly Cloudy, Windy
 Game notes:
 California assistant coach Mike Neu ejected in top of 1st inning.
 Farris, J. faced 1 batter in the 4th.
 Hale, T. faced 1 batter in the 6th.

2012 Arizona Wildcats Baseball
#14 Arizona at #18 Arizona State
May 16, 2012 at Tempe, Ariz. (Packard Stadium)

Arizona 10 (34-15)**Arizona State 2 (32-18)**

Player	ab	r	h	rbi	bb	so	po	a	lob
Rickard, Joey cf	4	1	1	0	0	1	3	0	4
Field, Johnny lf	2	2	0	0	2	0	3	0	0
Mejia, Alex ss	5	1	0	0	0	0	1	3	0
Refsnyder, Robert rf	3	1	1	2	2	0	1	0	2
Mejias-Brean, Seth 3b	4	1	1	1	0	0	3	2	
Brown, Bobby dh	4	2	2	3	1	1	0	0	0
Moore, Riley c	3	2	2	0	2	0	9	0	0
Gilbert, Trent 2b	5	0	1	2	0	1	1	0	2
Maggi, Joseph 1b	3	0	2	1	0	1	5	0	0
Dixon, Brandon 1b	2	0	0	1	0	1	4	0	1
Troupe, Mathew p	0	0	0	0	0	0	0	0	0
Crawford, Tyler p	0	0	0	0	0	0	0	0	0
Totals	35	10	10	10	8	5	27	6	11

Player	ab	r	h	rbi	bb	so	po	a	lob
Aplin, Andrew cf	5	0	1	0	0	0	1	2	0
Marrero, Deven ss	4	0	0	0	0	0	1	4	6
DeMichele, Joey 2b	4	0	1	0	0	0	1	5	3
Ruiz, Abe 1b	3	1	1	1	1	1	5	0	0
McDonald, James lf	3	0	1	0	0	1	1	0	0
Causey, Nathaniel dh	4	1	1	0	0	2	0	0	4
Benjamin, Michael 3b	3	0	1	0	0	1	0	2	2
Maggi, Beau c	4	0	1	1	0	2	6	2	0
Allen, Trevor rf	4	0	0	0	0	0	3	0	0
Gillies, Darin p	0	0	0	0	0	0	0	0	0
McCreery, Adam p	0	0	0	0	0	0	0	1	0
Bonilla, Brandon p	0	0	0	0	0	0	0	1	0
Lopez, Joseph p	0	0	0	0	0	0	0	0	0
Dunbar, Matthew p	0	0	0	0	0	0	0	0	0
McAlister, Josh p	0	0	0	0	0	0	0	0	0
Totals	34	2	7	2	3	9	27	15	8

Score by Innings	1	2	3	4	5	6	7	8	9	R	H	E
Arizona	3	0	1	0	1	5	0	0	0	10	10	0
Arizona State	0	0	0	0	0	0	0	2		2	7	3

E - Marrero, D.(12); DeMichele, J(7); Gillies, D.(2). DP - ASU 2. LOB - ARIZ 11; ASU 8. 2B - Refsnyder(16); Mejias-Brean(17). 3B - DeMichele, J(7). HR - Brown, B.(4); Ruiz, A.(12). HBP - Rickard, J. 2; Field, J. SH - Field, J.(7); Mejia, A.(10). SB - Rickard, J.(11); Moore, R.(2).

Arizona	ip	h	r	er	bb	so	ab	bf
Troupe, Mathew	5.0	2	0	0	3	6	17	20
Crawford, Tyler	4.0	5	2	2	0	3	17	17

Arizona State	ip	h	r	er	bb	so	ab	bf
Gillies, Darin	1.2	3	3	2	0	1	7	12
McCreery, Adam	1.1	2	1	1	1	1	6	7
Bonilla, Brandon	2.0	1	1	1	2	2	7	9
Lopez, Joseph	0.1	1	4	3	0	2	5	
Dunbar, Matthew	1.2	1	1	1	2	0	6	8
McAlister, Josh	2.0	2	0	0	0	1	7	7

Win - Troupe, M. (3-1). Loss - Gillies, D. (1-4). Save - Crawford, T. (2).

WP - McCreery, A.(2); Lopez, J.(1); Dunbar, M.(2). HBP - by Gillies, D. (Rickard, J.); by Gillies, D. (Field, J.); by Gillies, D. (Rickard, J.). BK - Gillies, D.(2). Inherited runners/scored: McCreery, A. 2/0; Dunbar, M. 2/2.

Umpires - HP: Travis Katzenmeier 1B: Steve Mattingly 3B: Darren Hyman
 Start: 6:32 pm Time: 3:20 Attendance: 3098
 Weather: High 90s, Mostly Clear, Breezy

2012 Arizona Wildcats Baseball
#14 Arizona at USC
May 18, 2012 at Los Angeles, Calif. (Dedeaux Field)

Arizona 11 (35-15,17-8 Pac-12)**USC 1 (22-26,7-18 Pac-12)**

Player	ab	r	h	rbi	bb	so	po	a	lob
Rickard, Joey cf	5	2	3	1	0	0	0	0	0
Field, Johnny lf	4	2	1	0	2	0	4	0	2
Mejia, Alex ss	5	1	1	3	0	0	2	6	0
Refsnyder, Robert rf	3	2	1	2	2	1	3	0	1
Mejias-Brean, Seth 3b	5	2	1	0	0	0	2	2	
Brown, Bobby dh	4	1	2	1	0	0	0	0	0
Moore, Riley c	4	0	2	0	1	0	5	2	1
Gilbert, Trent 2b	5	0	1	0	0	2	2	3	2
Maggi, Joseph 1b	2	0	1	0	0	0	8	0	1
Dixon, Brandon pr/1b	2	1	0	0	0	2	3	0	0
Heyer, Kurt p	0	0	0	0	0	0	0	0	0
Bill, Auguey p	0	0	0	0	0	0	0	0	0
Totals	39	11	12	8	6	5	27	13	9

Player	ab	r	h	rbi	bb	so	po	a	lob
Roundtree, Kevin c	3	0	0	0	1	0	6	0	3
Roberts, James ss	3	0	1	0	0	0	0	1	4
Stubbs, Garrett ph/2b	1	0	0	0	0	1	0	0	0
Sherrod, Alex rf	3	0	0	0	0	1	2	0	0
Houts, Garret ph/rf	1	0	0	0	0	1	0	0	0
Foat, Matt 1b	4	0	0	0	0	1	13	0	1
Flores, Dante lf	2	1	1	0	1	0	1	0	0
Cotto Lozada, Omar ph	1	0	0	0	0	1	0	0	0
Garcia, Brandon dh	3	0	2	0	0	0	0	0	1
Aguirre, J.R. ph	1	0	0	0	0	0	0	0	0
Swick, Kevin 3b	3	0	2	0	0	0	0	1	0
Boras, Trent ph	1	0	0	0	0	0	0	0	0
Spear, Sean cf	3	0	0	0	0	0	3	0	0
Rodriguez, Andres 2b/ss	2	0	0	1	0	0	1	7	0
Mount, Ben p	0	0	0	0	0	0	0	1	0
Munson, Matt p	0	0	0	0	0	0	0	1	0
Berhel, Nick p	0	0	0	0	0	0	0	0	0
Hershiser, Jordan p	0	0	0	0	0	0	0	0	0
Totals	31	1	6	1	2	5	27	14	6

Score by Innings	1	2	3	4	5	6	7	8	9	R	H	E
Arizona	1	0	0	0	0	2	4	3	1	11	12	0
USC	0	0	0	0	0	0	1	0	0	1	6	2

E - Roberts, J.(20); Foat, M.(7). DP - ARIZ 1; USC 1. LOB - ARIZ 9; USC 6. 2B - Mejia, A.(10); Refsnyder(17). 3B - Brown, B.(7). HBP - Rickard, J.. SH - Maggi, J.(4). SF - Rodriguez, A(1). SB - Rickard, J. 2(13); Mejias-Brean(9); Brown, B.(7).

Arizona	ip	h	r	er	bb	so	ab	bf
Heyer, Kurt	8.0	6	1	1	2	4	28	31
Bill, Auguey	1.0	0	0	0	0	1	3	3

USC	ip	h	r	er	bb	so	ab	bf
Mount, Ben	6.0	6	4	4	2	2	23	27
Munson, Matt	1.0	1	3	0	2	0	5	7
Berhel, Nick	1.0	3	3	1	2	6	7	
Hershiser, Jordan	1.0	2	1	1	1	1	5	6

Win - Heyer, K. (10-2). Loss - Mount, B. (1-7). Save - None.

WP - Mount, B.(1). HBP - by Mount, B. (Rickard, J.). Inherited runners/scored: Munson, M. 1/1.

Umpires - HP: Billy Speck 1B: Scott Higgins 3B: Greg Charles
 Start: 6:02 pm Time: 3:06 Attendance: 501
 Weather: Low 70s, Mostly Clear
 Mount, B. faced 1 batter in the 7th.

2012 Arizona Wildcats Baseball
#14 Arizona at USC
May 19, 2012 at Los Angeles, Calif. (Dedeaux Field)

Arizona 4 (35-16,17-9 Pac-12)**USC 8 (23-26,8-18 Pac-12)**

Player	ab	r	h	rbi	bb	so	po	a	lob
Rickard, Joey cf	4	1	0	0	1	0	2	0	0
Field, Johnny lf	3	0	2	0	0	0	0	1	
Mejia, Alex ss	5	0	1	0	0	1	2	2	
Refsnyder, Robert rf	5	0	2	0	0	0	3	0	2
Mejias-Brean, Seth 3b	4	0	1	1	0	3	0	1	2
Brown, Bobby dh	4	1	2	0	1	0	0	0	2
Moore, Riley c	4	1	1	0	0	1	6	2	1
Gilbert, Trent 2b	4	1	1	0	1	2	3	0	
Maggi, Joseph 1b	3	0	1	2	0	0	6	0	0
Dixon, Brandon 1b	1	0	0	0	0	1	3	0	1
Wade, Konner p	0	0	0	0	0	0	0	1	0
Crawford, Tyler p	0	0	0	0	0	0	0	0	0
Hale, Tyler p	0	0	0	0	0	0	0	0	0
Totals	37	4	11	4	4	7	24	9	11

Player	ab	r	h	rbi	bb	so	po	a	lob
Roundtree, Kevin c	3	0	1	2	1	0	9	1	0
Roberts, James ss	3	1	1	1	0	0	1	6	0
Sherrod, Alex rf	3	0	0	1	0	1	0	0	2
Aguirre, J.R. rf	0	0	0	0	0	0	2	0	0
Foat, Matt 1b	4	1	1	1	0	1	10	1	2
Flores, Dante lf	3	1	1	0	0	2	1	0	0
Garcia, Brandon dh	4	1	1	1	0	1	0	0	0
Swick, Kevin 3b	4	1	1	0	0	0	5	0	0
Houts, Garret cf	3	2	1	1	1	1	2	0	0
Rodriguez, Andres 2b	2	1	0	1	1	1	2	1	0
Triggs, Andrew p	0	0	0	0	0	0	0	0	0
Douthit, Brad p	0	0	0	0	0	0	0	0	0
Viramontes, Martin p	0	0	0	0	0	0	0	0	0
Totals	29	8	7	8	3	7	27	14	4

Score by Innings	1	2	3	4	5	6	7	8	9	R	H	E
Arizona	0	0	0	3	0	0	0	1		4	11	0
USC	0	0	2	0	0	6	0	0	X	8	7	2

E - Sherrod, A.(3); Swick, K.(9). LOB - ARIZ 11; USC 4. 2B - Foat, M.(13). 3B - Maggi, J.(1). HBP - Roberts, J.; Flores, D.; Rodriguez, A. SF - Mejias-Brean(6); Sherrod, A.(2). CS - Moore, R.(3); Flores, D.(2).

Arizona	ip	h	r	er	bb	so	ab	bf
Wade, Konner	5.1	6	8	8	2	5	20	26
Crawford, Tyler	1.2	1	0	0	1	1	6	7
Hale, Tyler	1.0	0	0	0	0	1	3	3

USC	ip	h	r	er	bb	so	ab	bf
Triggs, Andrew	7.0	9	3	3	2	3	30	32
Douthit, Brad	0.2	1	0	0	0	2	3	3
Viramontes, Martin	1.1	1	1	1	2	2	4	7

Win - Triggs, A. (5-6). Loss - Wade, K. (7-2). Save - None.

HBP - by Wade, K. (Flores, D.); by Wade, K. (Rodriguez, A.); by Wade, K. (Roberts, J.). Inherited runners/scored: Crawford, T. 3/3; Viramontes, M 1/0.

Umpires - HP: Scott Higgins 1B: Greg Charles 3B: Billy Speck
 Start: 2:06 pm Time: 2:48 Attendance: 548
 Weather: Upper 70s, Mostly Sunny

2012 Arizona Wildcats Baseball
#14 Arizona at USC
May 20, 2012 at Los Angeles, Calif. (Dedeaux Field)

Arizona 6 (36-16,18-9 Pac-12)**USC 1 (23-27,8-19 Pac-12)**

Player	ab	r	h	rbi	bb	so	po	a	lob
Rickard, Joey cf	3	2	1	0	1	0	1	0	0
Field, Johnny lf	4	1	1	0	1	0	4	0	0
Mejia, Alex ss	2	1	1	0	1	0	4	2	0
Refsnyder, Robert rf	4	1	1	1	1	1	5	0	1
Mejias-Brean, Seth 3b	3	1	2	1	1	0	0	2	0
Brown, Bobby dh	3	0	1	2	1	1	0	0	2
Maggi, Joseph 1b	3	0	1	0	0	0	6	0	0
Dixon, Brandon 1b	1	0	0	0	0	0	1	0	0
Moore, Riley c	4	0	0	0	2	6	0	0	0
Gilbert, Trent 2b	4	0	0	0	1	5	4	0	0
Farris, James p	0	0	0	0	0	0	0	0	0
Troupe, Mathew p	0	0	0	0	0	0	0	0	0
Totals	31	6	8	4	6	5	27	9	2

2012 Arizona Wildcats Baseball
#16 Arizona State at #13 Arizona
May 25, 2012 at Tucson, Ariz. (Hi Corbett Field)

Arizona State 0 (35-19,17-11 Pac-12)**Arizona 1 (37-16,19-9 Pac-12)**

Player	ab	r	h	rbi	bb	so	po	a	lob
Aplin, A. cf	3	0	2	0	1	0	3	1	1
Marrero, D. ss	4	0	1	0	0	0	0	1	0
DeMichele, J 2b	4	0	1	0	0	0	3	4	4
Ruiz, A. 1b	4	0	0	0	0	10	0	0	0
McDONALD, James lf	3	0	0	0	1	0	2	0	1
ROSSITER, Max c	4	0	1	0	0	4	0	0	0
CAUSEY, Nathaniel dh	3	0	0	0	1	1	0	0	2
Benjamin, M. 3b	4	0	0	0	0	0	4	0	0
ALLEN, Trevor rf	3	0	1	0	0	1	3	0	0
Rodgers, B. p	0	0	0	0	0	0	0	0	0
Barrett, J. p	0	0	0	0	0	0	0	0	0
Totals	32	0	6	0	3	2	25	10	8

Player	ab	r	h	rbi	bb	so	po	a	lob
Rickard, Joey cf	3	0	1	0	1	0	2	0	0
Field, Johnny lf	3	0	1	0	0	0	0	0	0
Mejia, Alex ss	3	0	0	0	0	0	2	2	0
Refsnyder, Robert rf	4	1	2	0	0	0	2	0	3
Mejias-Brean, Seth 3b	4	0	1	1	0	0	4	1	0
Brown, Bobby dh	3	0	1	0	0	1	0	0	0
Maggi, Joseph 1b	3	0	0	0	0	0	11	1	1
Dixon, Brandon 1b	0	0	0	0	0	0	3	0	0
Moore, Riley c	3	0	0	0	0	2	1	1	1
Gilbert, Trent 2b	3	0	0	0	0	1	1	9	0
Heyer, Kurt p	0	0	0	0	0	0	1	2	0
Totals	29	1	6	1	1	4	27	16	6

Score by Innings	1	2	3	4	5	6	7	8	9	R	H	E
Arizona State	0	0	0	0	0	0	0	0	0	0	6	1
Arizona	0	0	0	0	0	0	0	1	1	1	6	0

Note: 1 out, 1 runner LOB when the game ended.

E - Marrero, D., DP - ASU 1; ARIZ 1. LOB - ASU 8; ARIZ 6. 2B - Marrero, D.; Allen, T.(6); Mejias-Brean(18). HBP - Field, J.; Mejia, A. SB - McDonald, J.(5); Rickard, J.(14).

Arizona State	ip	h	r	er	bb	so	ab	bf
Rodgers, B.	8.1	5	1	1	1	4	28	31
Barrett, J.	0.0	1	0	0	0	0	1	1

Arizona	ip	h	r	er	bb	so	ab	bf
Heyer, Kurt	9.0	6	0	0	3	2	32	35

Win - Heyer, K. (11-2). Loss - Rodgers, B. (10-3). Save - None.

HBP - by Rodgers, B. (Field, J.); by Rodgers, B. (Mejia, A.). BK - Heyer, K.(2). Inherited runners/scored: Barrett, J. 1/1.

Umpires - HP: Danny Mascorro 1B: Gus Rodriguez 3B: Billy Haze

Start: 6 p.m. Time: 2:14 Attendance: 5451

Weather: High 80s, Clear, Windy

Barrett, J. faced 1 batter in the 9th.

2012 Arizona Wildcats Baseball
#16 Arizona State at #13 Arizona
May 26, 2012 at Tucson, Ariz. (Hi Corbett Field)

Arizona State 9 (36-19,18-11 Pac-12)**Arizona 7 (37-17,19-10 Pac-12)**

Player	ab	r	h	rbi	bb	so	po	a	lob
APLIN, Andrew cf	6	3	4	3	0	0	2	0	0
MARRERO, Deven ss	6	1	3	1	0	1	4	5	0
DeMICHELE, Joey 2b	4	1	1	2	0	0	0	6	2
RUIZ, Abe 1b	3	1	1	1	0	13	1	1	1
McDONALD, James lf	5	0	1	0	0	1	1	0	0
MAGGI, Beau c	4	0	1	1	0	5	1	2	0
BENJAMIN, Michael 3b	4	0	0	0	2	1	0	3	0
CAUSEY, Nathaniel dh	4	1	1	0	0	3	0	0	0
COFFMAN, Kasey rf	3	2	1	0	0	0	0	2	0
WILLIAMS, Trevor p	0	0	0	0	0	1	1	0	0
BARRETT, Jake p	0	0	0	0	0	0	0	0	0
Totals	39	9	13	8	1	7	27	14	11

Player	ab	r	h	rbi	bb	so	po	a	lob
Rickard, Joey cf	4	1	0	0	1	1	2	0	1
Field, Johnny lf	5	1	3	0	0	0	2	1	0
Mejia, Alex ss	3	0	3	1	1	0	0	3	2
Refsnyder, Robert rf	4	0	0	1	0	0	0	1	0
Mejias-Brean, Seth 3b	5	1	1	0	0	2	2	2	1
Brown, Bobby dh	5	0	0	0	0	2	0	0	5
Maggi, Joseph 1b	4	0	0	0	0	0	11	0	0
Moore, Riley c	3	3	2	1	1	0	7	1	0
Gilbert, Trent 2b	4	1	3	2	0	0	0	1	0
Wade, Konner p	0	0	0	0	0	0	0	1	0
Crawford, Tyler p	0	0	0	0	0	0	0	1	0
Bill, Augie p	0	0	0	0	0	0	0	0	0
Hale, Tyler p	0	0	0	0	0	0	0	0	0
Totals	37	7	12	5	4	5	27	9	8

Score by Innings	1	2	3	4	5	6	7	8	9	R	H	E
Arizona State	4	0	0	3	1	0	0	0	1	9	13	2
Arizona	1	0	1	2	0	1	0	0	2	7	12	2

E - Benjamin(12); Williams, T.(3); Mejias-Brean(13); Moore, R.(12). DP - ASU 2. LOB - ASU 11; ARIZ 8. 2B - Aplin 2(16); DeMichele(14); Ruiz(18); McDonald, J.(11); Field, J.(15); Moore, R. 2(10). 3B - Mejia, A.(5). HR - Aplin(6). HBP - DeMichele; Ruiz; Maggi, B.; Benjamin; Causey, N.; Coffman. SH - Coffman(2); Mejia, A.(12). SB - Aplin 2(8); Marrero(11); DeMichele 2(12); Ruiz(1).

Arizona State	ip	h	r	er	bb	so	ab	bf
WILLIAMS, Trevor	8.0	10	5	4	2	4	31	34
BARRETT, Jake	1.0	2	2	1	2	1	6	8

Arizona	ip	h	r	er	bb	so	ab	bf
Wade, Konner	3.0	7	6	6	0	2	17	18
Crawford, Tyler	3.1	4	2	2	1	1	13	18
Bill, Augie	1.0	1	0	0	0	1	3	5
Hale, Tyler	1.2	1	1	1	0	3	6	6

Win - Williams, T. (12-2). Loss - Wade, K. (7-3). Save - None.

WP - Barrett(3); Hale, T.(6). HBP - by Wade, K. (Benjamin); by Crawford, T. (Coffman); by Crawford, T. (Maggi, B.); by Crawford, T. (Causey, N.); by Bill, A. (DeMichele); by Bill, A. (Ruiz). BK - Crawford, T.(1). Inherited runners/scored: Crawford, T. 2/2; Bill, A. 1/0; Hale, T. 2/0.

Umpires - HP: Gus Rodriguez 1B: Billy Haze 3B: Danny Mascorro

Start: 6:04 pm Time: 3:30 Attendance: 5677

Weather: Low 80s, Clear, Breezy

Wade, K. faced 2 batters in the 4th.

2012 Arizona Wildcats Baseball
#16 Arizona State at #13 Arizona
May 27, 2012 at Tucson, Ariz. (Hi Corbett Field)

Arizona State 7 (36-20,18-12 Pac-12)**Arizona 8 (38-17,20-10 Pac-12)**

Player	ab	r	h	rbi	bb	so	po	a	lob
APLIN, Andrew cf	5	1	2	0	1	1	1	0	1
MARRERO, Deven ss	4	1	1	0	1	0	2	5	0
DeMICHELE, Joey 2b	4	2	2	1	0	0	4	2	0
RUIZ, Abe 1b	4	0	3	4	0	0	8	1	1
McDONALD, James lf	3	1	1	1	1	0	1	0	2
ROSSITER, Max c	3	0	1	1	1	0	5	0	1
CAUSEY, Nathaniel dh	2	0	0	0	3	1	0	0	0
BENJAMIN, Michael 3b	5	0	0	0	2	2	2	4	0
COFFMAN, Kasey rf	5	2	3	0	0	2	3	0	3
BLACKFORD, Alex p	0	0	0	0	0	0	0	0	0
LOPEZ, Joseph p	0	0	0	0	0	0	0	1	0
McCREERY, Adam p	0	0	0	0	0	0	0	2	0
RAVAGO, Robert p	0	0	0	0	0	0	0	1	0
Totals	35	7	13	7	7	6	26	14	12

Player	ab	r	h	rbi	bb	so	po	a	lob
Rickard, Joey cf	5	1	2	0	0	1	3	0	4
Field, Johnny lf	5	2	2	1	0	0	2	0	0
Mejia, Alex ss	4	1	1	1	0	0	4	0	0
Refsnyder, Robert rf	3	1	1	1	2	0	5	0	1
Mejias-Brean, Seth 3b	5	1	2	2	0	1	0	2	0
Brown, Bobby dh	5	0	2	1	0	1	0	0	3
Maggi, Joseph 1b	3	0	1	1	1	0	3	0	2
Dixon, Brandon 1b	1	0	0	0	0	0	1	0	0
Moore, Riley c	3	2	2	0	2	0	7	1	1
Gilbert, Trent 2b	5	0	1	0	0	2	2	1	0
Farris, James p	0	0	0	0	0	0	0	0	0
Troupe, Mathew p	0	0	0	0	0	0	0	0	0
Hale, Tyler p	0	0	0	0	0	0	0	0	0
Manthei, Stephen p	0	0	0	0	0	0	0	1	0
Totals	39	8	14	7	5	5	27	15	13

Score by Innings	1	2	3	4	5	6	7	8	9	R	H	E
Arizona State	0	0	1	0	3	1	0	2	0	7	13	2
Arizona	4	1	2	0	0	0	0	0	1	8	14	0

Note: 2 outs, 2 runners LOB when the game ended.

E - Ruiz(9); Blackford(1). DP - ARIZ 1. LOB - ASU 12; ARIZ 13. 2B - Ruiz(19); McDonald, J.(12); Mejias-Brean(19); Brown, B.(10). HBP - McDonald, J.; Rossiter, M.; Field, J. SH - Rickard, J.(3); Mejia, A.(13). SF - DeMichele(6); Ruiz(4). SB - Rickard, J. 2(16). CS - McDonald, J.(3); Mejias-Brean(4).

Arizona State	ip	h	r	er	bb	so	ab	bf
BLACKFORD, Alex	0.1	4	4	1	0	0	7	7
LOPEZ, Joseph	2.2	6	3	3	1	1	13	15
McCREERY, Adam	3.2	2	0	0	2	3	12	14
RAVAGO, Robert	2.0	2	1	1	2	1	7	11

Arizona	ip	h	r	er	bb	so	ab	bf
Farris, James	4.2	7	4	4	2	2	18	24
Troupe, Mathew	1.1	3	1	1	2	0	7	9
Hale, Tyler	1.0	0	0	0	1	2	3	4
Manthei, Stephen	2.0	3	2	2	2	2	7	9

Win - Manthei, S. (6-4). Loss - Ravago, R. (4-1). Save - None.

WP - Lopez, Jo. 2(3); McCreery, A.(3); Manthei, S.(4). HBP - by Farris, J. (McDonald, J.); by Farris, J. (Rossiter, M.); by Ravago, R. (Field, J.). PB - Moore, R.(19). Inherited runners/scored: Lopez, Jo. 2/0; Ravago, R. 1/0; Troupe, M. 1/0; Hale, T. 1/0; Manthei, S. 1/0.

Umpires - HP: Billy Haze 1B: Danny Mascorro 3B: Gus Rodriguez

Start: 12 p.m. Time: 3:50 Attendance: 2927

Weather: Mid 80s, Sunny, Light Breeze

Troupe, M. faced 1 batter in the 7th.

Hale, T. faced 1 batter in the 8th.

2012 Arizona Wildcats Baseball
Missouri at #13 Arizona
Jun 01, 2012 at Tucson, Ariz. (Hi Corbett Field)

Missouri 3 (32-27)**Arizona 15 (39-17)**

Player	ab	r	h	rbi	bb	so	po	a	lob
Eric Garcia ss	4	1	1	0	0	1	3	1	0
Blake Brown cf	2	1	2	1	2	0	1	1	0
Ben Turner c	4	0	0	1	0	0	5	2	2
Conner Mach 3b	3	0	0	0	0	1	2	4	1
Dane Opel rf	4	0	0	0	4	4	0	0	0
Michael McGraw dh	4	0	0	0	0	0	0	0	1
Andreas Plackis 1b	3	1	1	0	0	0	6	0	0
Brannon Champagne ph	1	0	0	0	0	0	0	0	0
Scott Sommerfeld lf	3	0	0	0	0	0	3	2	0
Dillon Everett 2b	2	0	0	1	0	1	0	2	0
Blake Holovach ph	0	0	0	0	0	0	0	0	0
Ryan Yuengst p	0	0	0	0	0	0	0	0	0
John Miles p	0	0	0	0	0	0	0	0	0
Brett Graves p	0	0	0	0	0	0	0	0	0
Totals	30	3	4	3	2	7	24	12	0

2012 Arizona Wildcats Baseball
#13 Arizona at Louisville
Jun 02, 2012 at Tucson, Ariz. (Hi Corbett Field)

Arizona 16 (40-17)**Louisville 4 (40-21)**

Player	ab	r	h	rbi	bb	so	po	a	lob	Player	ab	r	h	rbi	bb	so	po	a	lob
Rickard, Joey cf	5	2	3	1	0	1	1	0	0	Adam Engel cf	3	0	1	0	0	1	3	0	0
Field, Johnny lf	6	2	3	2	0	0	6	0	1	Mike White ph/cf	2	0	1	0	0	1	1	0	0
Mejia, Alex ss	5	4	5	3	1	0	0	1	0	Nick Ratajczak 2b	5	1	2	0	0	2	1	1	1
Refsnyder, Robert rf	4	1	1	2	1	0	1	0	1	Ty Young 3b	3	0	1	0	1	1	0	2	1
Mejias-Brean, Seth 3b	6	1	4	2	0	0	2	1	3	Zach Lucas 3b/ss	1	0	0	0	0	1	1	0	0
Brown, Bobby dh	5	2	3	1	0	1	0	0	0	Stewart Ijames rf	5	0	2	1	0	1	1	0	1
Parmenter, Tyler ph	1	0	0	0	0	0	0	0	0	Alex Chittenden ss	1	1	0	0	0	0	1	3	0
Maggi, Joseph 1b	2	0	0	0	0	1	4	0	0	Mason Snyder ph	1	0	0	0	0	0	0	0	0
Dixon, Brandon 1b	3	1	1	3	0	0	4	0	2	Ryan Seiz 3b	1	0	0	0	0	0	0	0	2
Moore, Riley c	4	2	1	1	0	1	6	1	2	Cole Sturgeon lf	2	1	1	0	1	0	5	1	0
Gilbert, Trent 2b	4	1	2	0	0	0	1	5	0	Jeff Gardner ph/lf	1	0	1	0	0	0	1	0	0
Wade, Konner p	0	0	0	0	0	0	2	0	0	Zak Wasserman 1b	4	0	0	0	0	1	6	2	3
Crawford, Tyler p	0	0	0	0	0	0	0	0	0	Kyle Gibson c	3	0	0	0	0	1	3	0	0
Totals	45	16	23	15	2	4	27	8	9	Shane Crain c	1	0	0	0	0	2	0	1	0

Score by Innings	1	2	3	4	5	6	7	8	9	R	H	E
Arizona	0	0	5	0	2	1	7	0	1	16	23	1
Louisville	1	0	0	0	0	2	0	0	1	4	11	2

E - Moore, R.(13); Engel 2(7). DP - ARIZ 1. LOB - ARIZ 9; Louisville 10. 2B - Rickard, J.(16); Field, J.(16); Mejia, A. 2(12); Mejias-Brean(20). 3B - Field, J.(7). HR - Dixon, B.(1). HBP - Moore, R.; Chittenden 2. SH - Rickard, J.(4); Maggi, J.(5); Gilbert, T.(7). SF - Refsnyder(4). SB - Mejia, A. 2(6); Mejias-Brean(10); Engel(36).

Arizona	ip	h	r	er	bb	so	ab	bf	Louisville	ip	h	r	er	bb	so	ab	bf
Wade, Konner	8.0	10	4	2	2	5	33	37	Jared Ruxer	2.1	7	5	5	0	0	13	15
Crawford, Tyler	1.0	1	0	0	0	2	4	4	Dace Kime	2.2	5	2	2	2	1	10	14
									Nick Burdi	1.2	7	6	5	0	1	11	12
									Cody Ege	2.1	4	3	3	0	2	11	11

Win - Wade, K. (8-3). Loss - Ruxer (8-3). Save - None.

WP - Crawford, T.(1). HBP - by Wade, K. (Chittenden); by Ruxer (Moore, R.); by Wade, K. (Chittenden). PB - Moore, R.(20). Inherited runners/scored: Crawford, T. 2/1; Kime 2/0; Ege 1/1.

Umpires - HP: Darrell Arnold 1B: Jeff Head 2B: Tony Walsh 3B: Joe Marrion
 Start: 8:04 pm Time: 3:31 Attendance: 4007
 Wade, K. faced 2 batters in the 9th.

2012 Arizona Wildcats Baseball
#13 Arizona at Louisville
Jun 03, 2012 at Tucson, Ariz. (Hi Corbett Field)

Arizona 16 (41-17)**Louisville 3 (41-22)**

Player	ab	r	h	rbi	bb	so	po	a	lob	Player	ab	r	h	rbi	bb	so	po	a	lob
Rickard, Joey cf	4	3	2	3	2	0	1	1	2	Cole Sturgeon lf/p	5	0	3	2	0	0	2	0	1
Field, Johnny lf	6	4	4	7	0	1	0	0	0	Joe Filomeno p	0	0	0	0	0	0	0	1	0
Mejia, Alex ss	4	0	0	0	1	2	1	7	1	Cody Ege pr	0	0	0	0	0	0	0	0	0
Refsnyder, Robert rf	6	0	1	1	0	0	3	0	1	Adam Engel cf	4	0	0	0	0	1	0	0	4
Mejias-Brean, Seth 3b	5	0	2	1	1	2	2	0	1	Mike White cf	1	0	0	0	0	0	1	0	0
Brown, Bobby dh	5	1	0	0	1	2	0	0	3	Kyle Gibson ph	1	0	0	0	0	0	0	1	0
Maggi, Joseph 1b	3	0	2	0	0	1	7	0	0	Nick Ratajczak 2b	4	1	2	0	0	0	4	3	0
Dixon, Brandon pr/1b	2	2	0	0	1	1	4	0	1	Ty Young 3b	3	0	1	0	0	1	0	1	0
Moore, Riley c	4	4	4	1	1	0	6	1	0	Mason Snyder ph	1	0	0	0	0	0	0	0	0
Gilbert, Trent 2b	2	2	0	0	1	1	4	0	0	Ryan Seiz 3b	0	0	0	0	0	0	0	1	0
Farris, James p	0	0	0	0	0	0	2	1	0	Stewart Ijames dh/rf	3	0	0	1	0	1	0	0	0
Totals	41	16	15	13	8	10	27	14	9	Derek Self p	0	0	0	0	0	0	0	0	0

Alex Chittenden ss	3	0	0	0	2	0	2	2	2
Zach Lucas ss	1	0	0	0	0	0	0	0	0
Zak Wasserman 1b	3	0	2	0	1	8	0	0	0
Jeff Gardner ph	0	1	0	0	1	0	0	0	0
Shane Crain c	2	0	1	0	0	5	1	0	0
Cameron O'Brien c	2	0	0	0	0	1	4	0	0
Matt Helms rf/lf	4	1	3	0	0	0	3	0	0
Jeff Thompson p	0	0	0	0	0	0	0	1	0
Travis Tingle p	0	0	0	0	0	0	0	0	0
Totals	37	3	12	3	1	7	27	10	8

E - Gilbert, T.(12); Sturgeon(3); White(1); Young(9); Ijames(6); Thompson 2(5). DP - Arizona 2; Louisville 1. LOB - Arizona 9; Louisville 8. 2B - Field, J.(17); Wasserman(8). 3B - Rickard, J.(2). HR - Field, J.(3). SH - Mejia, A.(14); Gilbert, T. 2(9). SB - Rickard, J.(17); Maggi, J.(3).

Arizona	ip	h	r	er	bb	so	ab	bf	Louisville	ip	h	r	er	bb	so	ab	bf
Farris, James	9.0	12	3	2	1	7	37	38	Jeff Thompson	5.0	4	5	3	4	4	18	24
									Travis Tingle	0.1	4	4	3	0	0	4	5
									Cole Sturgeon	1.0	2	3	2	2	3	6	8
									Joe Filomeno	0.2	2	3	2	2	1	4	6
									Derek Self	2.0	3	1	0	0	2	9	9

Win - Farris, J. (7-3). Loss - Thompson (9-4). Save - None.

WP - Sturgeon(3); Self(3). PB - Moore, R.(21). Inherited runners/scored: Sturgeon 1/1; Filomeno 1/1; Self 2/2.

Umpires - HP: Jeff Head 1B: Joe Marion 2B: Troy Fullwood 3B: Darrell Arnold
 Start: 8:04 pm Time: 3:15 Attendance: 3485
 Weather: High 80s, Mostly Clear
 Filomeno faced 2 batters in the 8th.

2012 NCAA Baseball Tucson Super Regional
St. John's at #13 Arizona
Jun 08, 2012 at Tucson, Ariz. (Hi Corbett Field)

St. John's 6 (40-22)**Arizona 7 (42-17)**

Player	ab	r	h	rbi	bb	so	po	a	lob	Player	ab	r	h	rbi	bb	so	po	a	lob
RICHARDSON, Kyle cf	3	0	0	1	0	1	4	0	0	Rickard, Joey cf	5	1	2	1	0	1	3	0	0
BRENNAN, Jimmy rf	5	0	3	1	0	1	4	0	1	Field, Johnny lf	5	0	1	1	0	0	1	2	0
WESSINGER, Matt ss	5	1	1	0	0	1	0	1	1	Mejia, Alex ss	4	0	0	0	0	1	3	5	0
SCHWINDL, Frank 1b	5	2	3	0	0	0	7	1	0	Refsnyder, Robert rf	1	2	1	0	3	0	4	0	0
BALTZ, Jeremy lf	5	1	2	1	0	0	7	0	0	Mejias-Brean, Seth 3b	4	0	1	0	0	0	2	3	0
O'HARE, Sean 3b	5	1	2	1	0	0	1	2	0	Brown, Bobby dh	5	1	2	2	0	0	0	1	1
LAURICELLA, Zach dh	5	1	4	1	0	0	0	0	1	Maggi, Joseph 1b	3	1	1	0	1	0	9	1	1
BETHEA, Danny c	5	0	0	0	0	1	2	1	3	Dixon, Brandon 1b	1	0	1	0	0	0	2	0	0
DENNIS, Bret 2b	4	0	3	1	0	0	2	3	1	Moore, Riley c	4	0	0	0	1	0	5	0	2
HANSEN, Kyle p	0	0	0	0	0	0	1	0	0	Gilbert, Trent 2b	4	2	2	2	1	0	2	7	0
RIVERA, Stephen p	0	0	0	0	0	0	0	2	0	Heyer, Kurt p	0	0	0	0	0	1	0	0	0
KILPATRICK, Kevin p	0	0	0	0	0	0	0	0	0	Troupe, Mathew p	0	0	0	0	0	0	0	0	0
LOMANGINO, James p	0	0	0	0	0	0	0	0	0	Totals	36	7	11	6	6	2	30	17	8
Totals	42	6	18	6	0	4	28	10	8										

Score by Innings	1	2	3	4	5	6	7	8	9	10	R	H	E
St. John's	0	0	0	5	0	0	0	0	0	1	6	18	1
Arizona	0	0	0	1	1	3	0	0	0	2	7	11	0

Note: 1 out, 1 runner LOB when the game ended.

E - RICHARDSON(2). DP - STJ 1; Arizona 3. LOB - STJ 8; Arizona 8. 2B - O'HARE(15); Refsnyder(19); Maggi, J.(4). 3B - Gilbert, T.(2). HBP - RICHARDSON; Refsnyder. SH - Mejia, A.(15); Mejias-Brean(1). SF - RICHARDSON(5). SB - Rickard, J.(18). CS - Field, J.(8).

St. John's	ip	h	r	er	bb	so	ab	bf	np	Arizona	ip	h	r	er	bb	so	ab	bf	np
HANSEN, Kyle	5.2	7	5	4	1	23	29	97		Heyer, Kurt	9.1	17	6	6	0	4	40	42	129
RIVERA, Stephen	3.2	1	1	1	1	10	12	40		Troupe, Mathew	0.2	1	0	0	0	0	2	2	3
KILPATRICK, Kevin	0.0	2	1	1	1	0	2	3	13										
LOMANGINO, James	0.0	1	0	0	0	0	1	1	4										

Win - Troupe, M. (4-1). Loss - KILPATRICK (3-3). Save - None.

HBP - by HANSEN (Refsnyder); by Heyer, K. (RICHARDSON). PB - Moore, R.(22). Inherited runners/scored: RIVERA 1/0; KILPATRICK 1/1; LOMANGINO 3/1; Troupe, M. 1/0. Pitches/strikes: HANSEN 97/56; RIVERA 40/27; KILPATRICK 13/7; LOMANGINO 4/3; Heyer, K. 129/85; Troupe, M. 3/2.

Umpires - HP: Scott Erby 1B: David Savage 2B: Greg Street 3B: Barry Chambers
 Start: 12:10 pm Time: 3:13 Attendance: 2514

2012 NCAA Baseball Tucson Super Regional
#13 Arizona at St. John's
Jun 09, 2012 at Tucson, Ariz. (Hi Corbett Field)

Arizona 7 (43-17)**St. John's 4 (40-23)**

Player	ab	r	h	rbi	bb	so	po	a	lob	Player	ab	r	h	rbi	bb	so	po	a	lob
Rickard, Joey cf	1	2	0	0	3	0	1	0	1	RICHARDSON, Kyle cf	4	1	1	0	0	0	3	0	0
Field, Johnny lf	4	0	1	1	0	0	0	0	3	BRENNAN, Jimmy rf	4	0	0	0	0	0	3	0	0
Mejia, Alex ss	5	0	2	1	1	0	1	7	0	WESSINGER, Matt ss	4	1	1	1	0	0	0	3	0
Refsnyder, Robert rf	4	1	1	0	0	1	1	0	2	SCHWINDL, Frank 1b	4	0	1	0	0	0	9	2	0
Mejias-Brean, Seth 3b	5	2	3	1	0	0	1	6	2	BALTZ, Jeremy lf	4	1	1	0	0	1	3	1	0
Brown, Bobby dh	5	1	2	2	0	0	0	0	2	O'HARE, Sean 3b	4	1	0	0	0	0	1	2	0
Maggi, Joseph 1b	3	0	1	1	1	0	12	0	0	LAURICELLA, Zach dh	3	0	1	1	0	0	0	0	0
Dixon, Brandon 1b	1	1	1	0	0	0	6	0	0	BETHEA, Danny c	3	0	1	1	0	0	3	0	0
Moore, Riley c	4	0	1	1	0	1	2	0	2	DENNIS, Bret 2b	3	0	0	0	0	1	3	2	2

2012 Arizona Wildcats Baseball
Game Results for Arizona (June 9, 2012)
(All games)

Date	Opponent		Score	Inns	Overall	Pac-12	Pitcher of record	Attend	Time
Feb 17, 2012	NORTH DAKOTA STATE	w	3-1	9	1-0-0	0-0-0	Heyer, K. (W 1-0)	3997	2:22
Feb 18, 2012	NORTH DAKOTA STATE	L	2-8	9	1-1-0	0-0-0	Littleman (L 0-1)	2920	2:58
Feb 19, 2012	NORTH DAKOTA STATE	w	8-0	9	2-1-0	0-0-0	Farris, J. (W 1-0)	1953	2:42
Feb 21, 2012	UTAH VALLEY	w	12-6	9	3-1-0	0-0-0	Long, L. (W 1-0)	1694	3:35
Feb 24, 2012	AUBURN	w	8-1	9	4-1-0	0-0-0	Heyer, K. (W 2-0)	2470	2:30
Feb 25, 2012	AUBURN-1	w	15-4	9	5-1-0	0-0-0	Wade, K. (W 1-0)	2056	2:44
Feb 25, 2012	AUBURN-2	L	3-8	9	5-2-0	0-0-0	Farris, J. (L 1-1)	1362	3:23
Mar 2, 2012	HARVARD	w	7-1	9	6-2-0	0-0-0	Heyer, K. (W 3-0)	1611	2:08
Mar 3, 2012	HARVARD	w	3-1	9	7-2-0	0-0-0	Wade, K. (W 2-0)	2187	2:14
Mar 4, 2012	HARVARD	w	13-2	9	8-2-0	0-0-0	Farris, J. (W 2-1)	1745	2:37
Mar 6, 2012	UC DAVIS	w	6-0	9	9-2-0	0-0-0	Long, L. (W 2-0)	1248	2:19
Mar 7, 2012	UC DAVIS	w	6-4	9	10-2-0	0-0-0	Troupe, M. (W 1-0)	1305	2:48
Mar 9, 2012	EASTERN MICHIGAN	w	9-2	9	11-2-0	0-0-0	Heyer, K. (W 4-0)	1310	2:06
Mar 10, 2012	EASTERN MICHIGAN	w	16-7	9	12-2-0	0-0-0	Wade, K. (W 3-0)	1623	3:02
Mar 11, 2012	EASTERN MICHIGAN	w	9-8	9	13-2-0	0-0-0	Troupe, M. (W 2-0)	1801	3:01
Mar 13, 2012	at #8 Rice	L	1-5	9	13-3-0	0-0-0	Long, L. (L 2-1)	3599	2:51
Mar 14, 2012	at #8 Rice	w	8-5	9	14-3-0	0-0-0	Manthei, S. (W 1-0)	3640	3:38
* Mar 16, 2012	WASHINGTON STATE	L	0-6	9	14-4-0	0-1-0	Heyer, K. (L 4-1)	2306	3:03
* Mar 17, 2012	WASHINGTON STATE-1	w	8-7	9	15-4-0	1-1-0	Manthei, S. (W 2-0)	1496	3:01
* Mar 17, 2012	WASHINGTON STATE-2	w	12-9	9	16-4-0	2-1-0	Manthei, S. (W 3-0)	2025	2:54
Mar 20, 2012	NEW MEXICO STATE	L	4-7	9	16-5-0	2-1-0	Manthei, S. (L 3-1)	1286	3:19
Mar 21, 2012	NEW MEXICO STATE	L	8-13	9	16-6-0	2-1-0	Long, L. (L 2-2)	1520	3:23
* Mar 23, 2012	at #19 Oregon State	L	5-6	9	16-7-0	2-2-0	Manthei, S. (L 3-2)	1623	3:10
* Mar 24, 2012	at #19 Oregon State	w	5-4	9	17-7-0	3-2-0	Manthei, S. (W 4-2)	1873	3:02
* Mar 25, 2012	at #19 Oregon State	w	7-5	9	18-7-0	4-2-0	Farris, J. (W 3-1)	1512	2:58
* Mar 30, 2012	#2 STANFORD	w	8-7	9	19-7-0	5-2-0	Manthei, S. (W 5-2)	4191	2:45
* Mar 31, 2012	#2 STANFORD	w	4-2	9	20-7-0	6-2-0	Wade, K. (W 4-0)	3506	2:32
* Apr 1, 2012	#2 STANFORD	w	6-2	9	21-7-0	7-2-0	Farris, J. (W 4-1)	2959	2:20
Apr 4, 2012	at Utah Valley	L	4-5	9	21-8-0	7-2-0	Crawford, T. (L 0-1)	2014	2:47
* Apr 5, 2012	at Utah	w	11-2	9	22-8-0	8-2-0	Heyer, K. (W 5-1)	580	2:41
* Apr 6, 2012	at Utah	L	6-7	9	22-9-0	8-3-0	Manthei, S. (L 5-3)	461	2:51
* Apr 7, 2012	at Utah	w	11-7	9	23-9-0	9-3-0	Hale, T. (W 1-0)	565	3:27
* Apr 13, 2012	#17 UCLA	w	4-3	9	24-9-0	10-3-0	Heyer, K. (W 6-1)	4080	2:47
* Apr 14, 2012	#17 UCLA	L	3-15	9	24-10-0	10-4-0	Wade, K. (L 4-1)	2380	3:20
* Apr 15, 2012	#17 UCLA	L	2-6	9	24-11-0	10-5-0	Farris, J. (L 4-2)	2858	3:17
Apr 17, 2012	at #20 Arizona State	L	8-12	9	24-12-0	10-5-0	Troupe, M. (L 2-1)	2972	3:34
* Apr 20, 2012	at Washington	w	10-2	9	25-12-0	11-5-0	Heyer, K. (W 7-1)	334	2:45
* Apr 21, 2012	at Washington	w	4-1	9	26-12-0	12-5-0	Wade, K. (W 5-1)	518	2:30
* Apr 22, 2012	at Washington	L	5-6	(12)	26-13-0	12-6-0	Manthei, S. (L 5-4)	532	4:09
Apr 27, 2012	EAST TENNESSEE STATE	w	24-7	9	27-13-0	12-6-0	Heyer, K. (W 8-1)	2047	3:06
Apr 28, 2012	EAST TENNESSEE STATE	w	6-4	9	28-13-0	12-6-0	Wade, K. (W 6-1)	1706	2:43
Apr 29, 2012	EAST TENNESSEE STATE	w	21-6	9	29-13-0	12-6-0	Farris, J. (W 5-2)	1737	3:04
* May 4, 2012	#10 OREGON	L	1-6	9	29-14-0	12-7-0	Heyer, K. (L 8-2)	3317	2:29
* May 5, 2012	#10 OREGON	w	12-6	9	30-14-0	13-7-0	Crawford, T. (W 1-1)	3385	3:30
* May 6, 2012	#10 OREGON	L	1-3	9	30-15-0	13-8-0	Farris, J. (L 5-3)	1996	2:28
* May 11, 2012	at California	w	3-1	9	31-15-0	14-8-0	Heyer, K. (W 9-2)	276	2:29
* May 12, 2012	at California	w	4-1	9	32-15-0	15-8-0	Wade, K. (W 7-1)	474	2:35
* May 13, 2012	at California	w	7-4	9	33-15-0	16-8-0	Hale, T. (W 2-0)	774	2:57
May 16, 2012	at #18 Arizona State	w	10-2	9	34-15-0	16-8-0	Troupe, M. (W 3-1)	3098	3:20
* May 18, 2012	at USC	w	11-1	9	35-15-0	17-8-0	Heyer, K. (W 10-2)	501	3:06
* May 19, 2012	at USC	L	4-8	9	35-16-0	17-9-0	Wade, K. (L 7-2)	548	2:48
* May 20, 2012	at USC	w	6-1	9	36-16-0	18-9-0	Farris, J. (W 6-3)	706	3:01
* May 25, 2012	#16 ARIZONA STATE	w	1-0	9	37-16-0	19-9-0	Heyer, K. (W 11-2)	5451	2:14
* May 26, 2012	#16 ARIZONA STATE	L	7-9	9	37-17-0	19-10-0	Wade, K. (L 7-3)	5677	3:30
* May 27, 2012	#16 ARIZONA STATE	w	8-7	9	38-17-0	20-10-0	Manthei, S. (W 6-4)	2927	3:50
# Jun 01, 2012	MISSOURI	w	15-3	9	39-17-0	20-10-0	Heyer, K. (W 12-2)	5086	2:40
# Jun 02, 2012	LOUISVILLE	w	16-4	9	40-17-0	20-10-0	Wade, K. (W 8-3)	4007	3:31
# Jun 03, 2012	LOUISVILLE	w	16-3	9	41-17-0	20-10-0	Farris, J. (W 7-3)	3485	3:15
& Jun 08, 2012	ST. JOHN'S	w	7-6	(10)	42-17-0	20-10-0	Troupe, M. (W 4-1)	2514	3:13
& Jun 09, 2012	ST. JOHN'S	w	7-4	9	43-17-0	20-10-0	Wade, K. (W 9-3)	3907	2:48

* = Conference game

= NCAA Tucson Regional (Hi Corbett Field)

& = NCAA Tucson Super Regional (Hi Corbett Field)

() extra inning game

**2012 Arizona Wildcats Baseball
Games Summary for Arizona (June 9, 2012)
(All games)**

Score by innings	1	2	3	4	5	6	7	8	9	EX	Total
Arizona	51	37	53	58	60	62	50	54	24	2	451
Opponents	41	30	24	34	32	36	31	30	23	2	283

Record when ...

Overall	43-17	After 6 leading	36-5
Conference	20-10 trailing	2-11
Non-Conference	23-7 tied	5-1
Home games	30-10	After 7 leading	36-1
Away games	13-7 trailing	2-12
Neutral site	0-0 tied	5-4
Day games	21-5	After 8 leading	37-0
Night games	22-12 trailing	1-17
vs Left starter	9-3 tied	5-0
vs Right starter	34-14		
1-Run games	8-4	Hit 0 home runs	28-14
2-Run games	7-2	... 1 home run	13-3
5+Run games	20-6	... 2+ home runs	2-0
Extra innings	1-1		
Shutouts	3-1	Opponent 0 home runs	34-10
	 1 home run	9-7
Scoring 0-2 runs	1-6 2+ HRs	0-0
..... 3-5 runs	8-7		
..... 6-9 runs	18-4	Made 0 errors	17-5
..... 10+ runs	16-0	... 1 error	11-2
		... 2+ errors	15-10
Opponent 0-2 runs	19-0		
..... 3-5 runs	12-3	Opp. made 0 errors	7-6
..... 6-9 runs	12-11 1 error	9-2
..... 10+ runs	0-3 2+ errors	27-9
Scored in 1st inning	19-5	Out-hit opponent	38-4
Opp. scored in 1st	8-9	Out-hit by opponent	2-12
Scores first	23-6	Hits are tied	3-1
Opp. scores first	20-11		

Record when team scores:

Runs	0	1	2	3	4	5	6	7	8	9	10+
W-L	0-1	1-3	0-2	3-2	4-3	1-2	5-1	5-1	6-2	2-0	16-0

Record when opponent scores:

Runs	0	1	2	3	4	5	6	7	8	9	10+
W-L	3-0	9-0	7-0	3-1	7-0	2-2	4-5	6-2	1-3	1-1	0-3

Record when leading after:

Inn.	1	2	3	4	5	6	7	8
W-L	16-1	21-1	27-4	30-5	35-5	36-5	36-1	37-0

Record when trailing after:

Inn.	1	2	3	4	5	6	7	8
W-L	6-9	7-11	7-12	7-11	5-10	2-11	2-12	1-17

Record when tied after:

Inn.	1	2	3	4	5	6	7	8
W-L	21-7	15-5	9-1	6-1	3-2	5-1	5-4	5-0

Current winning streak: 6

Longest winning streak: 8

Longest losing streak: 3

Home attendance : 105131 (40 dates avg = 2628)

Away attendance : 26600 (20 dates avg = 1330)

Total attendance: 131731 (60 dates avg = 2195)

**2012 Arizona Wildcats Baseball
Overall Statistics for Arizona (June 9, 2012)
(All games Sorted by Batting avg)**

Record: 43-17 Home: 30-10 Away: 13-7 Pac-12: 20-10

Player	avg	gp-gs	ab	r	h	2b	3b	hr	rbi	tb	slg%	bb	hp	so	gdp	ob%	sf	sh	sb-att	po	a	e	fld%
1 Field, Johnny	.383	60-60	235	67	90	17	7	3	43	130	.553	40	11	25	4	.490	2	8	11-19	109	9	2	.983
5 Mejias-Brean, Seth	.366	60-60	246	55	90	21	4	1	57	122	.496	20	3	22	5	.411	6	1	10-14	41	147	14	.931
13 Mejia, Alex	.361	60-60	249	52	90	12	6	3	52	123	.494	13	6	22	2	.395	8	15	6-12	99	191	13	.957
37 Brown, Bobby	.356	50-45	191	41	68	12	7	4	54	106	.555	14	0	31	0	.398	1	2	7-7	1	0	0	1.000
2 Refsnyder, Robert	.354	60-60	237	58	84	19	4	6	61	129	.544	31	11	21	13	.445	4	2	12-16	127	5	4	.971
15 Maggi, Joseph	.333	44-40	132	17	44	4	1	0	18	50	.379	10	5	10	4	.401	0	5	3-5	165	5	2	.988
35 Rickard, Joey	.326	56-56	236	57	77	16	2	1	31	100	.424	24	11	29	2	.404	6	5	18-24	115	2	3	.975
6 Moore, Riley	.292	59-57	202	39	59	10	2	1	38	76	.376	30	2	48	2	.376	8	10	2-5	377	61	13	.971
4 Gilbert, Trent	.280	59-59	218	33	61	7	2	0	37	72	.330	19	5	40	3	.346	4	9	4-5	83	181	14	.950
22 Dixon, Brandon	.252	57-38	147	28	37	8	0	1	13	48	.327	12	7	31	0	.335	1	11	8-12	456	25	3	.994

47 de Jesus, Anthony	.500	1-1	2	0	1	0	0	0	0	1	.500	0	0	0	0	.500	0	0	0-0	3	1	0	1.000
24 Parmenter, Tyler	.400	4-1	5	0	2	0	0	0	0	2	.400	0	0	1	0	.400	0	0	0-0	0	0	0	.000
29 Berger, Jordan	.200	6-2	10	2	2	0	0	0	1	2	.200	1	0	1	0	.250	1	0	0-0	5	1	2	.750
28 Lopez, David	.111	5-1	9	2	1	0	0	0	1	1	.111	2	0	2	0	.273	0	0	0-0	6	2	0	1.000
14 Littleman, Vincent	.000	2-0	0	0	0	0	0	0	0	0	.000	0	0	0	0	.000	0	0	0-0	0	5	1	.833
Totals	.333	60	2119	451	706	126	35	20	406	962	.454	216	61	283	35	.403	41	68	81-119	1614	689	77	.968
Opponents	.263	60	2071	283	544	91	29	16	248	741	.358	157	68	414	49	.332	17	26	42-61	1557	697	111	.953

LOB - Team (498), Opp (448). DPs turned - Team (55), Opp (42). CI - Team (6), Moore, R. 6, Opp (1). IBB - Team (12), Mejias-Brean 3, Refsnyder 3, Mejia, A. 2, Field, J. 2, Brown, B. 1, Moore, R. 1, Opp (5). Picked off - Refsnyder 3, Field, J. 1, Maggi, J. 1.

(All games Sorted by Earned run avg)

Player	era	w-l	app	gs	cg	sho	sv	ip	h	r	er	bb	so	2b	3b	hr	b/avg	wp	hp	bk	sfa	sha
26 Heyer, Kurt	2.28	12-2	17	17	7	1/0	0	138.0	136	50	35	22	102	15	4	2	.257	2	11	2	6	6
30 Crawford, Tyler	3.09	1-1	13	2	0	0/0	2	35.0	33	13	12	7	16	3	1	4	.250	1	3	1	0	1
44 Troupe, Mathew	3.90	4-1	22	1	0	0/0	6	32.1	36	16	14	17	39	9	2	1	.281	4	4	0	1	0
10 Hale, Tyler	4.05	2-0	12	2	0	0/0	0	20.0	19	10	9	16	23	6	0	0	.260	6	1	1	1	1
36 Farris, James	4.18	7-3	16	16	3	1/0	0	99.0	106	52	46	18	69	20	10	2	.274	1	8	3	3	7
31 Manthei, Stephen	4.29	6-4	23	0	0	0/1	2	35.2	32	22	17	16	25	7	0	1	.241	4	6	0	2	2
48 Wade, Konner	4.49	9-3	19	17	4	0/0	0	118.1	110	71	59	36	98	18	5	4	.246	1	24	3	3	6
14 Littleman, Vincent	6.26	0-1	9	2	0	0/0	0	23.0	25	21	16	10	15	3	4	0	.284	4	5	0	1	3
23 Long, Lucas	7.20	2-2	9	3	0	0/1	0	25.0	34	21	20	10	18	7	2	2	.321	3	3	0	0	0

33 Bill, Augey	0.00	0-0	5	0	0	0/0	0	6.2	2	0	0	1	7	1	0	0	.095	0	2	0	0	0
45 Lopez, Michael	0.00	0-0	1	0	0	0/0	0	1.0	0	0	0	0	0	0	0	0	.000	0	0	0	0	0
42 Cunningham, Nick	15.75	0-0	4	0	0	0/0	0	4.0	11	7	7	4	2	2	1	0	.500	2	1	0	0	0
Totals	3.93	43-17	60	60	14	3/1	10	538.0	544	283	235	157	414	91	29	16	.263	28	68	10	17	26
Opponents	6.36	17-43	60	60	1	1/1	3	519.0	706	451	367	216	283	126	35	20	.333	46	61	13	41	68

PB - Team (23), Moore, R. 23, Opp (11). Pickoffs - Team (3), Farris, J. 2, Manthei, S. 1, Opp (5). SBA/ATT - Moore, R. (35-49), Wade, K. (9-15), Heyer, K. (8-10), Littleman (4-6), Troupe, M. (5-6), Berger, J. (5-6), Farris, J. (5-6), Hale, T. (3-5), Crawford, T. (2-4), Cunningham (3-4), de Jesus, A. (2-2), Bill, A. (2-2), Long, L. (1-2), Manthei, S. (0-1).

2012 Arizona Wildcats Baseball
Overall Statistics for Arizona (June 9, 2012)
(Postseason Stats Sorted by Batting avg)

Record: 5-0 Home: 5-0 Away: 0-0 Pac-12: 0-0

Player	avg	gp-gs	ab	r	h	2b	3b	hr	rbi	tb	slg%	bb	hp	so	gdp	ob%	sf	sh	sb-att	po	a	e	fld%
5 Mejias-Brean, Seth	.500	5-5	24	5	12	2	0	0	5	14	.583	2	0	2	0	.538	0	1	1-1	5	12	1	.944
35 Rickard, Joey	.500	5-5	20	11	10	2	2	0	9	16	.800	5	1	2	0	.593	1	2	2-2	7	1	0	1.000
37 Brown, Bobby	.440	5-5	25	7	11	2	0	0	7	13	.520	1	0	4	0	.462	0	0	0-0	0	0	0	.000
1 Field, Johnny	.417	5-5	24	8	10	2	2	1	12	19	.792	1	1	1	0	.444	1	1	1-2	12	2	0	1.000
13 Mejia, Alex	.409	5-5	22	5	9	2	1	0	6	13	.591	3	0	3	0	.462	1	2	2-2	5	22	0	1.000
2 Refsnyder, Robert	.300	5-5	20	5	6	2	0	0	4	8	.400	4	1	2	1	.423	1	0	0-0	10	0	0	1.000

22 Dixon, Brandon	.500	5-0	8	6	4	0	0	1	3	7	.875	1	1	1	0	.600	0	0	1-1	18	0	0	1.000
4 Gilbert, Trent	.438	5-5	16	6	7	1	1	0	4	10	.625	5	0	1	0	.571	0	4	0-0	11	25	4	.900
6 Moore, Riley	.368	5-5	19	7	7	0	0	0	4	7	.368	2	2	3	0	.458	1	1	0-0	26	2	1	.966
15 Maggi, Joseph	.357	5-5	14	1	5	1	0	0	1	6	.429	2	0	2	1	.438	0	1	1-1	39	1	0	1.000
24 Parmenter, Tyler	.000	1-0	1	0	0	0	0	0	0	0	.000	0	0	0	0	.000	0	0	0-0	0	0	0	.000
Totals	.420	5	193	61	81	14	6	2	55	113	.585	26	6	21	2	.491	5	12	8-9	138	67	6	.972
Opponents	.285	5	179	20	51	5	1	0	16	58	.324	5	4	27	10	.316	2	0	2-2	133	55	11	.945

LOB - Team (49), Opp (32). DPs turned - Team (10), Opp (2). CI - Team (0), Opp (1).

(Postseason Stats Sorted by Earned run avg)

Player	era	w-l	app	gs	cg	sho	sv	ip	h	r	er	bb	so	2b	3b	hr	b/avg	wp	hp	bks	sfa	sha
30 Crawford, Tyler	0.00	0-0	1	0	0	0/0	0	1.0	1	0	0	0	2	0	0	0	.250	1	0	0	0	0
44 Troupe, Mathew	0.00	1-0	1	0	0	0/0	0	0.2	1	0	0	0	0	0	0	0	.500	0	0	0	0	0
36 Farris, James	2.00	1-0	1	1	1	0/0	0	9.0	12	3	2	1	7	1	0	0	.324	0	0	0	0	0
48 Wade, Konner	2.12	2-0	2	2	1	0/0	0	17.0	16	8	4	2	7	2	0	0	.242	0	2	0	0	0
26 Heyer, Kurt	3.93	1-0	2	2	1	0/0	0	18.1	21	9	8	2	11	2	1	0	.300	0	2	0	2	0
Totals	2.74	5-0	5	5	3	0/0	0	46.0	51	20	14	5	27	5	1	0	.285	1	4	0	2	0
Opponents	10.56	0-5	5	5	0	0/0	0	44.1	81	61	52	26	21	14	6	2	.420	2	6	1	5	12

PB - Team (4), Moore, R. 4. SBA/ATT - Moore, R. (2-2), Wade, K. (1-1), Heyer, K. (1-1).

2012 Arizona Wildcats Baseball
Conference statistics for Arizona (June 3, 2012)
(Pac-12 games only Sorted by Batting avg)

Record: 20-10 Home: 9-6 Away: 11-4 Pac-12: 20-10

Player	avg	gp-gs	ab	r	h	2b	3b	hr	rbi	tb	slg%	bb	hp	so	gdp	ob%	sf	sh	sb-att	po	a	e	fld%
1 Field, Johnny	.371	30-30	116	30	43	7	1	2	11	58	.500	20	8	10	2	.493	0	3	3-6	56	4	1	.984
2 Refsnyder, Robert	.345	30-30	116	24	40	7	1	5	26	64	.552	19	2	10	9	.442	1	1	1-4	65	2	3	.957
13 Mejia, Alex	.339	30-30	121	21	41	3	1	1	22	49	.405	7	4	11	2	.385	3	8	2-4	59	93	7	.956
37 Brown, Bobby	.337	27-26	104	17	35	7	3	2	24	54	.519	9	0	17	0	.389	0	2	2-2	0	0	0	.000
5 Mejias-Brean, Seth	.331	30-30	121	21	40	11	1	0	22	53	.438	11	0	15	3	.381	2	0	3-7	22	78	8	.926
35 Rickard, Joey	.279	29-29	122	24	34	6	0	1	10	43	.352	13	4	13	2	.362	2	2	7-10	61	0	2	.968
6 Moore, Riley	.267	30-30	105	19	28	6	1	1	12	39	.371	14	0	27	2	.347	2	6	0-2	174	28	7	.967
4 Gilbert, Trent	.257	30-30	109	12	28	4	0	0	17	32	.294	10	2	28	1	.323	3	2	2-2	43	90	7	.950
15 Maggi, Joseph	.242	21-20	62	2	15	1	1	0	8	18	.290	3	2	3	3	.299	0	4	0-1	111	4	2	.983
22 Dixon, Brandon	.183	27-15	60	6	11	1	0	0	2	12	.200	5	3	15	0	.279	0	5	2-5	211	9	1	.995

29 Berger, Jordan	.000	1-0	1	0	0	0	0	0	0	0	.000	0	0	0	0	.000	0	0	0-0	0	0	0	.000
14 Littleman, Vincent	.000	2-0	0	0	0	0	0	0	0	0	.000	0	0	0	0	.000	0	0	0-0	0	2	1	.667
Totals	.304	30	1037	176	315	53	9	12	154	422	.407	111	25	149	24	.380	13	33	22-43	810	348	40	.967
Opponents	.258	30	1038	144	268	47	12	9	126	366	.353	77	40	186	22	.330	11	15	23-32	796	371	46	.962

LOB - Team (247), Opp (228). DPs turned - Team (23), Opp (27). CI - Team (1), Moore, R. 1. IBB - Team (9), Mejias-Brean 3, Refsnyder 3, Field, J. 2, Brown, B. 1, Opp (5). Picked off - Refsnyder 2, Maggi, J. 1.

(Pac-12 games only Sorted by Earned run avg)

Player	era	w-l	app	gs	cg	sho	sv	ip	h	r	er	bb	so	2b	3b	hr	b/avg	wp	hp	bks	sfa	sha
30 Crawford, Tyler	1.29	1-0	5	0	0	0/0	1	14.0	8	2	2	4	4	1	0	1	.170	0	3	1	0	1
26 Heyer, Kurt	2.11	6-2	10	10	5	1/0	0	81.0	80	30	19	15	49	10	0	1	.257	2	7	2	3	5
44 Troupe, Mathew	3.21	0-0	11	0	0	0/0	4	14.0	17	6	5	8	15	4	0	1	.304	4	1	0	1	0
31 Manthei, Stephen	4.12	5-3	12	0	0	0/0	0	19.2	20	12	9	10	15	4	0	1	.263	3	3	0	1	1
36 Farris, James	4.45	3-2	10	10	1	0/0	0	58.2	59	33	29	14	41	12	5	2	.257	1	7	2	2	4
48 Wade, Konner	5.57	3-3	10	10	3	0/0	0	63.0	65	44	39	16	44	11	3	3	.266	0	14	1	3	4

33 Bill, Augey	0.00	0-0	3	0	0	0/0	0	3.1	2	0	0	0	3	1	0	0	.182	0	2	0	0	0
10 Hale, Tyler	2.70	2-0	5	0	0	0/0	0	6.2	2	2	2	6	9	2	0	0	.105	4	0	0	1	0
14 Littleman, Vincent	9.00	0-0	2	0	0	0/0	0	8.0	12	11	8	4	5	1	3	0	.343	1	2	0	0	0
23 Long, Lucas	21.60	0-0	1	0	0	0/0	0	1.2	3	4	4	0	1	1	1	0	.333	0	1	0	0	0
Totals	3.90	20-10	30	30	9	1/0	5	270.0	268	144	117	77	186	47	12	9	.258	15	40	6	11	15
Opponents	4.82	10-20	30	30	1	1/1	1	265.1	315	176	142	111	149	53	9	12	.304	22	25	2	13	33

PB - Team (12), Moore, R. 12, Opp (4). Pickoffs - Team (1), Manthei, S. 1, Opp (3). SBA/ATT - Moore, R. (23-30), Wade, K. (6-9), Heyer, K. (6-7), Troupe, M. (4-4), Crawford, T. (2-3), Farris, J. (2-3), Hale, T. (1-3), Bill, A. (2-2), Manthei, S. (0-1).

2012 Arizona Wildcats Baseball
Team Game-by-Game for Arizona (June 9, 2012)
Batting (All games)

Date	Opponent	ab	r	h	rbi	2b	3b	hr	bb	ibb	sb	cs	hbp	sac	sf	gdp	k	po	a	e	avg
Feb 17	NORTH DAKOTA STAT	29	3	7	3	2	1	0	2	0	1	1	0	0	1	0	4	27	14	1	.241
Feb 18	NORTH DAKOTA STAT	29	2	4	1	1	0	0	5	0	4	1	0	0	0	1	5	27	9	2	.190
Feb 19	NORTH DAKOTA STAT	33	8	11	8	4	0	0	4	0	4	0	3	1	2	0	4	27	15	0	.242
Feb 21	UTAH VALLEY	35	12	12	10	1	0	0	9	0	4	1	2	0	1	1	7	27	16	1	.270
Feb 24	AUBURN	37	8	14	8	5	1	1	1	0	2	0	0	0	1	0	5	27	12	2	.294
Feb 25	AUBURN	40	15	17	14	3	2	1	3	0	4	0	0	0	1	0	5	27	13	4	.320
Feb 25	AUBURN	35	3	7	3	0	1	0	5	0	0	1	0	0	0	1	7	27	17	3	.303
Mar 2	HARVARD	35	7	13	6	1	0	0	1	0	5	0	0	1	0	0	4	27	9	0	.311
Mar 3	HARVARD	32	3	10	3	2	0	0	1	0	2	0	1	1	0	2	1	27	9	1	.311
Mar 4	HARVARD	36	13	13	12	1	2	0	6	0	3	2	0	0	2	0	3	27	12	0	.317
Mar 6	UC DAVIS	32	6	12	6	2	1	0	1	0	2	1	0	2	0	0	3	27	16	0	.322
Mar 7	UC DAVIS	31	6	10	6	2	0	0	4	0	3	0	1	1	1	0	5	27	13	3	.322
Mar 9	EASTERN MICHIGAN	32	9	13	9	2	1	0	0	0	2	2	0	0	2	1	2	27	9	1	.328
Mar 10	EASTERN MICHIGAN	39	16	19	14	3	0	0	4	0	1	1	3	2	3	0	7	27	16	1	.341
Mar 11	EASTERN MICHIGAN	33	9	12	9	3	2	0	3	2	3	1	6	5	1	0	3	27	8	3	.343
Mar 13	at Rice	35	1	9	1	1	0	0	2	0	1	1	0	0	0	0	5	24	10	0	.337
Mar 14	at Rice	36	8	11	6	3	0	0	3	0	0	1	2	2	0	0	7	27	10	1	.335
*Mar 16	WASHINGTON STATE	31	0	7	0	0	0	0	3	0	0	0	0	1	0	3	5	27	13	2	.330
*Mar 17	WASHINGTON STATE	33	8	11	7	1	0	0	5	1	1	1	5	0	1	0	3	27	15	2	.330
*Mar 17	WASHINGTON STATE	36	12	13	9	1	1	0	1	0	0	0	1	2	1	0	3	27	15	2	.331
Mar 20	NEW MEXICO STATE	34	4	10	3	3	0	0	3	0	1	1	2	1	0	1	3	27	14	4	.330
Mar 21	NEW MEXICO STATE	39	8	11	7	4	0	0	2	0	1	0	4	0	1	0	6	27	6	0	.327
*Mar 23	at Oregon State	34	5	8	5	1	0	0	6	1	0	1	0	0	0	0	9	25	12	2	.323
*Mar 24	at Oregon State	33	5	12	5	3	0	2	3	0	0	0	1	1	0	4	6	27	18	0	.325
*Mar 25	at Oregon State	34	7	9	7	1	0	1	4	0	0	1	0	1	1	0	9	27	10	1	.322
*Mar 30	STANFORD	37	8	14	7	3	1	0	3	0	0	1	1	1	0	1	6	27	7	5	.325
*Mar 31	STANFORD	30	4	10	1	3	0	0	5	2	0	2	2	3	0	1	7	27	12	2	.325
*Apr 1	STANFORD	30	6	12	6	0	0	1	3	0	0	1	0	4	0	1	3	27	10	2	.327
*Apr 4	at Utah Valley	33	4	7	4	0	0	1	2	0	0	0	1	1	1	0	3	24	6	1	.323
*Apr 5	at Utah	41	11	19	11	4	1	0	4	0	0	1	0	0	2	1	7	27	10	1	.329
*Apr 6	at Utah	36	6	12	6	3	0	0	2	0	4	0	0	1	2	0	4	24	8	3	.329
*Apr 7	at Utah	37	11	14	10	1	1	1	6	1	1	1	0	1	1	1	4	27	12	2	.331
*Apr 13	UCLA	34	4	12	4	2	0	0	2	0	0	0	0	2	1	0	0	27	16	0	.332
*Apr 14	UCLA	37	3	10	3	2	0	0	2	0	0	0	0	0	0	1	3	27	8	5	.330
*Apr 15	UCLA	31	2	6	2	1	0	0	2	0	1	1	0	0	1	0	7	27	12	2	.326
*Apr 17	at Arizona State	40	8	13	6	2	0	1	1	0	1	0	1	1	0	0	7	24	8	1	.326
*Apr 20	at Washington	38	10	11	9	5	0	1	5	1	2	2	2	0	0	0	5	27	15	1	.325
*Apr 21	at Washington	35	4	9	4	5	0	0	1	0	1	0	2	1	0	1	5	27	14	0	.323
*Apr 22	at Washington	44	5	10	4	3	0	0	5	0	2	0	2	3	0	1	4	35	9	0	.320
Apr 27	EAST TENNESSEE ST	49	24	25	23	5	6	0	5	0	1	1	1	0	1	0	4	27	6	0	.327
Apr 28	EAST TENNESSEE ST	34	6	13	6	2	2	1	1	0	1	0	0	2	2	0	5	27	10	2	.328
Apr 29	EAST TENNESSEE ST	46	21	27	19	5	1	0	3	1	3	1	0	1	3	0	3	27	10	0	.336
*May 4	OREGON	32	1	7	1	1	1	0	2	0	0	2	0	0	0	1	7	27	16	2	.334
*May 5	OREGON	36	12	15	10	2	0	1	7	1	0	1	0	2	0	0	1	27	14	2	.335
*May 6	OREGON	28	1	5	1	0	0	1	2	0	0	1	1	0	0	2	3	27	16	0	.333
*May 11	at California	28	3	6	3	1	0	1	6	0	0	0	0	3	0	2	5	27	8	2	.331
*May 12	at California	35	4	10	4	0	0	2	2	0	2	1	1	1	0	0	6	27	6	0	.330
*May 13	at California	35	7	10	6	2	0	1	4	1	1	0	1	1	2	0	6	27	11	0	.329
May 16	at Arizona State	35	10	10	10	2	0	1	8	0	2	0	3	2	0	2	5	27	6	0	.328
*May 18	at USC	39	11	12	8	2	1	0	6	1	4	0	1	1	0	0	5	27	13	0	.327
*May 19	at USC	37	4	11	4	0	1	0	4	0	0	1	0	0	1	0	7	24	9	0	.327
*May 20	at USC	31	6	8	4	0	1	0	6	0	0	2	2	1	0	1	5	27	9	0	.326
*May 25	ARIZONA STATE	29	1	6	1	1	0	0	1	0	1	0	2	0	0	1	4	27	16	0	.324
*May 26	ARIZONA STATE	37	7	12	5	3	1	0	4	0	0	0	0	1	0	2	5	27	9	2	.324
*May 27	ARIZONA STATE	39	8	14	7	2	0	0	5	0	2	1	1	2	0	0	5	27	5	0	.325
Jun 01	MISSOURI	37	15	20	14	4	3	0	2	0	2	0	3	1	3	0	3	27	9	2	.329
Jun 02	LOUISVILLE	45	16	23	15	5	1	1	2	0	3	0	1	3	1	0	4	27	8	1	.333
Jun 03	LOUISVILLE	41	16	15	13	1	1	1	8	0	2	0	0	3	0	1	10	27	14	1	.333
Jun 08	ST. JOHN'S	36	7	11	6	2	1	0	6	0	1	1	1	2	0	1	2	30	17	0	.333
Jun 09	ST. JOHN'S	34	7	12	7	2	0	0	8	0	0	0	1	3	1	0	2	27	19	2	.333
Totals		2119	451	706	406	126	35	20	216	12	81	38	61	68	41	35	283	1614	689	77	.333

2012 Arizona Wildcats Baseball
Team Game-by-Game for Arizona (June 9, 2012)
Pitching (All games)

Date	Opponent	ip	h	r	er	bb	so	2b	3b	hr	wp	bk	hbp	dp	ibb	score	w-l	sv	era
Feb 17	NORTH DAKOTA STAT	9.0	6	1	1	2	10	1	1	0	0	0	1	1	0	3-1	1-0	1	1.00
Feb 18	NORTH DAKOTA STAT	9.0	7	8	8	6	13	1	0	1	1	2	1	1	0	2-8	1-1	1	4.50
Feb 19	NORTH DAKOTA STAT	9.0	5	0	0	0	6	0	0	0	0	0	0	1	0	8-0	2-1	1	3.00
Feb 21	UTAH VALLEY	9.0	12	6	6	2	10	3	1	0	2	0	0	1	0	12-6	3-1	1	3.75
Feb 24	AUBURN	9.0	10	1	0	1	6	0	0	0	0	0	0	1	0	8-1	4-1	1	3.00
Feb 25	AUBURN	9.0	8	4	2	4	11	1	0	1	1	0	1	1	0	15-4	5-1	1	2.83
Feb 25	AUBURN	9.0	14	8	8	3	0	1	2	0	0	1	2	0	0	3-8	5-2	1	3.57
Mar 2	HARVARD	9.0	6	1	1	0	14	0	0	1	0	0	0	0	0	7-1	6-2	1	3.25
Mar 3	HARVARD	9.0	4	1	0	5	12	0	0	0	0	0	2	4	0	3-1	7-2	2	2.89
Mar 4	HARVARD	9.0	9	2	2	1	8	2	0	0	0	0	0	0	0	13-2	8-2	2	2.80
Mar 6	UC DAVIS	9.0	6	0	0	0	9	0	0	0	0	0	1	1	0	6-0	9-2	2	2.55
Mar 7	UC DAVIS	9.0	7	4	2	2	6	2	0	0	1	0	2	1	0	6-4	10-2	2	2.50
Mar 9	EASTERN MICHIGAN	9.0	6	2	0	1	8	1	1	0	0	0	0	1	0	9-2	11-2	2	2.31
Mar 10	EASTERN MICHIGAN	9.0	12	7	6	6	4	1	2	0	1	0	0	1	0	16-7	12-2	2	2.57
Mar 11	EASTERN MICHIGAN	9.0	9	8	7	2	7	3	4	0	0	0	1	3	0	9-8	13-2	2	2.87
Mar 13	at Rice	8.0	8	5	5	5	6	3	3	0	1	0	0	2	0	1-5	13-3	2	3.02
Mar 14	at Rice	9.0	5	5	4	5	10	1	1	0	0	0	1	0	0	8-5	14-3	3	3.08
*Mar 16	WASHINGTON STATE	9.0	11	6	5	5	4	3	0	0	1	0	0	1	1	0-6	14-4	3	3.19
*Mar 17	WASHINGTON STATE	9.0	11	7	4	2	5	1	0	0	0	0	3	1	0	8-7	15-4	4	3.23
*Mar 17	WASHINGTON STATE	9.0	12	9	9	0	4	4	3	1	1	0	2	0	0	12-9	16-4	4	3.52
Mar 20	NEW MEXICO STATE	9.0	11	7	4	6	11	4	0	0	1	0	1	1	0	4-7	16-5	4	3.54
Mar 21	NEW MEXICO STATE	9.0	16	13	13	9	7	3	1	0	3	0	3	0	0	8-13	16-6	4	3.97
*Mar 23	at Oregon State	8.1	11	6	5	2	10	2	0	0	0	0	2	1	1	5-6	16-7	4	4.03
*Mar 24	at Oregon State	9.0	8	4	4	5	2	4	1	0	0	0	1	0	0	5-4	17-7	5	4.03
*Mar 25	at Oregon State	9.0	6	5	4	3	9	2	0	1	1	0	0	0	0	7-5	18-7	6	4.03
*Mar 30	STANFORD	9.0	10	7	2	2	12	2	0	0	0	0	0	0	0	8-7	19-7	6	3.95
*Mar 31	STANFORD	9.0	3	2	1	1	7	1	0	0	0	0	1	0	0	4-2	20-7	6	3.84
*Apr 1	STANFORD	9.0	6	2	2	0	5	0	1	0	0	0	0	0	0	6-2	21-7	6	3.77
Apr 4	at Utah Valley	8.0	7	5	5	3	3	1	0	1	1	1	1	0	0	4-5	21-8	6	3.83
*Apr 5	at Utah	9.0	8	2	2	0	4	0	0	1	1	0	1	2	0	11-2	22-8	6	3.77
*Apr 6	at Utah	8.0	8	7	5	2	8	2	0	1	1	0	1	1	0	6-7	22-9	6	3.82
*Apr 7	at Utah	9.0	12	7	5	3	11	3	1	0	3	0	3	1	0	11-7	23-9	7	3.86
*Apr 13	UCLA	9.0	8	3	2	1	2	1	0	0	0	1	0	1	0	4-3	24-9	7	3.80
*Apr 14	UCLA	9.0	20	15	11	2	5	1	3	0	0	0	3	1	0	3-15	24-10	7	4.02
*Apr 15	UCLA	9.0	11	6	5	4	4	2	0	0	2	0	1	1	0	2-6	24-11	7	4.05
Apr 17	at Arizona State	8.0	12	12	11	5	6	2	0	1	0	0	2	0	0	8-12	24-12	7	4.26
*Apr 20	at Washington	9.0	7	2	1	2	5	1	0	0	0	0	1	2	0	10-2	25-12	7	4.17
*Apr 21	at Washington	9.0	6	1	1	1	7	0	0	0	0	0	0	2	0	4-1	26-12	7	4.08
*Apr 22	at Washington	11.2	11	6	6	6	11	4	1	0	0	0	1	1	2	5-6	26-13	7	4.10
Apr 27	EAST TENNESSEE ST	9.0	16	7	7	1	11	2	1	0	0	0	1	0	0	24-7	27-13	7	4.17
Apr 28	EAST TENNESSEE ST	9.0	10	4	4	1	9	4	0	0	1	0	3	1	0	6-4	28-13	8	4.17
Apr 29	EAST TENNESSEE ST	9.0	12	6	6	1	8	3	1	0	0	0	1	1	0	21-6	29-13	8	4.21
*May 4	OREGON	9.0	13	6	4	2	5	0	0	1	1	0	2	2	0	1-6	29-14	8	4.21
*May 5	OREGON	9.0	11	6	6	3	6	0	2	1	0	0	1	1	0	12-6	30-14	8	4.25
*May 6	OREGON	9.0	7	3	2	2	7	1	0	0	1	0	0	0	0	1-3	30-15	8	4.20
*May 11	at California	9.0	5	1	0	1	9	0	0	0	0	0	1	0	0	3-1	31-15	8	4.11
*May 12	at California	9.0	3	1	1	4	7	1	0	1	0	1	2	0	0	4-1	32-15	8	4.04
*May 13	at California	9.0	6	4	4	7	4	1	0	0	1	1	1	1	0	7-4	33-15	9	4.04
May 16	at Arizona State	9.0	7	2	2	3	9	0	1	1	0	0	0	0	0	10-2	34-15	10	4.00
*May 18	at USC	9.0	6	1	1	2	5	0	0	0	0	0	0	1	0	11-1	35-15	10	3.94
*May 19	at USC	8.0	7	8	8	3	7	1	0	0	0	0	3	0	0	4-8	35-16	10	4.03
*May 20	at USC	9.0	9	1	1	1	6	1	0	1	0	0	2	1	0	6-1	36-16	10	3.97
*May 25	ARIZONA STATE	9.0	6	0	0	3	2	2	0	0	0	1	0	1	0	1-0	37-16	10	3.89
*May 26	ARIZONA STATE	9.0	13	9	9	1	7	5	0	1	1	1	6	0	0	7-9	37-17	10	3.99
*May 27	ARIZONA STATE	9.0	13	7	7	7	6	2	0	0	1	0	2	1	1	8-7	38-17	10	4.04
Jun 01	MISSOURI	9.0	4	3	2	2	7	1	1	0	0	0	1	2	0	15-3	39-17	10	4.01
Jun 02	LOUISVILLE	9.0	11	4	2	2	7	0	0	0	1	0	2	1	0	16-4	40-17	10	3.97
Jun 03	LOUISVILLE	9.0	12	3	2	1	7	1	0	0	0	0	0	2	0	16-3	41-17	10	3.94
Jun 08	ST. JOHN'S	10.0	18	6	6	0	4	1	0	0	0	0	1	3	0	7-6	42-17	10	3.96
Jun 09	ST. JOHN'S	9.0	6	4	2	0	2	2	0	0	0	0	0	2	0	7-4	43-17	10	3.93
Totals		538.0	544	283	235	157	414	91	29	16	28	10	68	55	5	451-283	43-17	10	3.93

**2012 Arizona Wildcats Baseball
Miscellaneous Stats for Arizona (June 9, 2012)
(All games)**

Multiple Hit Games	2	3	4	5+	Total
5 Mejias-Brean, Seth	18	8	2	-	28
13 Mejia, Alex	16	9	2	1	28
1 Field, Johnny	12	6	5	1	24
2 Refsnyder, Robert	17	5	1	-	23
35 Rickard, Joey	14	8	1	-	23
37 Brown, Bobby	16	2	3	-	21
4 Gilbert, Trent	13	3	-	-	16
6 Moore, Riley	12	3	1	-	16
22 Dixon, Brandon	9	1	-	-	10
15 Maggi, Joseph	8	1	1	-	10
24 Parmenter, Tyler	1	-	-	-	1
29 Berger, Jordan	1	-	-	-	1
TEAM	137	46	16	2	201

Multiple RBI Games	2	3	4	5+	Total
5 Mejias-Brean, Seth	13	4	1	-	18
37 Brown, Bobby	13	4	-	1	18
2 Refsnyder, Robert	10	6	-	-	16
13 Mejia, Alex	8	4	2	-	14
4 Gilbert, Trent	10	1	-	-	11
1 Field, Johnny	5	2	2	1	10
6 Moore, Riley	3	3	1	-	7
35 Rickard, Joey	3	2	1	-	6
15 Maggi, Joseph	3	-	-	-	3
22 Dixon, Brandon	-	1	-	-	1
TEAM	68	27	7	2	104

Hitting Streaks	Longest	Current
5 Mejias-Brean, Seth	21	13
2 Refsnyder, Robert	15	6
35 Rickard, Joey	14	-
1 Field, Johnny	12	11
37 Brown, Bobby	11	2
13 Mejia, Alex	9	1
4 Gilbert, Trent	8	-
15 Maggi, Joseph	6	3
6 Moore, Riley	6	1
22 Dixon, Brandon	5	2
47 de Jesus, Anthony	1	1
24 Parmenter, Tyler	1	-
29 Berger, Jordan	1	-
28 Lopez, David	1	1

Reached Base Streaks	Longest	Current
2 Refsnyder, Robert	34	34
35 Rickard, Joey	29	12
5 Mejias-Brean, Seth	29	14
1 Field, Johnny	24	24
37 Brown, Bobby	18	6
4 Gilbert, Trent	14	7
13 Mejia, Alex	11	1
22 Dixon, Brandon	9	5
6 Moore, Riley	9	7
15 Maggi, Joseph	6	3
28 Lopez, David	1	1
47 de Jesus, Anthony	1	1
24 Parmenter, Tyler	1	-
29 Berger, Jordan	1	-

**2012 Arizona Wildcats Baseball
Season Game Highs for Arizona (June 9, 2012)
(All games)**

TEAM GAME HIGHS

Batting

At bats:	49	-	vs East Tennessee State (Apr 27, 2012)
Runs scored:	24	-	vs East Tennessee State (Apr 27, 2012)
Hits:	27	-	vs East Tennessee State (Apr 29, 2012)
RBIs:	23	-	vs East Tennessee State (Apr 27, 2012)
Doubles:	5	-	(6 times)
Triples:	6	-	vs East Tennessee State (Apr 27, 2012)
Home runs:	2	-	at Oregon State (Mar 24, 2012)
	2	-	at California (May 12, 2012)
Total bases:	42	-	vs East Tennessee State (Apr 27, 2012)
Walks:	9	-	vs Utah Valley (Feb 21, 2012)
Strikeouts:	10	-	vs Louisville (Jun 03, 2012)
Sac hits:	5	-	vs Eastern Michigan (Mar 11, 2012)
Sac flies:	3	-	(3 times)
Stolen bases:	5	-	vs Harvard (Mar 2, 2012)
Hit by pitch:	6	-	vs Eastern Michigan (Mar 11, 2012)
Caught stealing:	2	-	(6 times)
Runners LOB:	14	-	vs Eastern Michigan (Mar 11, 2012)
	14	-	vs St. John's (Jun 09, 2012)
Hit into DP:	4	-	at Oregon State (Mar 24, 2012)

Fielding

Putouts:	35	-	at Washington (Apr 22, 2012)
Assists:	19	-	vs St. John's (Jun 09, 2012)
Errors:	5	-	vs Stanford (Mar 30, 2012)
	5	-	vs UCLA (Apr 14, 2012)
Passed balls:	3	-	vs Oregon (May 6, 2012)
DPs turned:	4	-	vs Harvard (Mar 3, 2012)

Pitching

Innings pitched:	11.2	-	at Washington (Apr 22, 2012)
Runs allowed:	15	-	vs UCLA (Apr 14, 2012)
Earned runs:	13	-	vs New Mexico State (Mar 21, 2012)
Walks allowed:	9	-	vs New Mexico State (Mar 21, 2012)
Strikeouts:	14	-	vs Harvard (Mar 2, 2012)
Hits allowed:	20	-	vs UCLA (Apr 14, 2012)
Doubles allowed:	5	-	vs Arizona State (May 26, 2012)
Triples allowed:	4	-	vs Eastern Michigan (Mar 11, 2012)
Homers allowed:	1	-	(16 times)
Wild pitches:	3	-	vs New Mexico State (Mar 21, 2012)
	3	-	at Utah (Apr 7, 2012)
Hit batters:	6	-	vs Arizona State (May 26, 2012)

2012 Arizona Wildcats Baseball
Season Game Highs for Arizona (June 9, 2012)
(All games)

INDIVIDUAL GAME HIGHS

Batting

At bats:	7	-	Mejia, Alex vs East Tennessee State (Apr 27, 2012)
Runs scored:	4	-	(9 times)
Hits:	5	-	Field, Johnny vs East Tennessee State (Apr 27, 2012)
	5	-	Mejia, Alex vs Louisville (Jun 02, 2012)
RBIs:	7	-	Field, Johnny vs Louisville (Jun 03, 2012)
Doubles:	3	-	Rickard, Joey at Washington (Apr 20, 2012)
Triples:	2	-	Mejia, Alex vs East Tennessee State (Apr 27, 2012)
	2	-	Brown, Bobby vs East Tennessee State (Apr 27, 2012)
Home runs:	1	-	(20 times)
Total bases:	9	-	Field, Johnny vs East Tennessee State (Apr 27, 2012)
	9	-	Brown, Bobby vs East Tennessee State (Apr 27, 2012)
Walks:	4	-	Field, Johnny vs Utah Valley (Feb 21, 2012)
Strikeouts:	3	-	(4 times)
Sac hits:	2	-	(4 times)
Sac flies:	2	-	Mejias-Brean, Seth vs East Tennessee State (Apr 28, 2012)
	2	-	Moore, Riley vs East Tennessee State (Apr 29, 2012)
Stolen bases:	3	-	Refsnyder, Robert vs North Dakota State (Feb 18, 2012)
	3	-	Dixon, Brandon vs Utah Valley (Feb 21, 2012)
Hit by pitch:	3	-	Refsnyder, Robert vs Eastern Michigan (Mar 11, 2012)
Caught stealing:	1	-	(38 times)
Runners LOB:	6	-	Mejia, Alex vs UC Davis (Mar 7, 2012)

Fielding

Putouts:	18	-	Dixon, Brandon at Oregon State (Mar 24, 2012)
	18	-	Dixon, Brandon vs Oregon (May 5, 2012)
Assists:	9	-	Gilbert, Trent vs Arizona State (May 25, 2012)
Errors:	2	-	(8 times)
Passed balls:	3	-	Moore, Riley vs Oregon (May 6, 2012)

Pitching

Innings pitched:	9.1	-	Heyer, Kurt vs St. John's (Jun 08, 2012)
Runs allowed:	9	-	Littleman, Vincent vs UCLA (Apr 14, 2012)
Earned runs:	8	-	Wade, Konner at USC (May 19, 2012)
Walks allowed:	5	-	Wade, Konner vs Harvard (Mar 3, 2012)
Strikeouts:	14	-	Heyer, Kurt vs Harvard (Mar 2, 2012)
Hits allowed:	17	-	Heyer, Kurt vs St. John's (Jun 08, 2012)
Doubles allowed:	3	-	(5 times)
Triples allowed:	3	-	Farris, James vs Eastern Michigan (Mar 11, 2012)
	3	-	Littleman, Vincent vs UCLA (Apr 14, 2012)
Homers allowed:	1	-	(16 times)
Wild pitches:	2	-	Hale, Tyler vs Utah Valley (Feb 21, 2012)
	2	-	Hale, Tyler at Utah (Apr 7, 2012)
Hit batters:	3	-	(3 times)

2012 Arizona Wildcats Baseball
Individual Season/Career Summary for Arizona (June 9, 2012)
(All games Sorted by Batting avg)

Record: 43-17 Home: 30-10 Away: 13-7 Pac-12: 20-10

Player	SEASON										CAREER																
	Avg	G-GS	AB	R	H	2B	3B	HR	RBI	BB	Hbp	SO	Sb-Att	Avg	G-GS	AB	R	H	2B	3B	HR	RBI	BB	Hbp	SO	Sb-Att	
1 Field, Johnny	.383	60-60	235	67	90	17	7	3	43	40	11	25	11-19	.346	112-106	410	102	142	32	12	6	75	57	16	47	15-25	
5 Mejias-Brean, Seth	.366	60-60	246	55	90	21	4	1	57	20	3	22	10-14	.332	177-171	644	118	214	36	9	2	116	51	9	91	22-37	
13 Mejia, Alex	.361	60-60	249	52	90	12	6	3	52	13	6	22	6-12	.340	177-177	686	124	233	37	10	4	130	30	11	71	18-35	
37 Brown, Bobby	.356	50-45	191	41	68	12	7	4	54	14	0	31	7-7	.330	120-85	355	65	117	26	11	4	77	31	1	65	13-16	
2 Refsnyder, Robert	.354	60-60	237	58	84	19	4	6	61	31	11	21	12-16	.339	177-175	696	147	236	41	13	14	156	61	26	83	27-37	
15 Maggi, Joseph	.333	44-40	132	17	44	4	1	0	18	10	5	10	3-5	.333	44-40	132	17	44	4	1	0	18	10	5	10	3-5	
35 Rickard, Joey	.326	56-56	236	57	77	16	2	1	31	24	11	29	18-24	.327	174-173	728	153	238	35	7	13	119	62	29	99	47-69	
6 Moore, Riley	.292	59-57	202	39	59	10	2	1	38	30	2	48	2-5	.292	59-57	202	39	59	10	2	1	38	30	2	48	2-5	
4 Gilbert, Trent	.280	59-59	218	33	61	7	2	0	37	19	5	40	4-5	.280	59-59	218	33	61	7	2	0	37	19	5	40	4-5	
22 Dixon, Brandon	.252	57-38	147	28	37	8	0	1	13	12	7	31	8-12	.248	70-39	157	29	39	8	0	1	14	14	7	37	8-12	

47 de Jesus, Anthony	.500	1-1	2	0	1	0	0	0	0	0	0	0	0-0	.500	1-1	2	0	1	0	0	0	0	0	0	0	0-0	
24 Parmenter, Tyler	.400	4-1	5	0	2	0	0	0	0	0	0	1	0-0	.400	4-1	5	0	2	0	0	0	0	0	0	1	0-0	
29 Berger, Jordan	.200	6-2	10	2	2	0	0	0	1	1	0	1	0-0	.200	6-2	10	2	2	0	0	0	1	1	0	1	0-0	
28 Lopez, David	.111	5-1	9	2	1	0	0	0	1	2	0	2	0-0	.100	8-1	10	3	1	0	0	0	1	3	0	2	0-0	
14 Littleman, Vincent	.000	2-0	0	0	0	0	0	0	0	0	0	0	0-0	.000	2-0	0	0	0	0	0	0	0	0	0	0	0-0	
Totals	.333	60-60	2119	451	706	126	35	20	406	216	61	283	81-119														
Opponents	.263	60-60	2071	283	544	91	29	16	248	157	68	414	42-61														

(All games Sorted by Earned run avg)

Player	SEASON													CAREER													
	ERA	W-L	App	GS	CG	Sho	Sv	IP	H	R	ER	BB	SO	ERA	W-L	App	GS	CG	Sho	Sv	IP	H	R	ER	BB	SO	
26 Heyer, Kurt	2.28	12-2	17	17	7	1	0	138.0	136	50	35	22	102	2.59	27-11	54	53	10	3	0	378.1	355	133	109	77	345	
30 Crawford, Tyler	3.09	1-1	13	2	0	0	2	35.0	33	13	12	7	16	3.09	1-1	13	2	0	0	2	35.0	33	13	12	7	16	
44 Troupe, Mathew	3.90	4-1	22	1	0	0	6	32.1	36	16	14	17	39	3.90	4-1	22	1	0	0	6	32.1	36	16	14	17	39	
10 Hale, Tyler	4.05	2-0	12	2	0	0	0	20.0	19	10	9	16	23	5.09	6-5	51	14	0	0	1	116.2	120	72	66	80	106	
36 Farris, James	4.18	7-3	16	16	3	1	0	99.0	106	52	46	18	69	4.50	7-3	18	16	3	1	0	100.0	110	56	50	21	70	
31 Manthei, Stephen	4.29	6-4	23	0	0	0	2	35.2	32	22	17	16	25	4.42	8-6	52	1	0	0	2	73.1	65	48	36	34	61	
48 Wade, Konner	4.49	9-3	19	17	4	0	0	118.1	110	71	59	36	98	4.05	12-3	36	25	4	0	0	180.0	166	94	81	55	126	
14 Littleman, Vincent	6.26	0-1	9	2	0	0	0	23.0	25	21	16	10	15	6.75	4-4	33	7	0	0	0	62.2	68	56	47	31	39	
23 Long, Lucas	7.20	2-2	9	3	0	0	0	25.0	34	21	20	10	18	7.20	2-2	9	3	0	0	0	25.0	34	21	20	10	18	

33 Bill, Auguey	0.00	0-0	5	0	0	0	0	6.2	2	0	0	1	7	3.00	1-1	22	1	0	0	1	21.0	14	10	7	8	21	
45 Lopez, Michael	0.00	0-0	1	0	0	0	0	1.0	0	0	0	0	0	0.00	0-0	3	0	0	0	0	3.1	1	0	0	0	1	
42 Cunningham, Nick	15.75	0-0	4	0	0	0	0	4.0	11	7	7	4	2	4.92	4-2	54	1	0	0	4	67.2	76	46	37	33	55	
Totals	3.93	43-17	60	60	14	3	10	538.0	544	283	235	157	414														
Opponents	6.36	17-43	60	60	1	1	3	519.0	706	451	367	216	283														

Arizona baseball readies Hi Corbett for a sunny future

by [Anthony Gimino](#) on Jan. 04, 2012, under [Sports](#)

0

Recommend

Send



Arizona will replace the clock with its block "A" logo, with plaques honoring former coaches Jerry Kindall and Frank Sancet below that. Photo by Anthony Gimino, TucsonCitizen.com

Arizona Wildcats coach **Andy Lopez**, sunglasses on, surveyed his new baseball home Wednesday afternoon, looking out at the sprinklers watering the sun-drenched grass.

"This is a great setting for us," he would say later. "This could be a really exciting time for our program."

Yes, the grass really is greener at Hi Corbett Field.

Arizona officials — including athletic director **Greg Byrne** and director of event operations **Matt Brown** — gave the media a tour of venerable Hi Corbett on Wednesday, even as workers painted the clubhouse and otherwise readied the facility for Feb. 17 opener against North Dakota State.

There is still plenty of work to do, and the Wildcats might not be able to move in when the team is allowed to start individual drills on Jan. 12, but things are coming together as Byrne and Lopez hoped

when Arizona reached a deal with the city to lease the park that held minor-league baseball and major-league spring training for decades.

“In the weight room in the morning, I will see some of our guys on the baseball team and I will say, ‘Have you been out there? Are you excited about it?’” Byrne said.

“And it’s like a kid in a candy store. They are thrilled with the space. They are thrilled with just how different it makes them compared to a lot of their peers at other places. That’s exciting to see.”



New lockers at Hi Corbett are protected while the clubhouse gets painted. Photo by Anthony Gimino, TucsonCitizen.com

The Wildcats will have lots of space everywhere, including storage and an equipment room, which weren’t available at Jerry Kindall Field at Frank Sancet Stadium — their on-campus home since 1967.

Lopez will have a double-suite offense. The assistants will have offices with windows, instead of being crammed in cement boxes in McKale Center. There is a roomy conference room. There will be an academic center.

And there will be plenty of space in the outfield.

The original plan was to move in the fences at spacious Hi Corbett Field, but there wasn’t enough time to implement that change after negotiations with the city and the stadium’s former tenant, the Tucson Toros, went into late November.

Toros owner **Jay Zucker** settled with the city for \$300,000, ending his fight over eviction.


The Hi Corbett dimensions are about the same down the lines as Sancet Stadium (which is 360 feet), but the alleys are huge — 410 in left-center and 405 in right center. The big field, combined with the bat restrictions imposed by the NCAA last season, is sad news for Arizona’s sluggers but great news for the pitching staff.

“With the new bats and dimensions of Hi Corbett, 3-and-1 counts should be a very safe count to throw a strike,” Lopez said.

“That will be my first speech to the pitching staff on Jan. 1. Throw a strike, get a fly ball and we’ll get out of the inning. If we walk a guy, I may just walk out to the mound on the spot and take someone out of the game.”

There will be some advertising on the outfield wall, and Arizona will be importing its scoreboard from its old stadium. UA is also bringing over plaques honoring legendary coaches Sancet and Kindall, which will be placed on the facade of the main entrance.

Arizona will have access to a separate practice field. Lopez said he can split up the squad on some days or use the auxiliary field during rainy weather to avoid chewing up the stadium turf.



The training room at Hi Corbett will feature cardinal and navy linoleum. Photo by Anthony Gimino, TucsonCitizen.com

Full-team practices begin Feb. 1.

“The biggest thing is getting guys out here day in and day out,” Lopez said. “It’s important we get out here and just make his our home. It’s exciting.”

For fans, it’s also exciting, presumably, that beer will be sold through the fifth inning.

“We think it’s an opportunity for something else for our fans to enjoy while they’re here,” Byrne said. “At the same time, we expect them to be responsible in the use of that, too.”

Lopez talked about the positive effect the facility — which should be one of the best on the West Coast — should have on recruiting.

“Those 18 year olds, they really like the trinkets,” Lopez said. “Man, they do. They really like the trinkets. You can get their attention a little bit. This is going to help get those guys.”

The other main benefit is that Hi Corbett will make Arizona a more attractive site to host postseason games. With a team that is ranked No. 20 nationally in the preseason by Collegiate Baseball, home NCAA tournament games seem like a possibility in 2012.

“That would be great for the first year,” Byrne said, before adding with a smile, “No pressure on Andy.”

NOTABLE

Byrne said he has plenty of ideas of what to do with the space occupied by Sancet Stadium — none that he is sharing right now — but nothing is likely to be done for at least a year, he said. “We feel confident going in here (to Hi Corbett) — that’s why we made the decision — but we want to see how it goes out here and make sure this is the right decision for us,” he said.



Refurbished stadium with Wildcat touches rejuvenates program

Arizona baseball: Basking in a new light

Ryan Finley Arizona Daily Star | Posted: Saturday, January 7, 2012 12:00 am

The Arizona Wildcats' new home is one of the Southwest's baseball cathedrals, so the stained glass window inside coach Andy Lopez's office makes perfect sense.

It's purple and black and green, installed when the Colorado Rockies held their first spring training at Hi Corbett Field. The scene depicted in the window mimics the Rockies' official logo, a baseball flying over snow-capped mountain peaks.

"I kind of like it. Aren't those the Catalinas?" Lopez said, eyeing the old artwork. "See, I'm already recruiting. Yeah, those are the Catalinas."

The Wildcats have mastered the art of repurposing since moving into Hi Corbett from Kindall/Sancet Stadium a month ago. Work crews have painted over Rockies purple and Tucson Toros red with the cardinal and navy colors familiar to UA fans. Soon, the Wildcats will move their old video board, two dozen plaques, workout equipment and everything from uniforms to a whirlpool to the midtown park.

By the time the UA opens its season Feb. 17 against North Dakota State, Hi Corbett - for a cost of about \$200,000 - will be transformed from a onetime spring training facility into one of the Pac-12's best baseball facilities. Here's what you'll notice:

- New signage. The UA gained control of the stadium Dec. 1 after the city of Tucson settled with Tucson Toros owner Jay Zucker;. Almost immediately, crews began rebranding the old stadium as an Arizona facility.

A giant "Arizona Baseball" sign was pried off the back of the Kindall/Sancet Stadium press box, moved to Hi Corbett and hung on the outside of the stadium facing the parking lot.

"It barely fit," said Matt Brown, the UA's director of event operations.

Also outside the entrance, a block "A" logo will soon replace the giant clock behind home plate. Below it, Arizona officials will hang plaques honoring coaches Frank Sancet and Jerry Kindall, the former stadium's namesakes.

That's all minor compared to what's next. In the coming weeks, crews will remove the right-field video board at Kindall/Sancet Stadium and transport it to Hi Corbett, where it will replace the Toros' old left-field scoreboard.

- The clubhouse. Hi Corbett's home clubhouse has been renovated, re-painted and re-carpeted in UA colors, giving the Wildcats the major-league caliber meeting area that they lacked on campus.

The clubhouse will have easy access to training rooms, bathrooms and showers. The home dugout connects to the clubhouse by an outdoor tunnel; a hustling player can run from his locker to the field in mere seconds.

Lopez said the new-look locker room is already among the best in the conference.

"Oregon has that new-car smell," he said, "but this is right there."

- The cost. The UA spent between \$150,000 and \$200,000 to renovate the clubhouse and adjacent offices, with much of the money being spent on wiring Hi Corbett into the UA's computer networks. Moving the video board from campus to midtown and wiring it for use will cost the university another \$40,000. All told, the costs fit within - if not slightly below - the UA's stated budget of \$250,000-\$300,000. The Wildcats have saved countless thousands by bringing over items from Kindall/Sancet and their old on-campus offices. They've repurposed a pair of flat-screen TVs, formerly used in the Kindall/Sancet press box, into the focal point of the new clubhouse.

"Whatever we can bring over, we certainly want to do that: signage, flags and the littlest of amenities - a whirlpool, an exercise bike that they're not using," Brown said.

The move could pay for itself if fans flock to Hi Corbett like they did for the Rockies and Toros. Though baseball will never be a moneymaker at the UA, the Wildcats could cut their annual losses by as much as \$250,000 a year with increased attendance and revenue. The UA will sell beer for the first five innings of each game, which could provide a financial boost.

"We certainly expect an uptick from where we've been," athletic director Greg Byrne said. "The exposure that baseball's gotten the last six months from an off-the-field standpoint is stronger than anything we've gotten for years and years and years."

- The potential. This winter's renovations are just a start for the Wildcats, who figure to make more changes in future years. The UA must still figure out what to do with Hi Corbett's old team shop and the handful of luxury boxes that span the Hi Corbett infield.

Lopez and Byrne have discussed moving the fences in, starting in 2013. Time will tell how the UA uses its adjacent practice field and batting cage.

For now, though, the Wildcats are happy with their new, old park.

"I'm not going to hold back: My hopes and dreams are to come here and play for a national championship," Lopez said. "And this helps."

Arizona Wildcats select-a-seat event

- When: Today
- Where: Hi Corbett Field
- Schedule: Season ticket holders and Wildcat Club members at the Diamond, Platinum and Gold levels can select their 2012 seats starting at 9 a.m. The stadium opens to the public and prospective ticket holders at 11 a.m.

Early-season home schedule

Arizona's first home games at Hi Corbett Field:

Feb. 17-19: North Dakota State

Feb. 21: Utah Valley

Feb. 24-25: Auburn

March 2-4: Harvard

March 6-7: UC Davis

March 9-11: Eastern Michigan



3,997 watch Arizona win to open new era at bustling Hi Corbett

Greg Hansen: If you shift it, they will come

Greg Hansen Arizona Daily Star | Posted: Saturday, February 18, 2012 12:00 am

The UA's long-anticipated, sometimes-divisive and somewhat-expensive move to Hi Corbett Field was equal to its buildup.

"I was so amped up, so excited, that I threw up before the game," said Arizona Wildcats starting pitcher Kurt Heyer. "I just couldn't contain it."

The parking lots immediately surrounding Hi Corbett Field were choked with cars 45 minutes before Friday's first pitch. At game time, at least 50 people were still in the ticket-buying line, almost one person per degree on a chilly February night.

Did they come for the \$2.50 hot dogs? Or was it the (relatively) cheap beer?

You've got to remember that night baseball in February isn't an easy sell here or anywhere. And you shouldn't forget that as recently as 2006 the Arizona Wildcats drew a modern attendance low 211 for a baseball game against Southern Utah.

Or that a year ago the Wildcats drew just 1,192 on opening night against the same opponent, North Dakota State.

This time, 3,997 came through the gates at the old ballpark, watching Arizona win 3-1, and very few of them were college kids. It was the UA's largest home gate since 4,250 showed to watch No. 1 Cal State-Fullerton in 2008.

"Playing at Hi Corbett Field gets the community involved," said 1962 All-America pitcher Dan Schneider, who is one of 110 Wildcat baseball lettermen attending Alumni Weekend. "This is a good thing. College baseball can work here."

The Wildcats hadn't played a college baseball game at Hi Corbett since 1975, preferring to play 1,604 on-campus games at Kindall/Sancet Stadium until, frankly, interest waned so much that Andy Lopez's NCAA playoff team of 2010 drew five crowds of fewer than 384.

A year ago, the UA baseball team had one crowd in excess of 2,000. Mike Candrea's softball team drew capacity crowds of 2,800-plus for teams like Idaho State and Creighton.

Something had to be done and, in his second year as UA athletic director, Greg Byrne put his neck on the baseball guillotine by suggesting they leave Kindall/Sancet Stadium as soon as possible.

An hour before Friday's first pitch, Byrne stood on the third base line and seemed concerned that it was a slow-arriving crowd.

"What if nobody comes?" he asked.

This is Byrne's bold venture, one that initially splintered Jerry Kindall's baseball family, but one that now seems to be a burst of good business sense.

The only real problem Friday: Lines at the concessions stands were too long. The hot dog-and-beer people underestimated the demand. These are good problems.

Lopez said that the buzz in the community was such that people at "the barbershop and the market would say 'I can't wait for opening night.'"

Wherever you went Friday night you were in the company of a former Wildcat big-leaguer, or someone who helped them win a national championship. Mike Paul and Ed Vosberg were there. So were George Arias, Ben Diggins, Joe Estes, Eddie Leon and on and on.

Kindall long ago gave up his opposition of the move, joining forces with Byrne to make the re-branding of Arizona baseball a healthy transition. Before Kindall threw out one of the ceremonial first pitches, his legendary pitching coach, Jim Wing, grabbed a mitt, pounded a fist in the pocket of it, and gave his stamp to the move.

"It's a special place," said Wing. "I love it."

Hi Corbett Field is not the romantic, historic ballpark it has been made out to be in recent months. For 30 years, the Tucson Toros struggled to draw 3,500 there. The only time I sat in the ballpark with a full house was at the 1991 Pacific Coast League championship game, and on a Fourth of July fireworks night, or, oddly, when Michael Jordan showed up one November night in 1994 to play in the Arizona Fall League.

So for Arizona to believe that it can double attendance, to about 2,200 per night, is aggressive.

"If you can double or triple attendance, it's well worth leaving campus," said NDSU coach Tod Brown, a UA pitcher from 1990 to 1994. "At first I said no way in heck would I support the move from campus to Hi Corbett. Some of my great memories from being a Wildcat were being in McKale Center on a daily basis with people like Tedy Bruschi and Damon Stoudamire.

"But there's something to be said about the perception that Hi Corbett is centrally located and that you can park and within two minutes be inside the stadium. There are a lot of positives."

In a touch of good timing, Lopez's team, ranked as high as No. 5 in one poll, should be able to keep the turnstiles humming in March, April and May.

On Friday, Heyer was as dominant as he was while winning 15 games the last two seasons. This time Heyer allowed one run over seven innings, a five-hitter, striking out seven. This team will go as far as he takes them.

Sophomore outfielder Johnny Field went 4 for 4 with three extra-base hits to support Heyer; the UA isn't a power-laden club, but gap hitters such as Field, Robert Refsnyder and Joey Rickard could make this a can't-miss season at Hi Corbett.

"We can be way better than we were last year," said Heyer. "This is just the start of it."

Today

- What: North Dakota St. at Arizona
- When: 4 p.m.

Contact Greg Hansen at 573-4362 or ghansen@azstarnet.com

Sophomore Wade boosting Arizona's rotation as Saturday starter

Like

Tweet

0

Recommend this story
By KYLIE JOHNSON Published February 29, 2012 at 11:36pm Updated February 29, 2012 at 11:36pm

Multimedia



By GINNY POLIN

Ginny Polin / Arizona Daily Wildcat Baseball vs Rice

Possibly Related

- [UAPD steers clear of texting and driving ban](#)
- [Kavanagh withdraws tuition bill](#)
- [State shorts med school in Phoenix](#)
- [Psychology, sociology now added to admissions exam](#)
- [Q&A: Carolyn Costin, body image specialist, says diets don't work](#)

Coming into the season, the Arizona baseball team knew they had a dependable Friday night pitcher in All-American Kurt Heyer, but so far sophomore Konner Wade is proving the Saturday starter can be just as consistent.

“Going into this year we knew that he was probably the number one candidate to be a Saturday guy, so we expected big things from him,” sophomore outfielder Johnny Field said. “And so far he’s lived up to those expectations.”

In his first two starts, Wade is 1-0 with a 1.93 ERA in 14 innings pitched. But his 23 strikeouts are even more surprising, considering he had only 28 strikeouts in 61.2 innings last season.

“It’s kind of a surprise to me, I’ve never really been a strikeout guy,” Wade said. “I’d kind of like to get more ground balls to stay in the game a little bit longer. My pitch count’s been getting a little too high.”

Head coach Andy Lopez said a main factor to Wade’s strikeouts is increased movement in his fastball and changeup.

“There is about a three, four inning stretch every time he’s thrown the last few weeks where we don’t call in(side) or out(side), we just call fastball and he throws it and it runs,” Lopez said.

The improved motion on Wade’s pitches hasn’t just resulted in striking out more players though — it’s also kept them off base.

Opponents are currently batting just .184 against Wade this season — an average lower than any other Arizona pitcher.

“I think it’s just the normal development of a young guy that really has high standards,” Lopez said. “(Wade) is a great, great young man, just a dynamite human being. And I think (he) just really wants to get better, and he’s gotten better.”

Wade’s success this season isn’t completely surprising — he had an impressive freshman season, going 3-0 with a 3.21 ERA in eight starts and 17 appearances.

Still, his strides this season have taken him from a talented young starter to someone competing statistically with a Golden Spikes Award nominee in Heyer, and Lopez credits that leap to Wade’s work ethic.

“Everybody talks about those blue-collar (workers),” Lopez said. “I talk about gold-collar guys — guys that if you give them one assignment, they do four. Those are the guys you want in your life, and (Wade) is one of those guys.”

Wade’s early-season success has been even more important for the No. 7 Wildcats because they still haven’t figured out their bullpen.

Juniors Stephen Manthei and Nick Cunningham have struggled in relief this season and were part of a bullpen collapse that ruined Wade’s first start. Wade left a 2-2 game with one out in the eighth inning after a career-high 13 strikeouts, but North Dakota State put six runs on the board in the inning against four different relievers.

The season is still just seven games old for Arizona, and Wade has only been tested against North Dakota State and Auburn — two teams without a very potent offense.

But if Wade can continue at a pace even remotely close to this, the front of the Wildcat’s rotation has a chance to be one of the best in the Pac-12 Conference.

And with the inconsistency the offense and bullpen have shown so far this season, a strong starting rotation is something the Wildcats might have to have if they want to consistently win series in the immensely talented Pac-12.

“Having that one-two punch,” Field said, “(it) gives you a great chance to go out and win the series every time.”

Injured shortstop biding his time

Like

Tweet

0

Recommend this on Google

By KYLE JOHNSON Published February 8, 2012 at 11:50pm Updated February 8, 2012 at 11:50pm

Multimedia



By ANNIE MARUM

Annie Marum / Arizona Daily Wildcat Baseball vs Cal Double Header

Possibly Related

- [Lining Up](#)
- [Noam Chomsky advocates accessibility to education](#)
- [Ariz. to play vital role in GOP race](#)
- [Volunteers reflect on leaving Honduras](#)
- [Protesters use tactic of 'glitter bombing'](#)

It's a common practice for new members of a team to pick up bats and helmets carelessly littered around the field in order to earn their place on the squad through a little dirty work.

But the last few days at the Arizona baseball practice, a strange sight can be seen — preseason All-American Alex Mejia is the one picking up the equipment.

"I want to be a great teammate to these guys," Mejia said. "Any way I can help, (any) which way I can help. I want to be there for them."

Mejia sprained his wrist diving for a ball during practice last Thursday, so he's been unable to participate in any of the drills the last few days. Mejia said the itch to get back on the field has been killing him.

“I just try to find something to do whether it’s picking up trash, picking up balls, do something,” Mejia said. “That way I feel like I’m contributing to the team.”

Head coach Andy Lopez said Mejia will be 100 percent by opening night, but if the Wildcats — ranked No. 20 in the USA Today/ESPN Coaches Poll — want to have the success they’re predicted to this season, they’ll need the 6-foot-1, 200-pound junior every game they can.

Last season, Mejia started all 60 games at shortstop and batted .335, ranking him second among returning players. But Lopez said Mejia won’t pass the eye test — his intangibles are what separate him from the rest of the pack.

“If you watch Mejia every day, he’s the real deal,” Lopez said. “His makeup, his intangibles, and he’s a very good baseball player too.”

And while the honor of being named a second-team preseason All-American by the National Collegiate Baseball Writers Association might seem like a lot of hype to live up to, Lopez said the team only needs Mejia to do exactly what he has in the past — be a strong defender who delivers with clutch at-bats.

But Lopez said Mejia brings much more to the table than just being a good player — he’s a great team leader.

With all the talking Mejia does on the field, he’ll have to contribute a lot to live up to his expectations.

Lopez said that in every series he’s managed, an opposing coach has at least come up to him once and said, “Man that Mejia guy, does he ever shut up?”

“That’s what you want at the shortstop position,” Lopez said. “It’s right in the middle and, other than the pitcher, I think it’s the most important position. And he’s does a marvelous job with it.”

But with the season-opener just eight days away, Mejia isn’t concentrating on his injured wrist — he just wants to win.

“I don’t think I’m too worried about that right now,” he said. “As long as I do what I’m supposed to do on the field that will help us win, I pretty much think everything will fall into place.”



Arizona Baseball: Cats glad to have the gifts of Maggi

Ryan Finley Arizona Daily Star | Posted: Friday, March 9, 2012 12:00 am

Inside the Arizona Wildcats clubhouse, just above the door to the dugout, hangs a sign that reads "Get yourself ready to play, and then your time will come."

Freshman walk-on Joe Maggi's time has come much faster than he - or anybody else - could have imagined.

The UA's designated hitter has been a revelation since being inserted into the starting lineup two weeks ago. In his last four games, all starts, Maggi is hitting a team-best .462 with a pair of RBIs.

Maggi is expected to bat ninth tonight when the UA (10-2) opens a three-game series against Eastern Michigan at Hi Corbett Field.

Here's a look at the 19-year-old Maggi, how he got here and what he brings to the nation's seventh-ranked college baseball team:

- **Brophy boy:** Maggi, like his older brothers Drew and Beau, starred on the diamond at Phoenix Brophy Prep. But while Drew and Beau chose to play collegiately at Arizona State, Joe went against family tradition.

Maggi and his parents met with coach Andy Lopez a year ago to see if he could join the team as a walk-on.

"Coach Lopez told me about the mission we have this season, and the shot I had," Joe Maggi said. "I thought it was my best bet."

- **Breaking through:** Maggi struggled to find a place in fall practices, and entered the 2012 season buried deep down the depth chart. But starting designated hitter Bobby Brown struggled early in the year, and Maggi was able to crack the starting lineup.

In just four starts, Maggi has developed a reputation for big hits. He ripped a two-out single and scored in the fifth inning Wednesday, giving the Wildcats a 3-2 lead over UC Davis; his infield single in the eighth inning drove in the final run of a three-run rally.

Though he's a natural outfielder, Maggi figures to spend most of his freshman season bouncing around: He can also play first base.

"We have to find a place for his bat," Lopez said.

- **Lights on:** For all Maggi's ability, it's his intensity and approach that have wowed coaches and teammates alike.

"That's just sort of how my family was raised by my dad, and how we used to play in my backyard," he said. "When the lights go on, it's me against you: You bring your best, I'll bring my best, and we'll see who wins."

It's a football-player's mentality, one that - in baseball parlance - is a very good thing.

"I'd take four or five of those guys," Lopez said, "and if 15 of them show up, I'm not going to turn them away."

The series

- **Who:** Eastern Michigan at Arizona

- **Today:** 6 p.m.

- **Saturday:** 6 p.m.

- **Sunday:** 11 a.m.



Baseball: Arizona 9, E. Michigan 2: Small ball pays off big for Cats at Hi Corbett

Ryan Finley Arizona Daily Star | Posted: Saturday, March 10, 2012 12:00 am

Hi Corbett Field is a baseball cathedral and, by the looks of its vast outfield, a national park.

Fortunately, the seventh-ranked Arizona Wildcats are fast figuring out how to score in their new yard.

They think small.

"That's the plan," UA coach Andy Lopez said following Friday's 9-2 win over Eastern Michigan. "We're starting to understand where we play. ...

"I like this setting: Baseball players have to learn how to play the game soundly here. They have to manufacture runs, put the ball on the ground and find the gaps. You learn to play baseball in this setting."

Consider how the Wildcats started Friday's game:

- Joey Rickard led off the bottom of the first inning with a double, then advanced to third when Alex Mejia reached on a bunt single.

As Eastern Michigan pitcher Joe Battistelli walked back to the mound, Mejia noticed that nobody was covering second base.

Mejia scrambled from first to second before the Eagles could cover to the bag.

"I was hearing everybody in the dugout yell, 'Go!' " Mejia said. "You just gotta go. You can't second-guess yourself."

- The next batter, Robert Ref-snyder, singled home a run, and Johnny Field followed with an RBI fielder's choice.
- Seth Mejias-Brean then reached on a throwing error, and Field advanced to third. Trent Gilbert ripped an RBI single, scoring Field and advancing Mejias-Brean to third.
- Riley Moore then drove in Mejias-Brean with a sacrifice fly.

Four runs, four hits, and one costly error. And, in time, one win.

That's the new Wildcats' way. Since moving into the midtown park a month ago, Arizona has embraced "small ball" - taking walks, stealing bases, moving runners and putting pressure on opposing defenses until errors lead to big innings.

The approach isn't flashy, but it's been effective: The Wildcats scored nine runs Friday while managing just four extra-base hits.

With Kurt Heyer on the mound, it was more than enough. The junior ace scattered just six hits over eight innings. Both of EMU's runs were unearned, meaning Heyer's season ERA shrank to just 0.58.

The Wildcats' early-season success is about more than just numbers, though. Lopez, who constantly tells his team to "play the game, not the opponent," was happy with what he saw Friday night - though EMU held the Wildcats scoreless in their final four at-bats.

Arizona stole a pair of bases, moved runners into scoring position and - once they got there - did a good job of bringing them home. The Wildcats left just one runner on base.

To hear Lopez and Mejia tell it, small ball is paying off. Big.

"Make (the opponent) make plays," Mejia said. "The coaches instill that in your head during the fall. That's our identity."



Arizona baseball: Pain-free, Cat puts hurt on pitchers

Ryan Finley Arizona Daily Star | Posted: Friday, March 16, 2012 12:00 am

Seth Mejias-Brean played the entire 2011 season with a wrist injury that sapped his swing and tested his pain tolerance.

He's smiling now.

The Arizona Wildcats' third baseman has started 2012 on a tear. In 17 games, all starts, the junior is hitting .358 with a team-best 18 RBIs. His 33 total bases rank fourth on the team; in 67 at-bats, he's struck out just four times.

Mejias-Brean will lead sixth-ranked Arizona (14-3) into tonight's Pac-12 Conference opener against Washington State boasting a 10-game hitting streak. During that stretch, he's batting .390 with 11 RBIs.

But Mejias-Brean is about more than just his bat. The junior standout:

- Fields his position. Coach Andy Lopez calls Mejias-Brean "as good a third baseman as I've coached in a long, long time."

His four errors this season require a bit of context.

Third base is widely considered one the toughest positions to play in college baseball, in part because most balls hit that way are stung. Mejias-Brean's impressive range - he played shortstop at Cienega High School - means that he touches more batted balls than most players in the conference.

- Plays through pain. Mejias-Brean said it's "good to be healthy, for once," and he means it. He played all of 2011 with ligament damage in his right wrist, an injury that required surgery.

Not that Mejias-Brean remembers much of it.

"I wasn't supposed to be asleep for it, but I passed out," he said. "I was in a cast for six weeks."

It took even longer for Mejias-Brean to feel healthy again. He first played pain-free in January.

- Belongs here. For all his success, Mejias-Brean hasn't forgotten where he came from. He verbally committed to San Diego State twice - once for football and again for baseball - before the Aztecs inexplicably lost interest. He was set to enroll at Pima College in 2009 when Lopez called with an offer.

UA commit Matt Helm signed with the Diamondbacks at the last minute, leaving the Cats with extra scholarship money and a hole at third base.

Mejias-Brean signed just days before the start of classes. By February, he was regular in the lineup.

Now, he projects as a pro.

The series

Washington State vs. Arizona at Hi Corbett Field

- Today: 6 p.m.
- Saturday: 6 p.m.
- Sunday: Noon



Arizona baseball: UA listens to Lopez, wins series with WSU

Daniel Berk Arizona Daily Star | Posted: Sunday, March 18, 2012 12:00 am

The Arizona Wildcats still have 35 game days left on their 2012 schedule. None of them may turn out to be as important as Saturday's pair.

The Wildcats swept Washington State in a doubleheader at Hi Corbett Field, 8-7 and 12-9 to win their opening Pac-12 Conference series of the year after getting shut out in the opener Friday night.

"I just told our guys that our backs were up against the wall coming into today," UA coach Andy Lopez said. "Nobody sweeps doubleheaders. College doubleheaders are almost always split. But, I told them before the game that we could not walk out of here with a split. They had to get it done at home.

"They did and I like the way they did it."

Lopez's talk looked like it didn't get through early Saturday. WSU scored five runs in the first inning of the first game. Arizona (16-4, 2-1) responded with three runs in the bottom of the inning and one more each in the second and third to tie it up.

WSU (10-8, 1-2) jumped back in front in the fifth with another run, but Arizona came back again, scoring three runs in the seventh and taking the lead for good.

Mathew Troupe pitched a scoreless ninth to earn his third save of the season.

In the finale, Arizona trailed again, 3-2, but scored a season-high seven runs in the fifth to grab control without an extra-base hit. UA had six singles and reached base on two errors, and 11 of their total 13 hits were singles.

"It's what you have to do in this yard," said Lopez about the big field at Hi Corbett. "This park is not kind to the long fly ball. It's kind to the hard ground ball, and it's kind to line drives."

Right fielder Robert Refsnyder, who had a double and triple in the nightcap, was 6 for 8 with four RBIs on the day. He's now hitting .397.

"Anything but two wins would have been a big disappointment," Refsnyder said. "We stubbed our toe Friday night and didn't play well, but we came back today and I'm real happy with how we played."

Arizona Wildcats baseball: Cats focus on fixes for what appears to be difficult Pac-12 season

- Story
- (1) Comment

Arizona Wildcats baseball: Cats focus on fixes for what appears to be difficult Pac-12 season

By Ryan Finley, Arizona Daily Star Arizona Daily Star | Posted: Thursday, March 22, 2012 10:00 pm | Comments

Font Size:

Default font size

Larger font size

-
- 1 retweet
- [Recommend](#)

The Arizona Wildcats spent 10 hours on the road Thursday, traveling the long way — Tucson to Phoenix to Portland to Corvallis — for a series at Oregon State.

They had plenty to think about.

Fifth-ranked UA was swept by New Mexico State Tuesday and Wednesday, the low in what's been a blessed season. The visiting Aggies trounced the Wildcats both nights, casting some doubt as to whether the UA (16-6, 2-1) is battle-tested as it heads into the teeth of its Pac-12 schedule. The Wildcats, weather permitting, will open a three-game series with the Beavers tonight.

"It's going to be this way every weekend," UA coach Andy Lopez (Andy Lopez) said.

"Everybody in the Pac-12 has a winning record. ... You have to get good pitching right out of the chute, get some timely hitting and play good defense. It sounds like a canned response, a cliché, but it's true."

Read more about the Cats in Friday's Arizona Daily Star

Lack of consistency has become an issue for UA

Like

Tweet

0

Recommend this on Google

By KYLE JOHNSON Published March 22, 2012 at 1:02am Updated March 22, 2012 at 1:02am

Possibly Related

- [Softball splits two games against New Mexico State](#)
- [Candrea's message finally gets through](#)
- [Arizona baseball gets swept for first time this season](#)
- [Football notes: Wildcats have rough first day of practice in pads](#)
- [Transfer linebacker ready to lead Arizona defense](#)

The No. 5 Arizona baseball team boasts an impressive 16-6 record, but after being swept by New Mexico State, the Wildcats have a lot of unanswered questions as they enter into the bulk of the Pac-12 season.

“I told the guys, ‘Don’t walk around like there is a big mystery going on,’” head coach Andy Lopez said after losing the series to New Mexico State.

Lopez said the last two games simply haven’t followed the same pattern as the start of the season — the Wildcats didn’t have the same reliable starting pitching, strong defense, and timely hitting they’ve shown before.

Lopez said he likes to break the season into 10-game intervals to assess where his team is at. And while Wildcats went 8-2 in each of the first two stretches of the season, they have now started this third stretch 0-2, and it won’t get any easier.

The Wildcats travel to No. 19 Oregon State for a three-game series, and then return home to take on No. 3 Stanford next weekend.

The team has shown that it has the ability to compete with top-tier teams after the Wildcats split on the road with No. 9 Rice — but they also have a knack for letting some easy home games get away.

The Wildcats were blown out by North Dakota State in the second game of the season, and they dropped the second game of a doubleheader to Auburn after winning the first two games of the series.

But what has been even more concerning is their play of late. Since their comeback victory against Rice, the Wildcats have dropped three of five at home.

“I tell (the players) all the time there’s not a team that’ll just show up and beat you,” Lopez said. “But the other side of that coin is that there’s not a team you can’t lose to.”

Lopez stresses not overlooking teams, and the players seem to echo his teachings.

Juniors Alex Mejia and Seth Mejias-Brean both said the team tries not to pay attention to who it is playing because it can beat any team, and it can be beat by anyone as well.

However, with six of the 11 Pac-12 teams ranked in Baseball America's Top 25, the Wildcats can't afford to drop many more easy games.

Bullpen depth a concern as well

The Wildcats may have deeper problems than just consistency, as their bullpen again showed its lack of depth Wednesday in a 13-8 loss to New Mexico State.

"It was just not the best night for our staff as a whole," reliever Tyler Crawford said.

And while Wednesday night may have just been a low point for the pitching staff, the bullpen hasn't shown it can be reliable, even in the easier stretch of the season.

"We're just not pitching deep (into the bullpen) yet," Lopez said. "There's a reason we've signed ten pitchers for this upcoming class."

A couple of pitchers have stood out so far for the Wildcats — mainly starters Kurt Heyer and Konner Wade — but only relievers Stephen Manthei and Mathew Troupe have performed on a consistent basis.

Both Manthei and Troupe hold an ERA slightly under 3.40 in their combined 29.2 innings so far this season, but both are used primarily in late-game situations.

The Wildcats have yet to find a consistent long-inning reliever, and while freshman Lucas Long began the season strongly, he has struggled lately.

Long gave up five runs on six hits in just 1.2 innings against New Mexico State.

While Lopez hasn't been satisfied with his bullpen this season, he said the midweek games in the compact schedule — 18 games in 24 days — has really had the most affect on the bullpen.

"It's a strain on a staff unless you're real deep — and we're not," Lopez said. "It's a real pitching strain, there's just so many innings you can throw guys."

Lopez has even used Wade twice in relief situations, including Wednesday, to help alleviate some of the stress on the bullpen. Lopez said Wade used the real game innings as a substitute for practice pitches, but once Pac-12 play begins, the Wildcats are going to have to count on their bullpen to rescue themselves from tough situations.

Timely power keeps Arizona baseball from disastrous weekend

Like

Tweet

0

Recommend this on Google+

By KYLE JOHNSON Published March 25, 2012 at 11:57pm Updated March 25, 2012 at 11:57pm

Possibly Related

- [Pope skirts politics, urges Mexicans to seek pure heart](#)
- [Updated: Three students robbed on campus](#)
- [Saving face](#)
- [Shins' 'Morrow' shows Mercer's solo strength](#)
- [Up with People gets spot in UA Special Collections](#)

Over the first 23 games of the season, the No. 5 Arizona baseball team hit only two home runs, both by junior Alex Mejia.

But in their last two games, the Wildcats hit three — and they came with some dramatic flair.

“It couldn’t have happened at a better time,” catcher Riley Moore said. “It was when we needed it the most.”

Moore was part of back-to-back home run shots on Saturday night against No. 19 Oregon State to complete a ninth-inning rally and then Mejia added to his team-high total Sunday to preserve the series victory.

Arizona entered the top of the ninth inning on Saturday trailing 4-3 when designated hitter Bobby Brown walked up at the plate.

The fifth-year senior is batting just .239 on the season and had never hit a home run in his previous 205 career at-bats at Arizona — but this time was different.

Brown made his first career home run memorable, belting a solo shot to tie the game at 4-4. However, the Wildcat rally wasn’t finished, and the second hero was just as unlikely as Brown.

Moore is a freshman who came to Arizona after walking a majority of his plate appearances at San Marcos High School his senior year. So far Moore hasn’t lit it up offensively as a Wildcat, batting .273 on the season.

But the freshman was ready for the big stage, as he improbably followed Brown’s lead and hit a second home run out of Goss Stadium in Corvallis, Ore., completing the comeback 5-4.

“(They) were just really clutch at-bats from me and (Brown),” Moore said.

Not only were those the first back-to-back home runs this season, but they also propelled the Wildcats to a comeback victory that ended a three-game losing skid.

However, Heyer has been far from his usual dominant self in his past two starts. He's 0-1 with a 6.00 ERA in his last two games — both of which the Wildcats lost.

During that period, Heyer pitched just 12 innings and gave up 18 hits with only 7 strikeouts, and his 1.75 WHIP has been far below average for a Friday starter. This mark is miles away from the 0.87 WHIP he had during his first four starts.

One or two lackluster performances are expected during a long season, but three in a row would spell doom for the Wildcats' hopes of winning the series.

Heyer's consistency is even more crucial considering the lack of depth in the bullpen. The Wildcats have shown the ability to close out ballgames as long as starters can stay in the game awhile and eat up crucial innings.

Freshman Mathew Troupe, who has a 2.81 ERA in 16 innings, and junior Stephen Manthei, who boasts a 3.44 ERA in 18.1 innings, haven't been flawless this season, but they have combined for a 6-2 record with six saves between them.

Troupe blew a save in a 6-5 loss against Oregon State, but rebounded the next two nights with saves in both games to secure the series victory.

However, if Heyer — or any other starter — has to be taken out before head coach Andy Lopez can call on either of his two closers, things will start to get dicey for the Wildcats.

None of the other relievers have an ERA under 4.50 and two Wildcats — freshman Lucas Long and junior Nick Cunningham — have an ERA higher than 6.50.

In this crucial early conference series, Arizona must have its starters deliver if they want to win the against a balanced Stanford team that has an offense hitting .309 and a pitching staff combining for a 2.67 ERA.

Another poor start by Heyer would not only put Arizona in an undesirable position for the rest of the weekend, but it would also severely hurt Heyer's hopes of winning any post-season accolades.

The Wildcats won't have a lot of room for error this weekend — and if they end up losing this series at home, it'll be tough for them to catch the Cardinal come season's end.

— Kyle Johnson is a journalism junior. He can be reached at sports@wildcat.arizona.edu or on Twitter via [@WildcatSports](https://twitter.com/WildcatSports).

Clutch play has UA baseball on the rise

Like

Tweet

0

Recommend this on Google

By KYLE JOHNSON Published April 2, 2012 at 12:08am Updated April 2, 2012 at 12:17am

Possibly Related

- [Baseball sweeps No. 2 Stanford](#)
- [ABOR names two regents' professors from UA](#)
- [Downtown Tucson hosts parade for returning vets](#)
- [Shout of 'Freedom!' paid for with beating instead](#)
- [Former Mexican president dies at 77](#)

The No. 8 Arizona baseball team hasn't been perfect this year, but in clutch situations, it's been pretty close.

The Wildcats completed a sweep of No. 2 Stanford this past weekend and are on a five-game winning streak. But when they entered the ninth inning Friday, things looked anything but positive.

The Wildcats were down 7-4 to the Cardinal and projected No. 1 draft pick Mark Appel was on the mound.

But even with the odds were stacked against them, senior Bobby Brown said the team wasn't fazed. And Brown had no reason to be. Arizona stormed back for a walk-off 8-7 victory, sparking the Wildcats to an impressive series sweep.

The comeback wasn't an anomaly for the Wildcats though — the team has shown an ability to come through in the clutch all season.

"Rarely do we have the lead coming into the fifth or sixth inning," junior Robert Refsnyder said. "We come from behind really well, and it just shows the confidence (the team has)."

Arizona is 9-1 in games decided by two runs or less, and the lone loss came on the road to No. 22 Oregon State. And even in that defeat the Wildcats rallied back from a 5-1 deficit before the Beavers walked-off with the win.

The impressive record hasn't just been victories in close games. Several games have required significant rallies, and the Wildcats have delivered.

"Everybody wants to win, no matter what it takes," junior Alex Mejia said. "No matter how ugly it looks, no matter how good it looks. We just want to get it done."

Arizona's first comeback was a three-run rally in the bottom of the eighth against UC Davis. The rally was started by a single by junior Robert Refsnyder and then capped off with an error by UC Davis after Brown put it in play.

In the Wildcats' next series against Eastern Michigan, the team did one better — they had their first walk-off win of the season.

Refsnyder was again involved as he hit the game-winning single, scoring Brown on the play.

Arizona has shown a flair for the dramatic, getting go-ahead homeruns from two very unlikely sources.

Freshman Riley Moore and Brown both hit their first career homeruns as their back-to-back jacks in the top of the ninth gave Arizona its first lead and the eventual win against Oregon State.

However, none of those comebacks compare to the dramatic impact of the Friday's game against Stanford.

Junior Joey Rickard led off the inning for the Wildcats and was hit by Appel.

Stanford quickly went to its bullpen to bring in reliever David Schmidt, but it was already too late for the Cardinal — the rally was underway.

Schmidt walked two Wildcats to load the bases, and then the typically heroic Refsnyder walked up to the plate.

But this time Refsnyder came away empty, striking out against Schmidt.

However, junior Seth Mejias-Brean gladly filled in. Mejias-Brean hit an RBI single to score a run, and he kept the bases for Brown.

On a 0-1 pitch, Brown delivered with a hit the ball down the middle of the field.

The game-tying hit turned into the game-winning hit as the Stanford center fielder misplayed it, and an electric crowd at Hi Corbett Field celebrated the 8-7 victory.

"It was a fastball (down the) middle," Brown said of his game-winning hit. "And I just put it right up the middle and it got through."

The veteran leadership has proven to be key for the Wildcats, especially from Refsnyder and Brown. But while the clutch hitting is somewhat expected from Refsnyder, one of the team's top offensive players, Brown is a different story.

The fifth-year senior was penciled in as a Wildcat starter to begin the season, but after a rough start, he was replaced in the lineup for several games.

"I've been here a long time and I know that you have to take advantage of your opportunities," Brown said.

The decision to re-insert Brown into the lineup against Oregon State has paid dividends as the Wildcat are now on top of the Pac-12.

"I worked really, really hard in the batting cages and in practice ... and just waited for my next opportunity to come," Brown said. "So far I've taken advantage of that."

Junior class has Arizona baseball on top of Pac-12

Like


Tweet

0

Recommend this article

By KYLIE JOHNSON Published April 9, 2012 at 11:10pm Updated April 9, 2012 at 11:10pm

Multimedia



Possibly Related

- [Rick Santorum suspends presidential campaign, is 'not done fighting'](#)
- [Alleged 9/11 conspirators to be arraigned May 5 in Guantanamo](#)
- [T.J. McConnell chooses Arizona over Virginia](#)
- [Medical students get matched up](#)
- [UAEureka: How do the UA's recent tuition increases stack up against its peer universities?](#)

The No. 4 Arizona baseball team entered the season with high expectations, and 32 games into the 55-game season, it sits alone atop the Pac-12 and has a chance to create real separation this weekend, when it hosts No. 17 UCLA.

“Everybody is coming after you,” left fielder Johnny Field said. “We know what we have to do, and just because UCLA dropped the series (against Oregon), they are going to come to our place hungry. There is a lot at stake here in this next series.”

On paper the series lost a little bit of its luster thanks to two losses by UCLA to No. 16 Oregon — dropping it 12 spots in the College America poll.

But the matchup still puts Arizona (23-9, 9-3 Pac-12) against a team tied for second in the conference.

And since Oregon — the other team with an 8-4 Pac-12 record — doesn’t play the Wildcats until May 4, this is one of the best opportunities for Arizona to solidify itself as the Pac-12 frontrunner.

“We are just trying to keep the momentum going into this next Pac-12 weekend because we have a good opponent coming up and we just want to keep things rolling,” Field said.

The Wildcats didn’t rise to first place in the conference by accident. They came into the season ranked in the Top 25 in all polls, and so far the team has lived up to the hype.

And much of its success is thanks to a talented junior class that has helped create the Pac-12’s best offense.

Arizona is ranked first in the Pac-12 in batting average (.331), total runs (228), slugging percentage (.438) and stolen bases (49), and the juniors have been mostly responsible.

Alex Mejia, Robert Refsnyder, Seth Mejias-Brean and Joey Rickard are all in the conference’s top 10 in batting average, and combined with some talented underclassmen, the team has produced a lethal attack that is averaging more than seven runs per game over the last 14 games.

“That junior class has worked hard to be where they’re at right now, and hopefully they continue the path,” head coach Andy Lopez said. “They are a great group of guys ... and they play good baseball on top of that.”

However, Field — a sophomore batting .333 — said there is still plenty of room to improve.

“We could have executed better as an offense,” Field said about the Utah series last weekend. “We left a lot of runners early on in the games in scoring position. This next weekend we have to find a way to get those two out hits and hopefully drive those runners in.”

It’ll be tough for the Wildcats to actually improve on the offensive end though, considering they have 31 more RBIs than the Pac-12’s second-ranked team, ASU. But the Wildcats do have room to improve defensively.

Arizona is ranked 10th in the Pac-12 with a .959 fielding percentage and has committed the second-most errors (52) in the conference.

Lopez said that in the very talented Pac-12, teams have to play well every inning in all facets of the game to win on a consistent basis, and that sloppy fielding could cost the Wildcats.

Mejia said he appreciates the recognition, but knows that improvements can still be made to his game.

“I’m never too satisfied,” he said. “I’m always striving to be the best, always striving to do something better.”

According to Lopez, if someone comes to watch nine innings of Arizona baseball, it’s almost guaranteed they’ll see at least one brilliant play from his shortstop.

Against Stanford, Mejia flashed the leather on several occasions, including a full extension diving grab that he gunned to first from his knees to get the runner out.

“I thought he put on a spectacular show against Stanford,” Lopez said. “I know Stanford’s coaches felt that — they told me after the game.”

Despite his proficiency with the glove, Mejia keeps working.

“I think my defense needs to step up still,” he said. “I can make the great plays, but some of the plays I should be making, I’m kind of struggling with right now. But I can definitely pick it up.”

Arizona third baseman Seth Mejias-Brean has worked side-by-side with Mejia for three years, and praised Mejia’s skill on the field, as well as his ability to be a leader for the Wildcat club.

“He’s an aggressive player and he’s really vocal. He’s a great leader,” Mejias-Brean said. “If someone is struggling he’s got no problem going up and talking to him, he just likes to talk. He’s a great player out there too.”

After the season is over, Mejia hasn’t really given a thought to what’s next for him. He keeps his focus on the next matchup, and what he can do before then.

“I’m just focused on winning this weekend and working towards that,” Mejia said. “I haven’t given too much thought to my future right now, whether it be (professional) baseball, or sticking around here another year, which is a great choice too, especially with Lopez and the rest of the coaching staff.”

For all of his defensive skill, Mejia’s no slouch with a bat either.

Currently he’s leading the Wildcats with a .380 batting average and is tied for first with 49 hits on the season.

Lopez said he’s amazed at Mejia’s progression thus far.

“It’s really a neat thing because he’s really worked hard,” Lopez said. “When he came here I wasn’t sure he was going to hit at the collegiate level, now he’s hitting close to .400.”

Greg Hansen: 'Ping!' a thing of the past; so are slugfests

- Story
- (3) Comments

Greg Hansen: 'Ping!' a thing of the past; so are slugfests

Greg Hansen Arizona Daily Star Arizona Daily Star | Posted: Monday, April 16, 2012 12:00 am | Comments

Font Size:

Default font size

Larger font size

-
- 1 retweet
- [Recommend](#)



[Buy this photo](#) KELLY PRESNELL / ARIZONA DAILY STAR

Caption unavailable

Sunday baseball in the Pac-12 used to be wind-blowing-out whiffle ball: four-hour, fan-unfriendly games, baseball on steroids.

Pitching staffs were depleted by the third game of a series, and aluminum bats, with a sweet spot as wide as home plate, made a mockery of the game.

In Andy Lopez's first season at Arizona, 2002, the Wildcats played Sunday conference games of 18-14, 15-13 and 15-12. The culture was such that in 1998 the UA played 16 games in which 20 or more runs were scored.

Lopez has been conditioned to the "Ping! factor" for so long that during Sunday's series finale against UCLA he jumped to his feet when shortstop Alex Mejia hit what initially looked like a three-run homer in the third inning.

"Off the bat, my thought was, 'All right, we're back in it,' " Lopez said after UCLA beat the Wildcats 6-2 at Hi Corbett Field.

Instead, the ball died about 15 feet shy of the 388-foot sign in left-center.

An inning later, UA designated-hitter Bobby Brown smacked what looked to be a massive home run to right-center. Instead, with a runner on first, it settled into right-fielder Jeff Gelalich's glove about 10 feet shy of the 405-foot sign.

Two years ago, those fly-ball outs would've been home runs, five runs altogether, and the Wildcats might've left the ballpark in sole possession of first place instead of sharing the Pac-12 lead with UCLA and Oregon.

"You can't let that get in your head," said Mejia, an all-conference shortstop. "We all know about the new bats."

Beginning in 2011, college baseball changed the composition of bats. Aluminum was outlawed; a ball-deadening, wood-composite bat is now mandated. The effect has been immediate and overwhelming.

Sunday, for example, the Pac-12's final conference scores were a modest 6-2, 4-2, 5-3, 6-0 and 8-1. That's an average of 7.4 runs per game. Two years ago that average was closer to 17.4.

Is the pitching better? No. Are the hitters worse? No.

It's all about the dead-bat era.

Nobody hit a home run in the UCLA-Arizona series, which means the home run total in 25 games at Hi Corbett Field this year remains stuck at seven. Yes, seven! Lopez estimates that 20 home runs have been lost: 10 because of the bats, and another 10 because the switch from homer-friendly Kindall/Sancet Stadium to spacious Hi Corbett Field has made the power alleys virtually unreachable.

Here's some perspective: In 1993, powered by a combined 60 home runs by George Arias, Jason Thompson and Todd Landry, Arizona finished the season with 115 homers.

Last year, the first in the modified-bat era, Arizona hit 29 homers.

This year the Wildcats are at eight. Mejia is the leader with three.

Home runs have always been sexy, fan-appealing, seat-filling, game-winning magnets, but, ironically, Arizona is doing all of those things with warning-track power.

With Sunday's crowd of 2,858, Arizona has drawn 57,889 fans to Hi Corbett this season, dwarfing last year's final total of 36,412. The current average of 2,315 would be a school record, and that figure is almost certain to improve: Home series with powerful Oregon and rival Arizona State await. It's possible that the UA could draw 30,000 for those six May games.

UA director of athletics Greg Byrne, mastermind of the move from Kindall/Sancet to Hi Corbett, sat in the press box Sunday and admitted he is pleased with fan support and, perhaps, a bit surprised.

But as for moving in the fences next season, giving the Wildcats (and their fans) a chance to see more runs scored and more home runs hit, he demurred.

"Andy and I will have to make that decision together," he said. "We're doing pretty good with the way things are right now."

A year ago, Arizona pitchers yielded 241 runs, the lowest total since 1978. It was a remarkable statistic given that the Wildcats weren't a juggernaut; they finished 15-12 in the conference. As recently as 2000, Arizona pitchers gave up 490 runs in a season.

What it means is that Lopez, a career pitching coach, is working from his strength.

This Arizona team doesn't have an Arias-type power hitter, anyway. The five players who begin the lineup - Joey Rickard, Johnny Field, Mejia, Robert Refsnyder and Seth Mejias-Brean - are put-the-ball-in-play, take-an-extra-base hitters.

When the Wildcats begin the second half of the Pac-12 schedule Friday at Washington, their best chance to win the league championship rests not with the long ball, but with small ball.

You can't say they aren't prepared.

“Lopez showed faith in me,” Joseph Maggi said. “And I’ve been taking advantage of this big park — putting balls on the ground and making the defense get me out. It’s been successful.”

Most of Joseph Maggi’s appearances have been in the DH role, but with his continued success Lopez has started to play him at first base when the team plays against right-handers.

“That kid works really hard now and he gets after it,” Mejia said. “He’s a tough competitor. He doesn’t have any pop ... but he finds his way to put the ball in play, and he gets hits for us.”

Joseph Maggi lacks any sort of power — he sports a .365 slugging percentage, which is the third-worst out of everyday players — but his ground ball approach is perfectly catered to the cavernous Hi Corbett Field.

But in the Wildcats’ visit to Tempe tonight, Maggi won’t be hitting it into the gaps of Hi Corbett, he’ll be playing at Packard Stadium in front of his parents and siblings who’ll be dressed in maroon and gold.

Joseph Maggi said his parents decided to wear the colors of whichever son is playing at home. So while the Maggi’s will eventually be in cardinal and navy in late May, tonight Joseph Maggi is the enemy.

“Drew told me, ‘Against ASU, have some success, but you’re still not going to find the W,’” Joseph Maggi said.

Lopez said that he is unsure if Joseph Maggi will play today because of a bone bruise that bothered him over the weekend. But even if he is forced to watch the game from the bench, Joseph Maggi will still have the chance to watch his teammates take on his newest rival — something he never thought he’d say his sophomore year of high school.

“It’s a little bit of motivation for me,” Joseph Maggi said. “It’s real sweet to go back down to my hometown against him and play in the park that I watched my brothers have so much success in and get a win there. I’m excited.”



Arizona baseball: Pen holding back Wildcats

Ryan Finley Arizona Daily Star | Posted: Friday, April 20, 2012 12:00 am

The topic was relief pitching, and Andy Lopez was quoting Albert Einstein's idea about insanity. Two 18th-century poets, Robert Burns and Alexander Pope, were warming up in his brain's bullpen, ready to impart some long-forgotten insight into a talk about when it's OK to pull a pitcher.

"History major," Arizona's coach said with a shrug.

The Arizona Wildcats' recent history has been regrettable. Their bullpen, long a weak point on one of the Pac-12's best all-around teams, has been exposed. Heading into this weekend's series at Washington, Arizona has:

- A closer, freshman Mat Troupe, who has pitched just 21 1/3 college innings.
- A setup man, Stephen Manthei, who did not pitch at all last year because of academic problems and mononucleosis.
- A right-handed fireballer, Tyler Hale, who can't seem to find the strike zone.
- A left-handed specialist, Augey Bill, who has appeared in exactly two games in the last two seasons.
- A veteran closer, Nick Cunningham, who has fallen so out of favor that he's being left home for the second straight road trip.

The beleaguered bullpen reached a new low in Tuesday's 12-8, nonconference loss to rival Arizona State. Pitching in relief of starter Tyler Crawford, a quartet of pitchers - Hale, Manthei, Troupe and Bill - combined to allow eight earned runs over 3 1/3 innings. They surrendered as many walks (four) as hits (four), and hit a pair of Sun Devils with pitches.

"Free bags," Troupe said. "Eventually, that's going to come back and hurt you."

It portends a disturbing trend.

Tuesday's loss was Arizona's third in a row and fifth in eight games. During the three-game skid, the bullpen has a bloated 10.54 ERA. It's given away 12 free bases via walks and hit batsmen.

It can't continue if the UA (24-12 overall, 10-5 Pac-12) hopes to stay atop the conference standings. The Wildcats enter the second half of the Pac-12 season tied with Oregon and UCLA for first place in the league. With a remaining slate that includes series with the Ducks and ASU and road trips to USC and Cal, the Wildcats will have their plates - and their schedule - full.

Luckily, things could be improving.

Washington (19-15, 5-7) has lost eight of its last 11 games.

Arizona's Kurt Heyer and Konner Wade are pitching an average of 7 2/3 innings per start in conference games, eliminating the need for innings-eating relievers. The Wildcats will play just one more midweek game this season - a May 16 nonconference meeting with Arizona State.

The saner schedule will allow Lopez to pare down his bullpen to only vital parts; it's possible Cunningham and Vincent Littleman could spend the rest of the season watching from the bench. Hale and Bill are already working on short leashes, and Troupe - the best arm in the bullpen - is just starting to reach his potential.

If they can't deliver, there's always Alexander Pope.

"Hey," Lopez said, "hope springs eternal."



Rickard likely to return soon after knee injury ends run at 156 games

Arizona baseball: Ironman finally takes break

Ryan Finley Arizona Daily Star | Posted: Friday, April 27, 2012 12:00 am

During the first 156 games of his college career, Joey Rickard played through a groin injury, a hip problem and all sorts of minor, tape-it-up-and-go issues.

So when Rickard asked out of the Arizona Wildcats' starting lineup Sunday at Washington, citing a knee injury, coach Andy Lopez feared the worst.

"I thought, 'Wow,' " Lopez said, his eyes wide. "'That means surgery.' "

Luckily for Rickard and the Wildcats, the injury isn't as bad as they initially feared. Team doctors diagnosed Arizona's leadoff man and center fielder with a bone bruise in his right knee, an ailment that - while painful - shouldn't keep him out of the lineup long.

Rickard, 20, will be available to pinch hit when the UA (26-13) opens a three-game, nonconference series against East Tennessee State tonight at Hi Corbett Field.

He might even start.

"My gut tells me yes," Rickard said.

The Wildcats need him. The 6-foot-1-inch, 185-pound junior is the team's top-of-the-order sparkplug and the swagger behind a rangy, athletic outfield. He boasts a career fielding percentage of .968.

Rickard's been able to stay mostly healthy at a demanding position. Before Sunday, he had played in 156 consecutive games, starting 155 of them.

That streak came to an end Sunday, in part because of what happened Saturday night.

Rickard led off the seventh inning with single off Washington's Tyler Kane, then stole second base. As he slid, Rickard's right cleat got stuck in the brown-colored turf that the Huskies use in their infield. He landed awkwardly, injuring both his knee and ankle. He stayed in the game long enough to score from second base and hit one more time, in the top of the ninth, before being lifted.

The Wildcats played the bottom half of the inning with pitcher Vincent Littleman in left field, and Johnny Field - the team's usual left fielder - in center. Freshman Joe Maggi, the team's usual designated hitter, started in left field Sunday, with Field in center; they'll return there tonight if Rickard is unable to go.

There's no reason to rush.

This weekend marks Arizona's final nonconference series of the year, and a much-needed break before series against Oregon, Cal, USC and ASU. The Bucs (19-21) are in ninth place in the 10-team Atlantic Sun Conference.

Between the scheduling break and Rickard's knee, Arizona's caught two breaks this week.

"Thank God," Lopez said, "it's nothing major."

The series

- What: East Tennessee State at Arizona at Hi Corbett Field
- Today: 6 p.m.



Sophomore outfielder puts up big numbers at just the right time

As Johnny goes, so do Wildcats

Ryan Finley Arizona Daily Star | Posted: Thursday, May 10, 2012 12:00 am

The rock 'n' roll standard blasts through the Hi Corbett Field speakers whenever Johnny Field rounds first base, which - lately - seems to be all the time.

"Go! Go! Go Johnny go!"

Johnny be more than good.

Lately, nobody's been better.

Over the last 17 games, Field - the Arizona Wildcats sophomore left fielder - is hitting .465 with one home run and 14 RBIs.

Heading into the final three weeks of the Pac-12 Conference season, Field leads the league in walks and is tied for first in on-base percentage. He also is sixth in hits, tied for seventh in stolen bases and eighth in batting average.

Field will hit second and play left field today, when the 14th-ranked UA (30-15 overall, 13-8 Pac-12) opens a key three-game series at Cal. The Wildcats trail conference-leading Oregon by 1 1/2 games but can still forge a tie for first place by winning out.

"It's time to get hot," Field said. "It's time to do what we've got to do to get ready for the playoffs."

Here are three things you need to know about Field, whose mere presence makes the Wildcats go:

1. All he does is win. Field arrived at the UA two years ago as one of the most accomplished athletes in Las Vegas high school history. He won four state baseball championships in four years (2007-10) at powerhouse Bishop Gorman High School and was one of the state of Nevada's top wrestlers.

As a junior, Field - whose father, John, is the Gaels' head wrestling coach - won a state championship at 171 pounds. He also played one year of football before quitting to focus on the other two sports.

"I still kinda regret that," he said with a smile.

Arizona coach Andy Lopez said he's always looking for athletes who have been successful at multiple sports and who play tough competition. Two UA regulars - right fielder Robert Refsnyder and third baseman Seth Mejias-Brean - were also high school quarterbacks.

"The more pressure situations you're in, whether its baseball, basketball or football, the better you handle pressure, the better you handle stress," Lopez said.

"If you gave me a choice, I would go get a guy from a big city - a guy who's been in a lot of pressure situations, who's been in three hours of traffic every day, who's been in lines for two hours to get his driver's license, who's played against everybody in the city in basketball, football and baseball. Then, when you put them in a situation like we were in last weekend (against Oregon), they're OK."

2. He's getting better. Field hit .297 with three home runs and 32 RBIs as a true freshman. He's been even better as a sophomore: In 45 games, all starts, Field is hitting .364 with one home run and 29 RBIs. He already has surpassed last year's total-base numbers and has worked 10 more walks than in 2011. Field's 10 stolen bases is tied for second on the team.

Field carries a 3.57 GPA but is careful not to think too much on the field. He simplified his approach at the plate after a rough start to his sophomore season; almost immediately, the right-hander noticed better results.

"Baseball's all about simplifying the game as much as possible, and keeping it up," he said.

3. He might move. For all his success in the outfield, Field - at 5 feet 10 inches and 194 pounds - profiles as a second baseman at the next level. When that happens is anyone's guess: The 20-year-old Field must play at least one more year at the UA before he's eligible to be drafted. The pros will likely move him to the infield; for now, Lopez is happy to have Field in left.

"He's taking it for the club and saying, 'Where does Arizona need me to play for us to be at our strengths?'" Lopez said. "He plays hard, he gives you everything he's got and has just gotten better and better."

The series

- What: Arizona at California, all games on 1290-AM
- Today: 3:30 p.m.
- Saturday: 1 p.m.
- Sunday: 1 p.m.

Arizona baseball's 2,600th win not yet sinking in

Like

Tweet

< 0

Recommend this story

By KYLIE JOHNSON Published May 1, 2012 at 12:34am Updated May 1, 2012 at 12:34am

Possibly Related

- [Study: Fewer believe in god](#)
- [Peace activist visits UA, talks drug war](#)
- [Email system to go down for migration](#)
- [Meteor hunters strike pay dirt in California](#)
- [Doctoral research uncovers thought process predictions](#)

When the ball hit the leather of left fielder Joseph Maggi's glove for the final out Friday night, the Wildcats' dominant 24-7 victory over East Tennessee State was complete.

But the Arizona baseball program wasn't just celebrating a statement victory — it was cementing a place in history.

The win improved the Wildcats' record to 27-13 on the season and was the 2,600th win in program history, a record few other schools can claim.

"Obviously we have a lot of tradition here, a lot of history," senior Bobby Brown said. "It's just great to be an Arizona Wildcat."

It may seem like a random number, but the new win total puts the Wildcats in elite company, as they are just one of eight teams to reach that milestone, joining fellow Pac-12 members USC, Stanford and ASU in the prestigious club.

Oddly enough, the pitcher who won the 2,600th game for the Wildcats — junior Kurt Heyer — also won No. 2,500 in his first career start as a Wildcat.

Brown, another Wildcat on the roster for both milestones, said he hopes they continue to add to the mark this season.

"Hopefully we just keep at it," Brown said. "Hopefully we go for 3,000."

Head coach Andy Lopez said he's always felt honored to work with such an elite program, but the milestone itself wasn't exactly earth-shattering.

"I'm sure when I'm old and I'm not coaching it'll mean something," Lopez said, "but right now, honestly, it meant that Friday was a win — (now) let's get Saturday."

Arizona was the second program to reach the milestone in a week — Florida State joined the club on April 21. Arizona may not be the last team to reach the mark this season either, as Clemson is just eight wins away and could reach the mark as early as May 15.

But the victory still signified that Arizona has earned its place among the other elite programs in baseball, and with the direction this year's team is headed, it has the potential to add to the legacy.

"If you think of Arizona baseball, you think (of a team) always in the top of the country every year," Field said. "We're a top team in the Pac-12 and the milestone is great to accomplish. But we have a lot bigger goals to take care of this year."

New face in center

It hasn't been hard to figure out who's playing in center field for the Arizona baseball team ever since 2010. Joey Rickard has trotted out to the position 155 straight times.

The iron man started all but one game in center his freshman year and remained there through his junior year, until a bruised knee changed all that.

Rickard's streak ended when he was hurt April 21 against Washington.

Rickard has now missed four straight games, but the player who slid over to cover his spot has made sure the team didn't miss a beat.

Johnny Field moved over from left field and up to the leadoff spot in the lineup in Rickard's absence, and so far his relief appearance has impressed Lopez.

In the series against East Tennessee State, Field went 11-for-15 at the plate with two triples, four doubles, seven RBIs and seven runs without making an error in center.

Lopez said he still prefers to have Rickard in center field because of his great speed, but Field still did a great job covering for him this weekend.

"I still would like to see (Rickard) in center field just from a defensive standpoint," Lopez said. "Not that (Field) does a bad job, but (Rickard) is just really a good defensive outfielder."

Field said he didn't view this as an opportunity to earn any of Rickard's regular duties, he just was filling in until Rickard is healthy.

And while the offense did just fine without one of its offensive leaders against ETSU, it may need more firepower as the Pac-12 leading Oregon Ducks travel to Tucson this weekend.

"We want to get (Rickard) healthy and get him back, and I'm really hoping we can get him back for Friday," Lopez said. "He thinks he's ready to go but we're going day-to-day with him."

Brown becoming offensive leader after slow start

Like

Tweet

0

Recommend this story

By KYLIE JOHNSON Published May 1, 2012 at 12:43am Updated May 1, 2012 at 12:43am

Multimedia



Possibly Related

- [Study: Fewer believe in god](#)
- [Peace activist visits UA, talks drug war](#)
- [Email system to go down for migration](#)
- [Meteor hunters strike pay dirt in California](#)
- [Doctoral research uncovers thought process predictions](#)

The Arizona offense was already rated as the best in the Pac-12 coming into the its last series against East Tennessee State, but things got just plain silly for senior Bobby Brown and company over the weekend.

“I just felt really confident up there at the plate,” Brown said. “I just felt great and it worked out for me.”

Brown went 9-for-12 on the weekend with nine RBIs, but he was just one of the many Wildcat hitters that turned the pitcher’s paradise at Hi Corbett Field into a batter’s playground.

Everyone was taking good at-bats all weekend by staying unselfish and doing their job, according to sophomore Johnny Field, who went 11-for-15 at the plate.

The Wildcats outscored East Tennessee State 51-17 and combined for 65 hits with a .503 team batting average on the weekend. This success raised their overall batting average to an impressive .336, placing Arizona within the top three in the nation.

The offensive attack was constant, especially in Sunday's game, in which the UA scored at least one run in every inning but the fourth.

Field said that coming into the matchup Arizona knew the Buccaneers had a good offense, so the Wildcats couldn't take them lightly.

"We had to come out and hit the ball around the yard, and that's what we did for three games," he said.

And the confident hitting this weekend put this team in the Arizona record books.

During Friday's 24-7 dismantling of East Tennessee State, the Wildcats hit six triples on the night, including two by Brown and junior Alex Mejia.

The six triples set an Arizona record — the high was previously five, set against New Mexico in 2000 — and the Wildcats finished with nine triples in the series.

And all of this scoring was produced without much power.

Hi Corbett Field is a death trap for the deep ball, especially in right field where the wind blows over the fence to hold the ball in the air. But a resurgent Brown didn't seem to care.

Brown crushed a solo shot over that right field fence Saturday, powering it through the wind and over the tall, black fence.

The hit was impressive, but the fact that it came off of Brown's bat would have seemed unbelievable at the start of the season.

Brown began the year in a 0-for-14 slump and was just 2-for-21 before being benched in the second game of a double-header against Auburn.

Without regular starts, it becomes even more important to take advantage of every opportunity, Brown said.

"And that's what I did," he added.

Ever since the Auburn series, the redshirt senior has been working his way into form, and this past weekend it all came together.

Brown is now hitting .345 on the season, is second on the team in slugging percentage (.569) and fourth in RBIs, with 35 this season.

And after Brown's recent performances, it feels like a lifetime ago that the senior was being benched against Auburn.

"I felt like I was putting too much pressure on myself to get hits," Brown said. "Finally I got that monkey off my back and just kind of relaxed and got the job done."



Arizona leads Pac-12 in baseball attendance

Ryan Finley Arizona Daily Star | Posted: Wednesday, May 2, 2012 12:00 am

It was a question better suited for a politician: someone with more perspective, a pollster on payroll with a larger feel for why sports fans are so fickle.

Why is the Arizona Wildcats baseball team so popular all of a sudden?

"What do I look like, the mayor?" coach Andy Lopez asked with a smile. "Even my wife has asked me that. It's not like this is the first time we've had a decent team."

But this is the first time in decades that Tucson seems to care.

Arizona's baseball team is the best draw in the Pac-12 Conference. It averages 2,185 fans per game since moving from Kindall/Sancet Stadium to historic Hi Corbett Field this season. Among Western baseball programs, only Hawaii - at 3,212 fans per game - averages more. The Wildcats have drawn 63,379 total fans to date, and they still have six home games left.

"Oh my god, it's unbelievable," UA pitcher Kurt Heyer said. "We thought (Cal State) Fullerton and ASU and Stanford would be up there, but us? We had no idea. This has been a huge change for us."

But why? We have three guesses:

1. The park. Hi Corbett first opened 85 years ago, and Tucsonans have seemingly had a love affair with the quirky, minor-league stadium ever since. There's something big-time about the former Indians and Rockies spring training home, especially compared to Kindall/Sancet: There are more parking spots at the off-campus stadium, and more ticket windows and more vendors mean shorter lines on most nights. Which brings us to...
2. The beer. Playing off-campus comes with one major perk: beer. The UA sells beer (along with wine) through the seventh-inning stretch, a first for a program that wasn't allowed to sell alcohol to fans while on campus. The stadium has been livelier, possibly as a result, but the crowds still skew toward young families and older alumni.
3. The team. The Wildcats win when they play at home, posting a 22-7 record at Hi Corbett. They're 19-5 on weekends, when larger crowds tend to show up.

The UA has a long way to go if it hopes to outdraw LSU (10,601 per game) or even TCU (4,161 per game), but the early returns have been encouraging. The 11th-ranked UA (29-13) will host No. 10 Oregon in a three-game series that starts Friday, then - following two road trips - take on Arizona State May 25-27.

"If I was a fan and I enjoyed baseball and good baseball," outfielder Robert Refsnyder said, "I'd definitely make it out this weekend."

Going up

Arizona has already surpassed its attendance totals for each of the last eight seasons - and probably longer. Here's a look at what the Wildcats have drawn since 2004, the last year they made the College World Series.

Year Total attendance Average Largest game crowd

2004 25,312 937 1,683

2005 32,083 972 4,644

2006 24,557 792 2,205

2007 30,142 972 2,778

Cats back on right track after Lopez rant

- Story
- (4) Comments

Cats back on right track after Lopez rant

Ryan Finley Arizona Daily Star Arizona Daily Star | Posted: Friday, May 4, 2012 12:00 am | Comments

Font Size:

Default font size

Larger font size

-
- 0 tweet
- [Recommend](#)



[Buy this photo](#) LUKE ADAMS

Arizona Wildcats baseball

The Arizona Wildcats' team bus chugged from Eugene, Ore., to Portland.

Nobody spoke. But if the UA players thought they were getting off the hook for a lackluster series, they were mistaken.

Sometime during the two-hour bus ride, coach Andy Lopez called ahead to the team hotel and reserved a meeting room.

What followed is remembered, more than a year later, as the night the Wildcats' focus - and fortunes - changed. Maybe for good.

"That was," outfielder Robert Refsnyder said, "a notorious blowup."

The clean version, distilled from 90 minutes of ranting and edited for content, goes like this: Lopez announced he was through coddling his players. If they wanted him to play the bad guy, well, he was happy to oblige. But they were going to do things his way.

The meeting ended when the hotel's manager, concerned about the noises coming from the ballroom, intervened.

"There was great, uh, conversation going on in that room," Lopez said. "I think he was concerned when a table, uh, fell."

The Hilton high jinks worked. Arizona enters tonight's three-game series against No. 10 Oregon as arguably the hottest team in the Pac-12. In fact, few teams in the country have had a better 12 1/2 months.

Consider:

- Since the last time it played Oregon, Arizona has won 44 of 63 games and is 21-9 in conference play. The Wildcats have won 14 of 16 weekend series over the last year-plus, with seven of them resulting in sweeps.
- The UA played in the NCAA regionals last spring, advancing to a winner-take-all championship game, and has stayed hot throughout the 2012 season. Arizona (29-13 overall, 12-6 Pac-12) enters this weekend ranked 11th nationally. Should the Wildcats overtake Oregon, which holds a half-game lead in the Pac-12 standings, and play well against USC, Cal and Arizona State, the Wildcats would secure their first-ever outright conference championship.
- Arizona is doing the "little things" better than ever. The Wildcats' .336 batting average is tops in the conference this year. They've scored more runs (315) and rapped more hits (499) than any team in the Pac-12 this year. Arizona also leads the league in doubles (96) and triples (24). Its 61 stolen bases are one off the conference lead, held by Washington State.

"We're playing good baseball," Lopez said.

This weekend's series comes with high stakes, and a little intrigue. The Ducks are coached by George Horton, one of Lopez's best friends in the business. Horton hired Mark Wasikowski, a longtime UA aide, to serve as his third-base coach and right-hand man last offseason.

Oregon (32-13, 14-7) has been the surprise of the conference season, thanks to a Pac-12-best 2.99 team ERA and some timely wins. The Ducks' sweep of Cal last weekend put them in first place. Whether it's for now, or for good, will be determined this weekend.

"Oregon's kind of come out of the woodwork," Refsnyder said. "They weren't expected nationally to do what they're doing. This series is huge. It's going to be big."

The series

- What: Oregon at Arizona at Hi Corbett Field on 1290-AM
- Today: 6 p.m.
- Saturday: 6 p.m.
- Sunday: Noon

what 'good baseball' looks like

The baseball bromide can be a catch-all term for winning. But to UA coach Andy Lopez, playing "good baseball" means these four things:

- Batting: Swing "downhill," with the bat head pointing toward the ground. Hi Corbett Field's dimensions are too big to swing for the fences.
- Pitching: Throw the first pitch for a strike. "It's nice to be 0-2, too," Lopez said.
- Fielding: Communicate in both the infield and outfield.
- Base running: Lopez has two rules for base runners: Get back to your bag on a line drive, don't run into an out. "And if there's any doubt," he said, "go halfway."



UA can't equal Ducks' pitching, two-out hits in series-opening loss

Arizona baseball: Missing a variable

Ryan Finley Arizona Daily Star | Posted: Saturday, May 5, 2012 12:00 am

Anticipating the biggest home baseball series in a decade, the Hi Corbett Field souvenir shop debuted a line of T-shirts that read, simply, "A > O."

Not Friday.

Oregon rapped 13 hits and took advantage of a rare Alex Mejia error to defeat the Wildcats 6-1. In doing so, the 10th-ranked Ducks extended their Pac-12 Conference lead over No. 11 Arizona to 1 1/2 games.

Friday's win was a matter of arithmetic rather than algebra.

Oregon went 4 for 12 with runners in scoring position, and delivered four two-out RBIs. The Wildcats went 1 for 5 and had just one two-out RBI, an eighth-inning single by Riley Moore that cut the lead to 5-1. Oregon's Ryon Healy rocketed a solo home run in the ninth inning to extend the lead. Friday's crowd of 3,317 rarely had a chance to cheer.

"That's how you win good games," UA coach Andy Lopez said. "That's a good team. We're a good team. You win by getting a good performance on the mound and getting two-out base hits."

It's a formula that Arizona's used for years: Rely on starting pitching and wait for the opposing defense to make mistakes.

Lately, few teams do it better than the Ducks.

Oregon is 106-63 (.627) since 2010, the year after administrators brought back baseball after a 28-year hiatus and hired away Cal State-Fullerton's George Horton, one of the game's premier coaches. Arizona is 102-59 (.634) during the same span.

Sparkling facilities, accomplished (and well-paid) coaches and the now-ubiquitous multi-colored Nike uniforms have allowed the Ducks to lure some of the West's top players - and keep their own at home.

Ace Alex Keudell, a Portland native, dazzled the Wildcats on Friday with a seven-hitter. He struck out seven and walked two.

Offensively, Oregon (33-13, 15-7 Pac-12) was content to pepper the UA infield with ground balls and wait for a break.

Ahead 3-0 in the sixth inning, they got one.

UA pitcher Kurt Heyer retired the first two batters, then hit Connor Hoffmann with a pitch before getting Kevin Shepherd - Oregon's No. 9 hitter - to roll a ground ball to shortstop. Mejia, the Wildcats' surest fielder, positioned himself perfectly, then watched as the ball rolled through his legs. Two RBI singles later, the Ducks led 5-0.

"I just need to let the ball get to me," Mejia said. "We didn't play up to the standards we usually do, and we didn't execute, flat -out."

Mejia didn't help himself at the plate, either. In four appearances, he went 0 for 3 with two strikeouts and a walk.

"Rough night," Lopez said. "Proves he's human."

Friday's loss sets up a critical final two games for Arizona (29-14, 12-7), which is trying to earn its first conference championship in 20 years. The Wildcats must win the next two games to re-take the Pac-12 lead. Lose two, and they run the risk of falling dangerously behind before traveling to play Cal and USC.

Given the way it played Friday, Oregon isn't likely to fade.

"That's a good team," Lopez said. "I didn't expect anything other than that."



UA catcher doesn't choke in key at-bat

Ryan Finley Arizona Daily Star | Posted: Sunday, May 6, 2012 12:00 am

Riley Moore woke up at 6 a.m. Saturday choking, his throat swollen so badly that, the Arizona Wildcats catcher said, "I had a hard time swallowing my own spit."

One trip to the hospital, two bags of IV fluid and nine innings later, Moore could finally breathe, swallow - and smile.

Arizona defeated 10th-ranked Oregon 12-6 Saturday night at Hi Corbett Field, setting up the most important regular-season game in a decade. The two teams will play today for both the series and the Pac-12 Conference lead; the Ducks (33-14, 15-8 Pac-12) enter the finale with a half-game edge.

Thanks to Moore, 11th-ranked Arizona (30-14, 13-7) has a chance. Hitting with the bases loaded and none out in the second inning, Moore - who didn't take batting practice Saturday because of his hospital trip - put together the most impressive at-bat of the night. He battled Oregon starter Jake Reed for 10 pitches before rocketing the 11th through the right side for a two-run single.

Moore's hit tied the game 3-3, and sparked a six-run second inning that gave the Wildcats the breathing room they so needed.

"It was a big point in the game - bases-loaded, nobody out," Moore said. "I put just enough (bat) on it to get it out there."

Moore had been taking lozenges and gargling with saltwater all week to combat a swollen left tonsil. He went to bed Friday night feeling good, he said, but woke up to a medical nightmare. Moore visited UA trainer Leanna Olivar at 10:30 a.m. Saturday and was referred to a doctor, who sent him to Kino Hospital. He arrived at the park just in time to eat, warm up and play.

Moore wasn't the only Wildcat to hit well Saturday.

Eight of the nine starters registered a hit, and six of them had RBIs. Johnny Field blasted a home run and finished with a team-high three RBIs, and both Moore and Trent Gilbert drove in a pair of runs.

The big night at the plate gave the Wildcats some much-needed confidence at the perfect time.

"We're third in the nation in offense for a reason. We know we can do this," Moore said. "There are little reminders that, 'Oh, OK, we *are* Arizona. We can do this.' "

Still, Saturday's game belonged to a pitcher. UA reliever Tyler Crawford pitched 4 1/3 stellar innings in relief of an ineffective Konner Wade, earning his first career win. The freshman left-hander held Oregon hitless from the fifth inning until, with one out in the ninth, the Ducks managed back-to-back singles. Stephen Manthei got the final two outs.

Crawford, a long reliever who occasionally starts midweek games, may have carved himself out a larger role. The Wildcats' bullpen has been ineffective for most of the Pac-12 season; Saturday's performance was the second bad one in a row for Arizona's starting pitchers.

"The whole game was on Tyler Crawford, and he did a marvelous job," UA coach Andy Lopez said. "He was a difference-maker for us tonight."

Crawford called it "a great confidence builder."

The Wildcats needed it. Today's game could determine the rest of their season.

"It's a good matchup. They're a great team," Crawford said. "It's big-on-big."

The series

Arizona baseball: Field of Arizona dreams

- Story
- (7) Comments

Arizona baseball: Field of Arizona dreams

Ryan Finley Arizona Daily Star Arizona Daily Star | Posted: Wednesday, May 9, 2012 12:00 am | Comments

Font Size:

Default font size

Larger font size

-
- 1 retweet
- [Recommend](#)



[Buy this photo](#)

KELLY PRESNELL / ARIZONA DAILY STAR

UA catcher Sean Yanuss warms up a teammate during practice at Hi Corbett Field, where the Wildcats draw 2,257 fans per game, tops in the Pac-12.

Arizona Wildcats officials are building a case for Hi Corbett Field.

Over the last few weeks, they have tested the 85-year-old ballpark's lights, taken pictures of the visiting dugout, crunched attendance numbers and built a budget.

On May 18, with the click of a mouse, the UA will formally submit a bid to host an NCAA baseball regional.

Should the bid be accepted - and, given the 14th-ranked Wildcats' record and reputation, their chances are good - it would mark a historic moment for the program.

Arizona last hosted a regional in 1992, when Pepperdine - coached by Andy Lopez, now the UA's skipper - stunned the Wildcats. The Waves went on to win the national title.

That year, Pepperdine beat the odds. Hosting regionals can pave the way to advance to Super Regionals and, eventually, the College World Series.

The 64-team field will feature 16 regional sites with four teams at each.

"The statistics prove that when you're at home, your chances of advancing are outstanding," Lopez said.

Here's a look at the bid process, how it works and Arizona's odds of hosting:

How it works: The NCAA baseball committee awards regional bids to 16 sites based on a number of factors, including the team's success on the field, average attendance, amenities and ease of travel.

Hosts must guarantee the NCAA \$50,000 in ticket and concessions sales and be prepared to cover the difference if it falls short. The NCAA receives 75 percent of all revenue should it exceed the initial guarantee.

The UA should cover that figure easily: The Wildcats average 2,257 fans per game this season, most in the Pac-12. Its new/old stadium boasts two clubhouses and ample practice fields for a four-team, double-elimination tournament.

"Word travels well in this sport. Coaches know," said Matt Brown, the UA athletic department's director of operations and the man in charge of submitting the bid. "Every team that comes through here has been nothing but complimentary."

Who gets bids: The NCAA factors in success, facilities, amenities and, it says, location. But college baseball remains intensely regional.

Four of last year's 16 hosts (UCLA, Arizona State, Cal State-Fullerton and Oregon State) came from the West. The remaining 12 sites were spread among seven states, none of them north of the Mason-Dixon line. The state of Texas hosted four regionals: Austin, College Station, Houston and Fort Worth.

The reason? College baseball's popularity in southern states means more attendance, exposure and revenue for the NCAA.

Arizona's chances: The Wildcats' record - they're 30-15 with 10 regular-season games remaining - and Hi Corbett's attendance and Tucson's strategic positioning make the UA a natural fit as regional host. (Arizona last submitted a bid in 2008.)

Rival Arizona State cannot play in the postseason because of NCAA rules violations, and few southwestern teams are expected to even bid to host.

The Wildcats' odds of hosting - and advancing - are getting better by the day. Seven of the eight teams that made last year's College World Series started their runs as regional hosts.

"You need to host," UA athletic director Greg Byrne said, "to get to Omaha more consistently."

The series

- What: Arizona at California, all games on 1290-AM
- Friday: 3:30 p.m.
- Saturday: 1 p.m.
- Sunday: 1 p.m.

By the numbers

23-11

Arizona's all-time record when hosting NCAA regionals. The UA held its first regional in 1953, where it went 1-2 against Texas

8

Number of times Arizona has advanced to the College World Series after hosting regionals

1

National championship won, in 1980, after hosting a regional

1992

The last time the Wildcats hosted a regional

Andy Lopez: Arizona Wildcats' success tied to move to Hi Corbett

by [Anthony Gimino](#) on May. 27, 2012, under [Sports](#)

0

Recommend

11

Send



Andy Lopez was one happy coach after clinching a share of the Pac-12 title on Sunday. Photo by Anthony Gimino, TucsonCitizen.com

Arizona Wildcats baseball coach **Andy Lopez** doesn't dismiss this trend as coincidence:

UA's first conference co-championship in 20 years; first home postseason appearance in 20 years; first year with Hi Corbett being the team's permanent home.

"There is no way that we do what we did this year if we're not at Hi Corbett," Lopez said after an 8-7 walk-off victory over Arizona State on Sunday clinched a share of the Pac-12 title.

Earlier in the day, UA was announced as one of 16 host sites for the NCAA regional (the full 64-team field will be announced Monday at 9 a.m. on ESPNU).

Lopez said that the atmosphere at Hi Corbett might have been worth a few wins along the way.

Arizona drew 86,132 at Hi Corbett this season, an average of 2,461 for 35 home dates.

That is nearly a 137 percent increase over last season, when the Cats averaged 1,103 at Kindall/Sancet Stadium on campus. (Arizona's lowest home attendance this season was 1,248 for UC Davis on March 6.)

"Cannot say thank you enough to the people who have come out this year," Lopez said.

"It's just the intangible of having some people out there yelling and screaming, and that atmosphere. And that's been said by every Pac-12 coach that has played here. They said, 'This atmosphere is pretty good.' It is pretty neat."

And here are some more numbers that make athletic director **Greg Byrne** happy:

He tweeted during Sunday's game that baseball ticket revenue for the 2011 season was \$69,000, but that ticket revenue just for the three-game series against Arizona State — which drew 14,405 — was \$98,500.

“It's been a fun year from the standpoint that we've been pretty good, obviously, but it's been a lot of fun because you're playing in front of a *crowd* and you feel that atmosphere and you feel the intensity,” Lopez said.

“I tell you, the nicest thing is, it's hard to talk to my players during the course of the game sometimes. That's a joy.”

Yes, it can get pretty loud at Hi Corbett at times, especially Saturday night when Arizona drew 5,667 fans — the largest home crowd for Arizona baseball in 22 years.

Lopez said it was so quiet at Sancet sometimes, that, if he was in a particularly foul mode, he would have to tone down his volume so the whole stadium didn't hear. He learned that the hard way when his wife said she could hear his rants from the stands.

As for Hi Corbett, “I could be Bobby Knight in here and get away with it,” he joked.

And, now, the Wildcats will get to ride that home-crowd feeling through the NCAA regionals this weekend. Arizona has been on the road for its past eight NCAA tournament appearances, traveling to the state of Texas in each of the past two seasons.

“We like traveling and beating people at other places,” said junior outfielder **Joey Rickard**. “But home field is huge, especially with his great stadium and our great fans. It's a big advantage for us.”

The team's move off campus to Hi Corbett was not met with unanimous approval from fans and alumni, but the timing was perfect — the new venue, combined with a team built to peak this season, has led to a resurgence of Arizona baseball.

“I'm so thankful that the community has come out and supported us. I'm thankful we've played good baseball,” Lopez said.

“I'm really thankful we're here.”

Baseball: Arizona 8, Arizona State 7: Now that's staying power

WALK-OFF VICTORY GIVES UA CONFERENCE CROWN ON DAY IT GETS HOST BID

Recommend

15

Tweet

3

2

15

Print

Email



UA senior Bobby Brown holds up the Pac-12 championship trophy. The Wildcats shared the title with UCLA.

May 28, 2012 12:00 am • [Ryan Finley Arizona Daily Star](#)

[\(6\) Comments](#)

Johnny Field strode to the plate with two outs in the ninth inning Sunday with a rivalry game, a series and a conference championship on the line.

Riley Moore inched off third base, ready to dash home on contact. Coach Andy Lopez sat at the top step of the Arizona Wildcats' dugout, ready for something good to happen.

But even before No. 13 UA defeated Arizona State 8-7 to take a share of its first conference championship in 20 years, the Wildcats had already won.

Sunday afternoon, the NCAA awarded Tucson a regional, ensuring that the Wildcats will stay at home for playoffs for the first time since 1992.

The UA blew a sizable lead against the Sun Devils and escaped a jam in the eighth. Moore reached on a walk in the ninth, and advanced all the way to third on Joey Rickard's two-out hit.

And now Field, the Pac-12's regular-season batting champion, was at the plate. Simple statistics - and his .379 batting average - said that if Field could make contact, he'd have a nearly 38 percent chance of winning the game.

Field figured his odds were even better.

"I just felt right coming up to the plate," he said. "I knew that I was going to get a hit."

And he did - arguably Arizona's biggest in years.

Field poked Robert Ravago's 1-1 fastball into left field, giving the Wildcats a walk-off win at Hi Corbett Field - their second in three games against Arizona State - and a share of the Pac-12 title.

Arizona (38-17, 20-10 Pac-12) shares the crown with UCLA, which defeated rival USC 7-6 one hour after Arizona's dramatic victory. Oregon, which entered the weekend with a one-game lead over Arizona, was swept by Oregon State.

While its opponents cracked on the final weekend of the regular season - Stanford played itself out of title contention with losses to Cal - the UA showed fight. Even in Saturday's loss, the Wildcats had the tying and winning runs on with two out in the ninth.

"We made it interesting, didn't we?" Lopez said. "I've told these guys, 'At this time of the season, you've already claimed your identity. Our identity is that we don't give up.' "

Said Moore: "This team's destined. All the juniors, since they were freshmen they were destined to be good. They proved it today. I had no doubt we were going to win this game."

Arizona will learn its postseason opponents at 9 a.m. today, when the NCAA unveils its 64-team tournament field. By virtue of its strong finish, and Oregon's collapse, the UA is likely to be a No. 1 seed in its four-team pod. The regional will start Friday and last through either Sunday or next Monday at Hi Corbett.

The news was announced at the end of the first inning, and Arizona held a 4-0 lead. But the Devils, bolstered by stellar relief pitching and the bat of outfielder Andrew Aplin, battled back.

The club scored three runs in the fifth, one in the sixth and two in the eighth to tie the game. It could have been worse: UA reliever Stephen Manthei picked Aplin off second base in the eighth and then induced an inning-ending double play.

ASU put the go-ahead run on base with two outs in the ninth, but Aplin - the team's hottest hitter - struck out looking. Aplin finished 2 for 5, and Abe Ruiz had three hits and four RBIs. The Devils managed 13 hits against four UA pitchers.

The Wildcats peppered ASU for 14 hits, two of them coming from Field. Nicknamed "Man-Baby," the stocky sophomore has been the most consistent hitter in the conference.

He was also seemingly born to be a Wildcat.

Field verbally committed to the UA as a high school sophomore, when - Lopez said - he was "tackling ground balls and wrestling double plays." Since then, Field has turned himself into a serviceable left fielder and a stellar hitter.

On Sunday, Man-Baby helped the Wildcats take a major step.

"He's such a competitor, you almost get that feeling where even if he hits it at someone, it's going to get by them," Moore said. "There's no way it's going to be an out."

On StarNet: Follow all of Arizona's sports teams online at: azstarnet.com/wildcats

UA TO HOST REGIONAL; TICKETS AVAILABLE

Fans can buy tickets to this weekend's NCAA regional at Hi Corbett Field through the UA's official website, www.arizonawildcats.com.

Season-ticket holders can purchase all-session passes for \$50, while non-season ticket holders can claim general admission seats for \$40. Remaining reserved seats may be made available to the general public later this week depending on how many are sold. Single-game tickets are \$10 and \$15; they'll go on sale later this week.

The four-team regional begins Friday with a doubleheader and will go through Sunday or next Monday, depending on whether a winner-take-all elimination game is played.

The rest of the regional bracket will be announced at 9 a.m. today. Cal State-Fullerton, San Diego, New Mexico, New Mexico State and Utah Valley have all been mentioned as possible Tucson regional teams.

Arizona baseball looking forward to home regional

[Like](#)[Tweet](#)

< 0

Recommend this article

By CAMERON MOON Published May 30, 2012 at 4:27pm Updated May 31, 2012 at 8:16am

Possibly Related

- [Arizona baseball defeats Louisville, moves on to super regional round](#)
- [Arizona baseball routs Louisville 16-4 behind 23 hits](#)
- [Arizona baseball wins first game of regional](#)
- [Arizona, Missouri baseball take similar paths to NCAA Regional](#)
- [Baseball wins Pac-12 title, set to host NCAA regional](#)

The Arizona baseball program finally caught a break. After a 20-year drought as Pac-12 conference champions and hosts of an NCAA regional, the Wildcats got both in the same day, following a walk-off win in the regular season finale against rival Arizona State.

Pitching ace Kurt Heyer, who, like the rest of the Wildcats (38-17), has never hosted a regional, finds irony in their fortune this year.

“We’ve been a three seed my freshman year, a two seed my sophomore year, and now a one seed this year,” Heyer said. “It’s really nice that we can start the regional and hopefully get to Omaha right here.”

Head coach Andy Lopez, who was named Pac-12 Coach of the Year Wednesday, has the experience necessary to push his team through to Omaha, but is excited to see how the team handles this opportunity.

“None of these guys have been there, they just hear me talk about it and put slogans up,” Lopez said. “It’s every young guy’s dream. I’m probably pulling for them a little bit harder than I would a normal club.”

The slogan Lopez has used for the past 36 years is surprisingly simple. “Play good baseball,” Lopez said.

“It gets involved and intricate,” Lopez said. “I make them tell me what good baseball is. They all know it. They better know it. If you do that, everything else is secondary.”

The Wildcats will face Missouri Friday night in Game Two of the double elimination regional. Missouri enters the regional following a 27-26 regular season record and an unlikely sweep of the competition in the Big 12 tournament, winning the conference title, the first in the school’s history.

Despite their late season hot streak, Heyer, who’s 11-2 record and 2.03 ERA were tops in the Pac-12 this season, earning him a Pac-12 Pitcher of the Year nomination, says it won’t matter once the first pitch is thrown.

[Sports](#)
[Opinion](#)
[Entertainment](#)
[Life](#)
[Obituaries](#)
[Get It!](#)
[Classifieds](#)
[Real Estate](#)
[Rentals](#)
[Cars](#)



[Mobile apps](#)
[Android](#)
[iPhone](#)
[iPad](#)
[Kindle Fire](#)
[E-edition for iPad](#)
[Wildcat Extra for Android](#)
[Wildcat Extra for iPh](#)

[Home](#) /
 [Sports](#) /
 [Baseball](#) /
 [College](#) /
 [Wildcats](#)

Greg Hansen: Curse of home regionals over, UA waits for St. John's

Recommend

22

Tweet

0

0

12

Print

Email



UA head coach Andy Lopez runs on the field following their defeat of Louisville 16-3 at the NCAA Division 1 regional game.

June 04, 2012 12:00 am • [Greg Hansen Arizona Daily Star](#)

[\(19\) Comments](#)

Related Galleries



Arizona baseball defeats Louisville 16-3

The notion that Arizona's baseball program needed some closure for its home regional busts of 1989 and 1992, its tear-stained failures of another generation, is pretty thin.

C'mon, 20 years? Who lets it beat them up for that long?

Nevertheless, a few minutes before the Wildcats won a postseason playoff series at home for the first time in 32 years, putting the hammer down on Louisville 16-3, Robbie Moen stood next to his alma mater's dugout at Hi Corbett Field.

If you are superstitious (and what true baseball fan isn't?) you might've seen Moen in the house Sunday night and felt a bit edgy.

Moen, who grew up in Tucson, was the face of Arizona's baseball program from 1990-93. He hit .374 for his career, is still ranked in the Top 10 in 11 UA career offensive categories, was twice an All-Pac-10 outfielder and, in 1993, a second team All-American.

Moen has coached in and scouted thousands of college baseball games since that long-ago playoff implosion - Moen is a prominent scout for the Tampa Bay Rays and a former coach at Kansas State and Loyola-Marymount - but he voluntarily begin a dialogue about the '92 series when the UA's last Pac-10 championship team was shattered.

"Washington beat us 6-5 and Hawaii eliminated us 10-3," the former Flowing Wells High School star said. "It hurt pretty good."

But all of that hurt has given way to joy. When have the Wildcats had a better weekend than they had at Hi Corbett Field?

They drew 12,578 fans, scored 47 runs, and, as a bonus, learned they won't have to travel to North Carolina to face the feared Tar Heels in the super regionals at all.

They'll almost surely stay at their comfy new ballpark, at which they have one of the nation's best home-field advantages, and play host to St. John's in a best-of-three series. A coveted ticket to the College World Series awaits the winner.

How good were the Wildcats over the weekend? If college baseball had a mercy-rule stipulation the way college softball does, each game might've been shortened by three innings.

The last time a UA baseball team played so well when it mattered so much was when Andy Lopez's third Arizona team, 2004, stunned Long Beach State at a super regional that took the Wildcats all the way to Omaha, Neb., for their first World Series in 18 years.

This team has a similar look. Everyone wants to talk about the UA's hitting, but what about starting pitchers Kurt Heyer, James Farris and Konner Wade? They pitched 26 2/3 of a possible 27 innings and were superb.

So much for the curse of the '89 and '92 Wildcats.

Moen was in Tucson to take a final look at the top draft-eligible prospects for the Rays. The major league draft begins this afternoon and even though no one has projected Arizona juniors Alex Mejia, Seth Mejias-Brean, Joey Rickard, Robert Refsnyder and Heyer as top-of-the-draft selections, they enhanced their value, or, if nothing else, proved they are, like Moen in his Wildcat days, fabulous college players.

These are indeed glory days for UA sophomore outfielder Johnny Field and his five draft-eligible teammates.

Field's grand slam in the second inning, providing a 4-0 cushion, was a snapshot of the weekend. Field isn't supposed to hit home runs. He had five career homers, only one at Hi Corbett Field.

It's not that Field can't go deep. As a .504 hitter at Las Vegas Bishop Gorman High School, he hit 28 homers his final two seasons - he hit two homers in a game four times as a 2010 seniors - but the dimensions of Hi Corbett are so vast that Arizona has gone 28-10 at home by virtue of beating opponents with singles and doubles.

But on this weekend that came off as a Beach Boys song (Run, Run, Run?) anything was possible - even grand slams that cleared both of the walls in left field, landing somewhere next to the new elephant exhibit on 22nd Street.

Before UA director of athletics Greg Byrne left the ballpark, near midnight, it was clear that the Tucson community has invested into the long-dormant baseball program.

The Wildcats drew 12,578 for the regional. By comparison, Oregon drew 9,736 for its regional, UCLA attracted 4,462 fans and Stanford's attendance for its regional was 6,943. And Arizona drew those crowds with three negative variables at work: Beer sales were prohibited, games didn't start until 8 p.m., and they were televised by ESPNU.

Byrne said the tarps that cover about 2,000 bleacher seats will be removed for the St. John's Super Regional. That'll increase capacity to about 9,500.

Or, about one seat for every run the Wildcats scored this weekend, or so it seemed.

Baseball's move more than just an upgrade in facilities

Like

1

Tweet

0

Recommend this article
By CAMERON MOON Published June 6, 2012 at 12:26am Updated June 6, 2012 at 12:57am

Multimedia



By KYLE WASSON

Kyle Wasson/Daily Wildcat With UA baseball moving to Hi Corbett field earlier this spring, the team has seen an increase in winning percentage. The Wildcats ...

Possibly Related

- [Baseball's Hi Corbett a major factor in World Series appearance](#)
- [Baseball defeats St. Johns, headed to College World Series](#)
- [South Tucson skate park named after Christina-Taylor Green](#)
- [UA's Heyer submits classic performance in super regional win](#)
- [Wildcats withstand the Storm, win first game of super regional](#)

The most important reason behind Arizona baseball's hosting an NCAA regional this year may not have anything to do with the on-field product. In August 2011, Arizona baseball agreed to play its home games at the city-owned Hi Corbett Field, for the 2012 season and presumably beyond. Prior to this season, all home games were played at Frank Sancet Stadium, which holds 6,500 people, mere steps away from the coaches' offices in McKale Center.

Head coach Andy Lopez does not shy away from tying his team's Pac-12 Championship season to the move to Hi Corbett.

"There is no way that we do what we did this year if we're not at Hi Corbett," Lopez said after last Sunday's walk-off win over ASU. "There were times in that situation (in Sancet) where you didn't

feel the electricity. For me, it's the intangibles. You can't really put your finger on it, but it's there, so to speak."

The Hi Corbett atmosphere has been electric for the Wildcats this season, who averaged 2,461 fans in 35 home games. In their final season in Sancet, Arizona averaged 137 percent less attendance with just 1,103 per game. The lack of a present, enthusiastic atmosphere in Sancet affected Arizona's ability to host in the postseason, Lopez said.

"I felt the club in 2008 had a chance to compete for the national championship," Lopez said. "We have it all lined up and we beat someone up pretty good, and there was no one in the stands. I turned to my staff at that moment and said, 'We're going on the road.'"

The move to Hi Corbett has not only added to the game day presence of Arizona baseball, but also to the recruiting efforts of the coaching staff.

"I'm glad we're on TV," Lopez said prior to Friday's 15-3 win over Missouri. "It's good not just for Arizona baseball, but for Hi Corbett. We do recruit nationally, so I like for someone in Louisiana or somewhere other than Arizona to see Hi Corbett first hand."

The nation got to see Hi Corbett and its high-energy atmosphere in action this weekend, when the Wildcats beat up on Missouri Friday and Louisville on Saturday and Sunday, a combined 47-10 to win the first NCAA regional Arizona has hosted in 20 seasons. In its first three postseason games, Hi Corbett averaged 4,192 fans.

Hi Corbett has helped the Wildcats not only offensively, but also as an intimidation factor. Because Hi Corbett was once home to the minor league Tucson Toros and the spring training headquarters for the Colorado Rockies, the stadium has a much bigger outfield than is used during most college games.

The dimensions of the outfield are 348 feet in right field, 392 feet in center, and 366 feet in left field. To put that in perspective, in Los Angeles' Dodger Stadium, the distance from home plate to right field is 18 feet closer, from home to center is just 8 feet longer, and from home to left field is just 330 feet, 36 fewer than that of Hi Corbett.

The massive outfield makes for plenty of extra base hit opportunities for Arizona, which Missouri head coach Tim Jamieson noticed without even seeing the field.

"The first thing that jumped out at me was the stat sheet on Arizona. They have a lot of doubles," Jamieson said. "Now I know why. It's a big ballpark."

UA's Heyer submits classic performance in super regional win

Like

Tweet

1

Recommend this story

By KYLIE JOHNSON Published June 8, 2012 at 9:41pm Updated June 9, 2012 at 5:30pm

Possibly Related

- [Baseball's Hi Corbett a major factor in World Series appearance](#)
- [Baseball defeats St. Johns, headed to College World Series](#)
- [Wildcats withstand the Storm, win first game of super regional](#)
- [Baseball tries to stay hot in Super Regional against St. John's](#)
- [Baseball's move more than just an upgrade in facilities](#)

Friday's start for Kurt Heyer's isn't very pretty in the box score — in fact it's a little ugly, but the junior's last ever start at Hi Corbett Field is one that head coach Andy Lopez said he'll never forget.

"A real courageous performance by Heyer," Lopez said.

"What (Heyer) did after the fourth inning, honestly, was unbelievably impressive," he added.

In the first of Arizona's Super Regional games against St. John's, Heyer went 9.1 innings and gave up 17 hits, six earned runs and only struck out four in a no-decision.

He was hit early and often by the Red Storm, and after a five-run fourth inning, it looked like the Wildcats' workhorse might have a short outing.

St. John's started the fourth with five straight singles and Heyer only got out of the inning thanks to a base running mistake by Red Storm's Bret Dennis who got caught in a run down and was eventually tagged out at second.

It wasn't just a couple missed pitches. The Red Storm was able to get hit after hit against Heyer, but they only one of their 18 hits went for an extra base.

Lopez stuck with Heyer, and the second-team All-American settled down, keeping the score manageable as the offense battled back to eventually win 7-6 in extra innings.

"We had (Heyer) on a rope," St. John's head coach Ed Blankmeyer said. "(But) I think that kid would have pitched forever, he's a gutsy kid."

"You've got to give that kid credit," Blankmeyer added. "(He does) nothing fancy, just competes."

Heyer threw 129 pitches Friday and yet he still had to be dragged off the mound by Lopez in the tenth inning. After a dismal fourth inning it would have been hard to believe Heyer would still be pitching in a tenth inning.

"In this part of the season you can't get tired," Heyer said.

With Arizona's walk-off win in the bottom of the tenth, the Wildcats sit just a win away from Omaha — and Heyer's determination and grit put them there.

Lopez only had to use reliever Mathew Troupe for the final two outs of the ballgame, keeping the Arizona bullpen fresh in case they are needed later in the series.

While Heyer took responsibility for not throwing strikes early on in the game, he credited the St. John's offense for his early-inning struggles.

"If you took away that fourth inning, I'd be happy," Heyer said. "Lopez told me it was a gutsy performance (and) usually most pitchers would fold. But I wanted to keep my team in that position where they could scratch a few runs across."

"They got their hits," Heyer added. "But I'm just happy my defense was able to pick me up in clutch situations."

The Arizona defense was strong all game, turning three double-plays on the day including one in the top of the ninth that negated a potential go-ahead run by the Red Storm.

Despite that, the defense wasn't infallible — a misplayed grounder and a passed ball put St. John's Frank Schwindel on second in the tenth inning. Schwindel eventually scored on a double by Sean O'Hare, forcing Heyer to exit his last home start in his UA career.

Heyer was selected in the sixth round by St. Louis Cardinals Tuesday and while his status is unsure, he could leave the UA once the season ends.

While the start wasn't perfect, the performance was a perfect example of Heyer's value to the team. Thanks to some late game heroics by freshman Trent Gilbert and the Wildcat offense, Heyer's last home start had a fairy-tale ending.

"I'm just really happy that they offense was able to fight back because if we did lose I would have put this all on me," Heyer said. "I think I could have done a better job early in the game."

Baseball's Hi Corbett a major factor in World Series appearance

Arizona's new home helps spark memorable season

Like

Tweet

< 0

Recommend this story

By KYLE JOHNSON Published June 9, 2012 at 9:28pm Updated June 10, 2012 at 7:07pm

Possibly Related

- [Baseball defeats St. Johns, headed to College World Series](#)
- [UA's Heyer submits classic performance in super regional win](#)
- [Wildcats withstand the Storm, win first game of super regional](#)
- [Baseball tries to stay hot in Super Regional against St. John's](#)
- [Baseball's move more than just an upgrade in facilities](#)

When NCAA Regional Selections were made and the Arizona baseball team was left out of the top eight national seeds, it appeared like a trip to Omaha, Neb. and the College World Series would be on the road. The Wildcats were slated to travel to No. 6 North Carolina for a super regional appearance, if at first they first took care of business in Tucson.

After St. John's upset the Tar Heels, Arizona was gifted the opportunity to host the Red Storm in Tucson at Hi Corbett Field. With their weekend sweep against St. John's, the Wildcats punched their ticket to Omaha for the first time since 2004.

Baseball's move to Hi Corbett was as big of a factor as anything the Wildcats did on the field.

"I don't believe we could have done what we're doing today, unless we're at Hi Corbett with that type of crowd," Arizona head coach Andy Lopez said. "(3,907) people and it was hot."

The Wildcats had 12,578 fans walk through the gate for Regionals, and while those numbers dipped in the Super Regional because of the time of day and heat associated with it — 6,421 fans combined— Arizona still had a level of support that was unheard in previous seasons at the old Sancet Stadium.

"It's a college town," Lopez said. "There should be 4,000 people out there cheering. There should be people on their feet clapping with two strikes. That college town environment is a pretty special thing."

The move from an on-campus stadium to Hi Corbett Field brought with it risk and initial uncertainty, but this season has proven the decision to be a success, with a super regional victory and trip to Omaha acting as the icing on the cake.

Lopez thanked athletic director Greg Byrne several times in Saturday's postgame press conference for his decision to move the team to Hi Corbett Field, and for Lopez, the choice signified more than just a change in scenery.

Lopez said quite candidly that in 2004 he considered leaving the program because he didn't see any light at the end of the tunnel, and that it was his wife who was a major factor in his decision to stay in Tucson.

Now with Hi Corbett Field, Lopez and his players have a true college home, which helped propel them into the College World Series.

The home-field advantage was evident during postseason play, as Arizona went undefeated during regionals and the super regional, outscoring its opponents 61-20. The Wildcat's regular season record of 27-10 at home contributed to the Wildcats first conference crown since 1992.

"You could really feel the energy in the crowd," said Saturday's starter pitcher Konner Wade. "They were really behind me today."

It never hurts to have fans filling the seats, but when vocal fans are combined with the dry heat and unique field dimensions, the Wildcats have a field that opponents want to avoid.

With the Wildcats advancing to the College World Series, they'll lose that added advantage, as all games are to be played in TD Ameritrade Park of Omaha. Hi Corbett wasn't solely responsible for the upcoming visit to Omaha, as the talented junior class has been progressing towards this goal throughout their Wildcat careers.

Lopez said that last season he saw that this group of players was special and had a chance to make the College World Series.

When they were eliminated last season in the College Station Regional against Texas A&M, Lopez knew they were right on the cusp, as long as they could get a couple breaks.

"After that regional," Lopez said. "I came back and told my wife, 'If we can get to the right regional, we got a chance with this group.'"

"And we were in the right regional (this season)," he added. "Tucson, baby."

BASEBALL

Arizona baseball: No tall tale: Cats have shot at taking title



12 HOURS AGO • [RYAN FINLEY ARIZONA DAILY STAR](#)

The Lakers were in town and the freeways were jammed, so the Arizona Wildcats decided to take side streets to USC.

As the team bus crawled through Los Angeles during last month's road trip, coach Andy Lopez was reminded of a story - OK, it's an urban legend - from two decades ago.

Heard the one about the Culver City, Calif., man who was trampled by an elephant?

"Not in the Sahara, not in eastern Africa. In Culver City," Lopez said. "And you're going to tell me that sometimes things aren't meant to be?"

When it's your time, it's your time. And things seem to be lining up perfectly for the UA.

With Saturday's 7-4 NCAA super regional win over St. John's, Arizona (43-17) earned a spot in its first College World Series since 2004 and cemented itself as a legitimate national championship contender.

Here are three reasons the Wildcats can compete, and maybe even take it all, in Omaha:

1. They're hot, and that's what matters. Few teams in college baseball have had a better month. The UA is a stunning 13-2 since May 11, with its two losses - at USC and at home against Arizona State - coming by four and two runs, respectively. And nobody's had a smoother run through the playoffs: The Wildcats went a combined 5-0 in regional and super regional play, outscoring their opponents 61-20. Their starting pitchers threw 44 1/3 of the team's 46 innings. The recent body of work is a much better indicator of a team's chances in Omaha than national seed or bracket placement.

Just ask Lopez, who has both won in Omaha as an underdog and lost as a favorite.

"I've been there as a No. 7 seed and won a national championship, and I've been there as a No. 1 seed and didn't win a national championship," he said. "That's Omaha."

2. They're a veteran team. Four of Arizona's nine regular batters - third baseman Seth Mejias-Brean, shortstop Alex Mejia, center fielder Joey Rickard and right fielder Robert Refsnyder - are juniors, and starting designated hitter Bobby Brown is a fifth-year senior. Ace Kurt Heyer is a third-year player who was drafted by the St. Louis Cardinals last week, and closer Stephen Manthei, an undrafted junior, has made 52 appearances as a collegian.

Together, the group has the experience - and the right makeup - to not be intimidated by the national stage.

Consider how they celebrated Saturday.

Five minutes after clinching the super regional, most of the starters were back in their clubhouse, watching college baseball on ESPN.

It was a good time to start scouting for Omaha.

"We've worked hard all three years," Mejias-Brean said. "It's going to be fun up there."

3. It's a team effort. For all the talk about Arizona's "big five," the rest of the lineup is raking, too - a good sign heading into a tournament where every out matters.

The bottom of Arizona's batting order - Bobby Brown, Joe Maggi (and his defensive replacement, Brandon Dixon), Riley Moore and Trent Gilbert - is hitting .430 (34 for 79) in the postseason with 19 RBIs. The bottom four drove in four of Arizona's seven runs in Saturday's super regional finisher.

Arizona has no true superstars, and plays the game aggressively; as a result, the Wildcats could be fan favorites in Omaha.

Lopez said he can't wait to share the experience with his team.

"I've been to a Final Four, I've been to a Super Bowl and I've been to a heavyweight championship bout," he said. "But Omaha ... it's special, man."

Seminoles next

The Arizona Wildcats will open the College World Series against Florida State.

The Seminoles defeated Stanford 18-7 Sunday night, clinching their NCAA super regional in two games and advancing to Omaha for the 21st time in program history. Arizona and FSU (48-15) will play either Friday or Saturday in Omaha, depending on how the NCAA schedules the World Series.

Dates and times will be announced today; all Friday and Saturday games will be played either at 2 p.m. or 6 p.m., Tucson time.

The Wildcats (43-17) are 6-5 all-time against the Seminoles. The teams last met in 1991, with Arizona taking two of three games at Kindall/Sancet Stadium.

Up next

ARIZONA BASEBALL™

2012 Numerical Roster

No.	Name	Pos.	Yr.	B/T	Ht.	Wt.	Hometown/Last School
1	Johnny Field	OF/INF	So.	R/R	5-10	194	Las Vegas, Nev./Bishop Gorman HS
2	Robert Refsnyder	OF	Jr.	R/R	6-0	199	Laguna Hills, Calif./Laguna Hills HS
4	Trent Gilbert	INF	Fr.	L/R	6-1	180	Torrance, Calif./Torrance HS
5	Seth Mejias-Brean	INF	Jr.	R/R	6-2	210	Tucson, Ariz./Cienega HS
6	Riley Moore	C	Fr.	S/R	6-3	190	Santa Barbara, Calif./San Marcos HS
10	Tyler Hale	RHP	Jr.	R/R	5-10	170	Abilene, Texas/Abilene HS
11	Jacob Doyle	RHP	So.	R/R	6-1	178	Glendale, Ariz./Deer Valley HS
13	Alex Mejia	INF	Jr.	R/R	6-1	200	Sylmar, Calif./El Camino Real HS
14	Vincent Littleman	LHP	Jr.	L/L	5-11	180	LeChee, Ariz./Page HS
15	Joseph Maggi	OF	Fr.	L/L	5-10	175	Phoenix, Ariz./Brophy College Prep
21	Collin Dewell	OF	Fr.	L/L	6-0	185	Santa Barbara, Calif./Santa Barbara HS
22	Brandon Dixon	INF	So.	R/R	6-1	211	Murrieta, Calif./Murrieta Valley HS
23	Lucas Long	RHP	Fr.	R/R	6-1	185	Minneapolis, Minn./Academy of Holy Angels
24	Tyler Parmenter	INF	Fr.	R/R	6-2	188	Yuma, Ariz./Cibola HS
26	Kurt Heyer	RHP	Jr.	R/R	6-2	211	Huntington Beach, Calif./Edison HS
28	David Lopez	INF	So.*	L/R	5-7	171	Tucson, Ariz./Sabino HS
29	Jordan Berger	C	Fr.	L/R	5-10	190	Tarzana, Calif./Taft HS
30	Tyler Crawford	LHP	Fr.	R/L	6-1	185	Glendale, Ariz./Sunrise Mountain HS
31	Stephen Manthei	RHP	Jr.	R/R	6-1	210	Las Vegas, Nev./Bishop Gorman HS
33	Augey Bill	LHP	Jr.	L/L	6-9	222	Danville, Calif./San Ramon Valley HS
34	Luke Sutton	OF	Fr.	L/L	6-1	190	Vista, Calif./Fallbrook Union HS
35	Joey Rickard	OF	Jr.	R/L	6-1	185	Las Vegas, Nev./Bishop Gorman HS
36	James Farris	RHP	So.	R/R	6-2	213	Gilbert, Ariz./Highland HS
37	Bobby Brown	OF	Sr.*	L/R	6-3	200	San Diego, Calif./Rancho Bernardo HS
38	Sean Yanuss	C	Fr.	R/R	5-10	180	Brier, Wash./O'Dea HS
42	Nick Cunningham	RHP	Jr.	R/R	6-2	204	Indianapolis, Ind./Lawrence North HS
43	Ethan Springston	OF	Fr.	L/R	6-1	175	Chandler, Ariz./Seton Catholic Prep
44	Mathew Troupe	RHP	Fr.	R/R	6-2	189	Northridge, Calif./Chaminade College Prep
45	Michael Lopez	RHP	Sr.	R/R	6-3	205	Tucson, Ariz./Sabino HS
46	Ismael Castro	RHP	Jr.	R/R	6-0	180	Phoenix, Ariz./Central Arizona College
47	Anthony de Jesus	C	Fr.	R/R	5-9	181	Houston, Texas/Stephen F. Austin HS
48	Konner Wade	RHP	So.	L/R	6-3	182	Scottsdale, Ariz./Chaparral HS
49	Xavier Borde	LHP	Fr.	L/L	6-2	210	Playa Del Rey, Calif./Loyola HS

Coaching Staff

7 Andy Lopez (Head Coach, 11th Year)
 16 Shaun Cole (Assistant Coach, 3rd Year)
 18 Matt Siegel (Assistant Coach, 1st Year)
 3 Brett Scyphers (Volunteer Assistant Coach, 3rd Year)
 20 Josh Garcia (Undergraduate Assistant Coach, 1st Year)

Support Staff

Leanna Olivar (Athletic Trainer)
 David Bodzin (Equipment Operations)
 Cynthia Prieto (Academic Counselor)
 Neil Willey (Strength and Conditioning)
 Student Managers: Nick Incrocci, Ryan Nussbaum
 Zach Monash, Alex Smith



2012 NCAA Division I Baseball Championship

Regionals June 1-4 *Campus or Neutral Sites *Double Elimination First-Round Pairings		Super Regionals June 8-10 or June 9-11 *Campus or Neutral Sites *Best-of-Three Games		Men's College World Series (CWS) June 15-26 Omaha, Nebraska *Double Elimination First-Round Pairings Best-of-Three Finals	
#1 *Florida (42-38) vs.		*Florida (45-18) Regional Champion		Florida Super Regional Champion	
#4 Bethune-Cookman (34-25) vs.		#3 Col. of Charleston (37-20) vs.		Florida wins 2-0 Florida, 5-8 (10)	
#2 Georgia Tech (36-24) vs.		#1 *North Carolina St. (.39-17) vs.		North Carolina St. (43-18) Regional Champion	
#4 Sacred Heart (25-30) vs.		#3 UNC Wilmington (38-21) vs.		#2 Vanderbilt (33-26) vs.	
#1 *Virginia (38-17-1) vs.		#4 Army (41-13) vs.		Oklahoma (42-23) Regional Champion	
#3 Appalachian St. (39-16) vs.		#2 Oklahoma (38-22) vs.		South Carolina wins 2-0 South Carolina, 5-0 South Carolina, 5-1	
#1 *South Carolina (40-17) vs.		#4 Manhattan (33-25) vs.		*South Carolina (43-17) Regional Champion	
#3 Coastal Caro. (41-17) vs.		#2 Clemson (33-26) vs.		#1 *Oregon (42-17) vs.	
#4 Austin Peay (38-22) vs.		#3 Indiana St. (41-17) vs.		#2 Cal St. Fullerton (35-19) vs.	
#1 *Purdue (44-12) vs.		#4 Valparaiso (35-23) vs.		Kent St. Super Regional Champion	
#3 Kent St. (41-17) vs.		#2 Kentucky (43-16) vs.		Kent St. (44-17) Regional Champion	
#1 *Rice (40-17) vs.		#4 Prairie View (28-23) vs.		Arkansas (42-19) Regional Champion	
#3 Sam Houston St. (38-20) vs.		#2 Arkansas (39-19) vs.		Arkansas wins 2-1 Baylor, 8-1 Arkansas, 5-4 Arkansas, 1-0 (10)	
#1 *Baylor (44-14) vs.		#4 Oral Roberts (37-23) vs.		#3 Texas A&M (36-23) vs.	
#2 Dallas Baptist (39-17) vs.		#1 *Baylor (48-15) Regional Champion		Arkansas Super Regional Champion	

NCAA/AT&T/2012 © 1939 (TM) (ET) Official Baseball



National Top Eight Seeds

1. Florida (42-18)
2. UCLA (42-14)
3. Florida St. (43-15)
4. Baylor (44-14)
5. Oregon (42-17)
6. North Carolina (44-14)
7. LSU (43-16)
8. South Carolina (40-17)

Regionals June 1-4 *Campus or Neutral Sites *Double Elimination First-Round Pairings		Super Regionals June 8-10 or June 9-11 *Campus or Neutral Sites *Best-of-Three Games		Men's College World Series (CWS) June 15-26 Omaha, Nebraska *Double Elimination First-Round Pairings Best-of-Three Finals	
#1 *UCLA (42-14) vs.		*UCLA (45-14) Regional Champion		UCLA Super Regional Champion	
#4 Creighton (26-28) vs.		#3 New Mexico (36-22) vs.		UCLA wins 2-0 UCLA, 6-2 UCLA, 4-1	
#2 San Diego (40-15) vs.		#1 *Texas A&M (42-16) vs.		TCU (40-20) Regional Champion	
#4 Dayton (31-28) vs.		#3 Ole Miss (35-24) vs.		#2 TCU (36-19) vs.	
#1 *Miami (FL) (36-21) vs.		#4 Stony Brook (46-11) vs.		Stony Brook (50-12) Regional Champion	
#3 Missouri St. (39-20) vs.		#2 UCF (43-15) vs.		LSU, 5-4 Stony Brook, 3-1 Stony Brook, 7-2	
#1 *LSU (43-16) vs.		#4 La.-Monroe (31-28) vs.		*LSU (46-16) Regional Champion	
#3 Belmont (39-22) vs.		#2 Oregon St. (38-18) vs.		St. John's (NY) (40-21) Regional Champion	
#1 *North Carolina (44-14) vs.		#4 Cornell (31-15-1) vs.		Arizona (38-17) Regional Champion	
#3 St. John's (NY) (37-21) vs.		#2 East Carolina (35-22-1) vs.		Arizona wins 2-0 Arizona, 7-6 (10) Arizona, 7-4	
#1 *Arizona (38-17) vs.		#4 Missouri (32-26) vs.		*Arizona (41-17) Regional Champion	
#3 Louisville (39-20) vs.		#2 New Mexico St. (35-22) vs.		Stanford (41-16) Regional Champion	
#1 *Stanford (38-16) vs.		#4 Fresno St. (30-26) vs.		Florida St. wins 2-0 Florida St., 7-1 Florida St., 18-7	
#3 Michigan St. (37-21) vs.		#2 Pepperdine (34-21) vs.		#1 *Florida St. (43-15) vs.	
#4 UAB (32-28) vs.		#3 Sanford (39-21) vs.		#2 Mississippi St. (39-22) vs.	

Arizona vs. NCAA Field (2012) 13-8

Opponent.....W-L
Louisville..... 2-0
Missouri..... 1-0
New Mexico St. 0-2
Oregon..... 1-2
Oregon State..... 2-1
Rice..... 1-1
Stanford..... 3-0
St. John's..... 2-0
UCLA..... 1-2

ARIZONA BASEBALL

Record: 43-17 Home: 30-10 Away: 13-7 Pac-12: 20-10

Date	Opponent		Score	Player	avg	slug	ob%	g	ab	r	h	2b	3b	hr	rbi	bb	so	sb	cs	e
2/17	NORTH DAKOTA STATE	w	3-1	Field, Johnny	.383	.553	.490	60	235	67	90	17	7	3	43	40	25	11	8	2
2/18	NORTH DAKOTA STATE	L	2-8	Mejias-Brean, Seth	.366	.496	.411	60	246	55	90	21	4	1	57	20	22	10	4	14
2/19	NORTH DAKOTA STATE	w	8-0	Mejia, Alex	.361	.494	.395	60	249	52	90	12	6	3	52	13	22	6	6	13
2/21	UTAH VALLEY	w	12-6	Brown, Bobby	.356	.555	.398	50	191	41	68	12	7	4	54	14	31	7	0	0
2/24	AUBURN	w	8-1	Refsnyder, Robert	.354	.544	.445	60	237	58	84	19	4	6	61	31	21	12	4	4
2/25	AUBURN	w	15-4	Maggi, Joseph	.333	.379	.401	44	132	17	44	4	1	0	18	10	10	3	2	2
2/25	AUBURN	L	3-8	Rickard, Joey	.326	.424	.404	56	236	57	77	16	2	1	31	24	29	18	6	3
3/2	HARVARD	w	7-1	Moore, Riley	.292	.376	.376	59	202	39	59	10	2	1	38	30	48	2	3	13
3/3	HARVARD	w	3-1	Gilbert, Trent	.280	.330	.346	59	218	33	61	7	2	0	37	19	40	4	1	14
3/4	HARVARD	w	13-2	Dixon, Brandon	.252	.327	.335	57	147	28	37	8	0	1	13	12	31	8	4	3
3/6	UC DAVIS	w	6-0	-----																
3/7	UC DAVIS	w	6-4	de Jesus, Anthony	.500	.500	.500	1	2	0	1	0	0	0	0	0	0	0	0	0
3/9	EASTERN MICHIGAN	w	9-2	Parmenter, Tyler	.400	.400	.400	4	5	0	2	0	0	0	0	0	1	0	0	0
3/10	EASTERN MICHIGAN	w	16-7	Berger, Jordan	.200	.200	.250	6	10	2	2	0	0	0	1	1	1	0	0	2
3/11	EASTERN MICHIGAN	w	9-8	Lopez, David	.111	.111	.273	5	9	2	1	0	0	0	1	2	2	0	0	0
3/13	at #8 Rice	L	1-5	Littleman, Vincent	.000	.000	.000	2	0	0	0	0	0	0	0	0	0	0	0	1
3/14	at #8 Rice	w	8-5	Totals	.333	.454	.403	60	2119	451	706	126	35	20	406	216	283	81	38	77
*3/16	WASHINGTON STATE	L	0-6	Opponents	.263	.358	.332	60	2071	283	544	91	29	16	248	157	414	42	19	111
*3/17	WASHINGTON STATE	w	8-7	LOB - Team (498), Opp (448). DPs turned - Team (55), Opp (42). CI - Team (6), Moore, R. 6, Opp (1). IBB - Team (12), Mejias-Brean 3, Refsnyder 3, Mejia, A. 2, Field, J. 2, Brown, B. 1, Moore, R. 1, Opp (5). Picked off - Refsnyder 3, Field, J. 1, Maggi, J. 1.																
*3/17	WASHINGTON STATE	w	12-9	Player	era	w-l	app	gs	cg	sh	sv	ip	h	r	er	bb	so	avg	hr	
3/20	NEW MEXICO STATE	L	4-7	Heyer, Kurt	2.28	12-2	17	17	7	1	0	138.0	136	50	35	22	102	.257	2	
3/21	NEW MEXICO STATE	L	8-13	Crawford, Tyler	3.09	1-1	13	2	0	0	2	35.0	33	13	12	7	16	.250	4	
*3/23	at #19 Oregon State	L	5-6	Troupe, Mathew	3.90	4-1	22	1	0	0	6	32.1	36	16	14	17	39	.281	1	
*3/24	at #19 Oregon State	w	5-4	Hale, Tyler	4.05	2-0	12	2	0	0	0	20.0	19	10	9	16	23	.260	0	
*3/25	at #19 Oregon State	w	7-5	Farris, James	4.18	7-3	16	16	3	1	0	99.0	106	52	46	18	69	.274	2	
*3/30	#2 STANFORD	w	8-7	Manthei, Stephen	4.29	6-4	23	0	0	0	2	35.2	32	22	17	16	25	.241	1	
*3/31	#2 STANFORD	w	4-2	Wade, Konner	4.49	9-3	19	17	4	0	0	118.1	110	71	59	36	98	.246	4	
*4/1	#2 STANFORD	w	6-2	Littleman, Vincent	6.26	0-1	9	2	0	0	0	23.0	25	21	16	10	15	.284	0	
4/4	at Utah Valley	L	4-5	Long, Lucas	7.20	2-2	9	3	0	0	0	25.0	34	21	20	10	18	.321	2	
*4/5	at Utah	w	11-2	-----																
*4/6	at Utah	L	6-7	Bill, Aughey	0.00	0-0	5	0	0	0	0	6.2	2	0	0	1	7	.095	0	
*4/7	at Utah	w	11-7	Lopez, Michael	0.00	0-0	1	0	0	0	0	1.0	0	0	0	0	0	.000	0	
*4/13	#17 UCLA	w	4-3	Cunningham, Nick	15.75	0-0	4	0	0	0	0	4.0	11	7	7	4	2	.500	0	
*4/14	#17 UCLA	L	3-15	Totals	3.93	43-17	60	60	14	3	10	538.0	544	283	235	157	414	.263	16	
*4/15	#17 UCLA	L	2-6	Opponents	6.36	17-43	60	60	1	1	3	519.0	706	451	367	216	283	.333	20	
4/17	at #20 Arizona State	L	8-12	PB - Team (23), Moore, R. 23, Opp (11). Pickoffs - Team (3), Farris, J. 2, Manthei, S. 1, Opp (5). SBA/ATT - Moore, R. (35-49), Wade, K. (9-15), Heyer, K. (8-10), Littleman (4-6), Troupe, M. (5-6), Berger, J. (5-6), Farris, J. (5-6), Hale, T. (3-5), Crawford, T. (2-4), Cunningham (3-4), de Jesus, A. (2-2), Bill, A. (2-2), Long, L. (1-2), Manthei, S. (0-1).																
*4/20	at Washington	w	10-2	Score by innings	1	2	3	4	5	6	7	8	9	EX	Total					
*4/21	at Washington	w	4-1	Arizona	51	37	53	58	60	62	50	54	24	2	451					
*4/22	at Washington	L	5-6	Opponents	41	30	24	34	32	36	31	30	23	2	283					
4/27	EAST TENNESSEE STATE	w	24-7	Win-loss breakouts: Day 21-5; Night 22-12; vs Left 9-3; vs Right 34-14; 1-run games 8-4; 2-run games 7-2; 5+run games 20-6; Extra inns 1-1; Shutouts 3-1.																
4/28	EAST TENNESSEE STATE	w	6-4	Current streak: Won 6; Longest winning streak: 8; Longest losing streak: 3.																
4/29	EAST TENNESSEE STATE	w	21-6	Attendance: Home 105131 (avg 2628); Away 26600 (avg 1330); Total 131731 (avg 2195)																
*5/4	#10 OREGON	L	1-6																	
*5/5	#10 OREGON	w	12-6																	
*5/6	#10 OREGON	L	1-3																	
*5/11	at California	w	3-1																	
*5/12	at California	w	4-1																	
*5/13	at California	w	7-4																	
5/16	at #18 Arizona State	w	10-2																	
*5/18	at USC	w	11-1																	
*5/19	at USC	L	4-8																	
*5/20	at USC	w	6-1																	
*5/25	#16 ARIZONA STATE	w	1-0																	
*5/26	#16 ARIZONA STATE	L	7-9																	
*5/27	#16 ARIZONA STATE	w	8-7																	
#6/1	MISSOURI	w	15-3																	
#6/2	LOUISVILLE	w	16-4																	
#6/3	LOUISVILLE	w	16-3																	
&6/8	ST. JOHN'S	w	7-6																	
&6/9	ST. JOHN'S	w	7-4																	

* = Conference game

= NCAA Tucson Regional (Hi Corbett Field)

& = NCAA Tucson Super Regional (Hi Corbett Field)